

US00D497891S1

(12) **United States Design Patent** (10) **Patent No.:** **US D497,891 S**
Peng et al. (45) **Date of Patent:** **** Nov. 2, 2004**

(54) **CELLULAR PHONE**

(75) Inventors: **Chun-Chieh Peng**, Taipei (TW);
Pu-Ching Chuang, Taoyuan Hsien (TW)

(73) Assignee: **Quanta Computer, Inc.**, Taoyuan Hsien (TW)

(**) Term: **14 Years**

(21) Appl. No.: **29/199,609**

(22) Filed: **Feb. 17, 2004**

(51) **LOC (7) Cl.** **14-03**

(52) **U.S. Cl.** **D14/138**

(58) **Field of Search** D14/137, 138,
D14/218, 147-148, 247-248, 144, 341-347;
379/433.01-433.13, 419, 434, 428.01-428.04,
420.01-420.04, 440; 455/550.1-90.3; D21/517;
D13/168; D18/2, 7; 345/168, 169

(56) **References Cited**

U.S. PATENT DOCUMENTS

D385,875 S	*	11/1997	Harris et al.	D14/138
D430,859 S	*	9/2000	Lindeman et al.	D14/138
D433,016 S	*	10/2000	Matsuda et al.	D14/345
6,141,540 A	*	10/2000	Richards et al.	455/575.3
D439,572 S	*	3/2001	Kang	D14/138
D440,955 S	*	4/2001	Tanaka et al.	D14/138
D443,865 S	*	6/2001	Kim	D14/138
D446,199 S	*	8/2001	Xu et al.	D14/138
D450,046 S	*	11/2001	Chun	D14/138
D450,307 S	*	11/2001	Xu et al.	D14/138
6,374,091 B1	*	4/2002	Richards et al.	455/90.1
D459,322 S	*	6/2002	Hyun	D14/138
D463,386 S	*	9/2002	Chun et al.	D14/138
D466,877 S	*	12/2002	Hawkins et al.	D14/138
D467,912 S	*	12/2002	Lai et al.	D14/248

D469,070 S	*	1/2003	Lee	D14/138
D474,168 S	*	5/2003	Wang et al.	D14/138
D475,986 S	*	6/2003	Ng et al.	D14/138
D478,882 S	*	8/2003	Peng et al.	D14/138
D481,697 S	*	11/2003	Rausch et al.	D14/138
D487,734 S	*	3/2004	Peng et al.	D14/138
D487,886 S	*	3/2004	Ho-Cheun et al.	D14/138
D488,790 S	*	4/2004	Peng et al.	D14/138
D490,792 S	*	6/2004	Lee	D14/138
2001/0019946 A1	*	9/2001	Okuda	455/90

* cited by examiner

Primary Examiner—Jeffrey Asch

(74) *Attorney, Agent, or Firm*—Thomas, Kayden, Horstemeyer & Risley

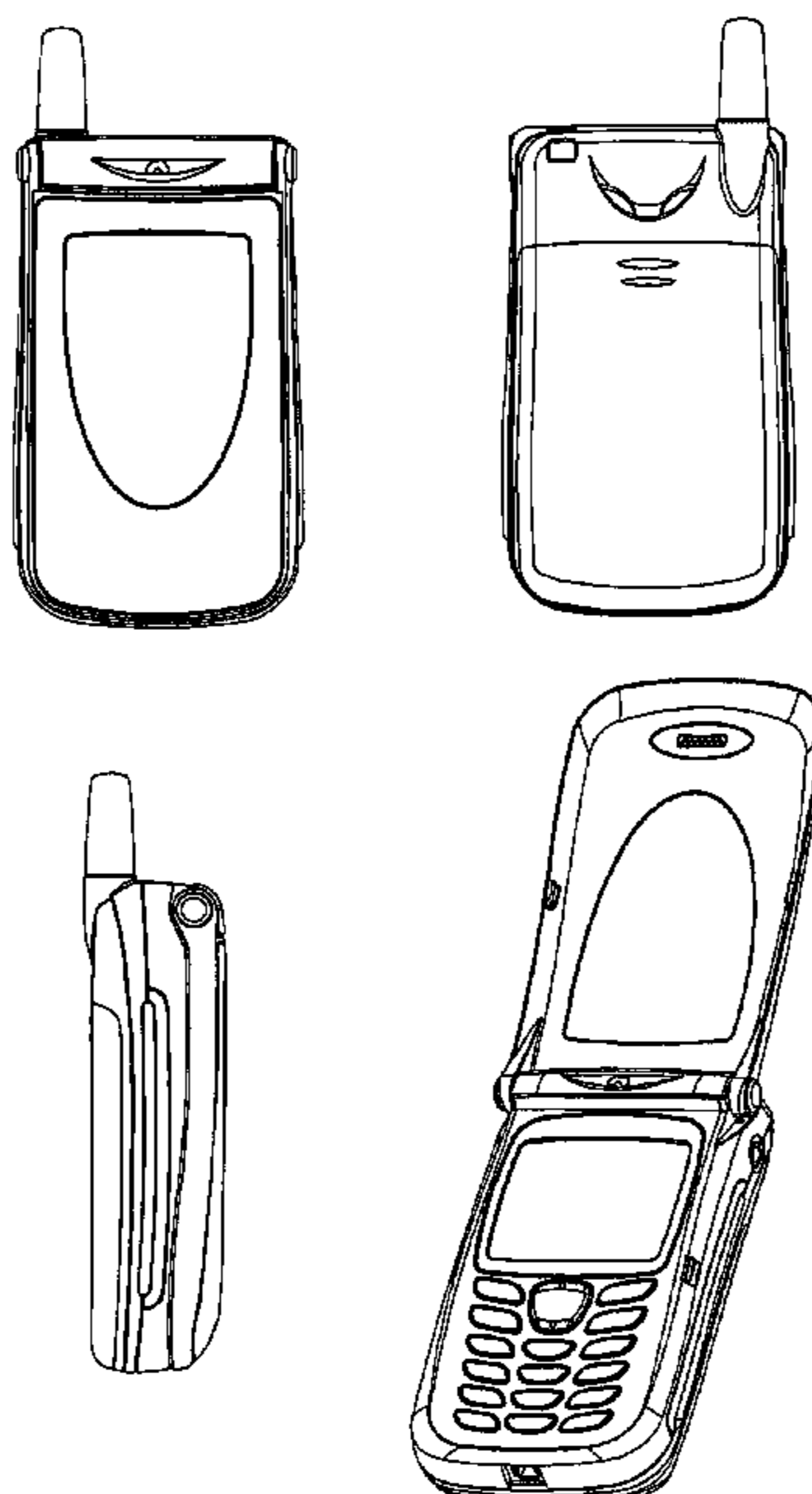
(57) **CLAIM**

The ornamental design for a cellular phone, as shown and described.

DESCRIPTION

FIG. 1 is a front elevational view of a cellular phone showing our new design with the lid in a closed position; FIG. 2 is a rear elevational view thereof; FIG. 3 is a left side elevational view thereof; FIG. 4 is a right side elevational view thereof; FIG. 5 is a top plan view thereof; FIG. 6 is a bottom plan view thereof; FIG. 7 is a front, side perspective view thereof; FIG. 8 is a front elevational view of a cellular phone showing our new design with the lid in an open position; FIG. 9 is a rear elevational view thereof; FIG. 10 is a left side elevational view thereof; FIG. 11 is a right side elevational view thereof; FIG. 12 is a top plan view thereof; FIG. 13 is a bottom plan view thereof; and, FIG. 14 is a front side perspective view thereof.

1 Claim, 8 Drawing Sheets






Fig. 1

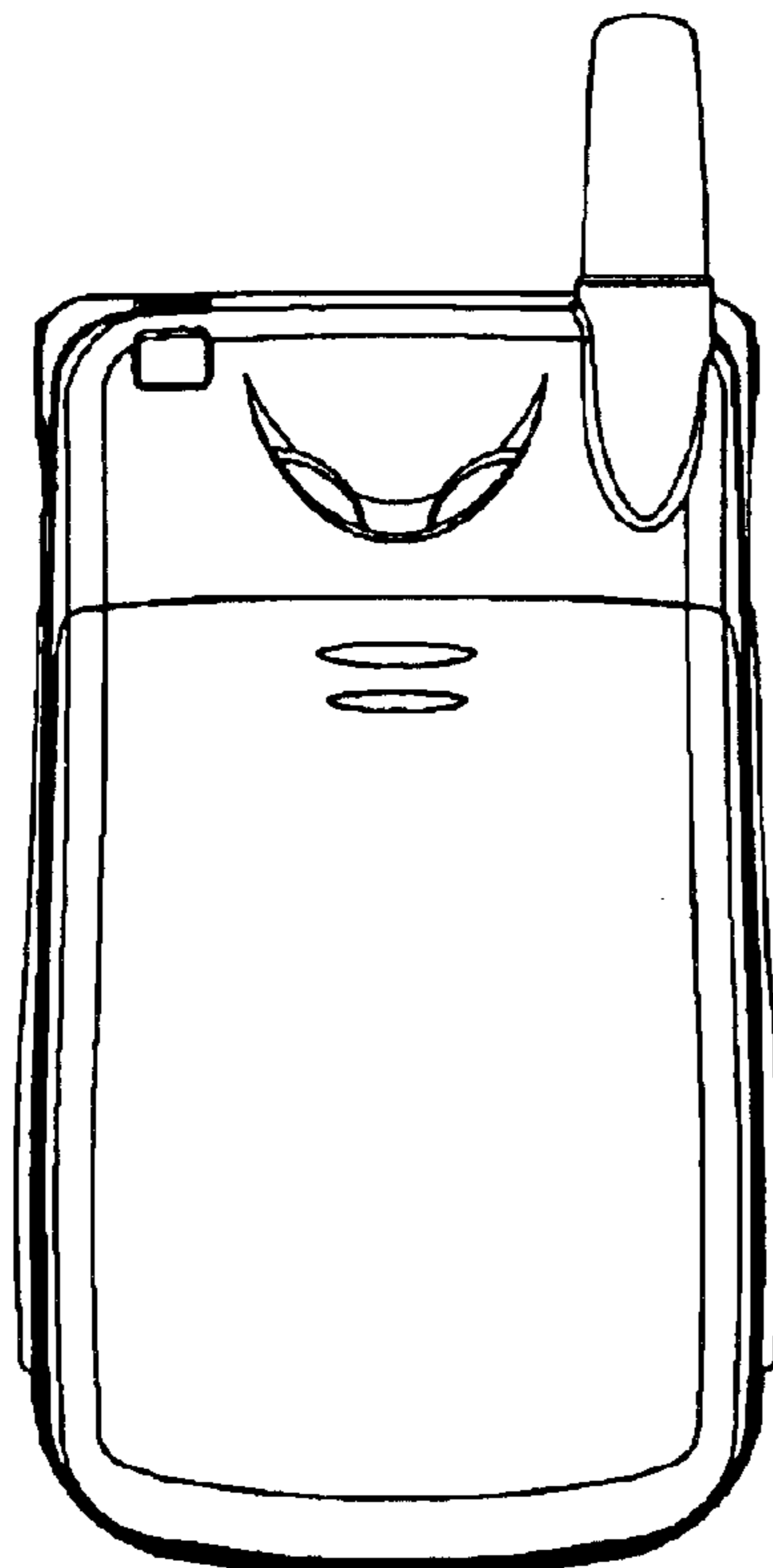


Fig. 2




Fig. 3




Fig. 4




Fig. 5




Fig. 6




Fig. 7

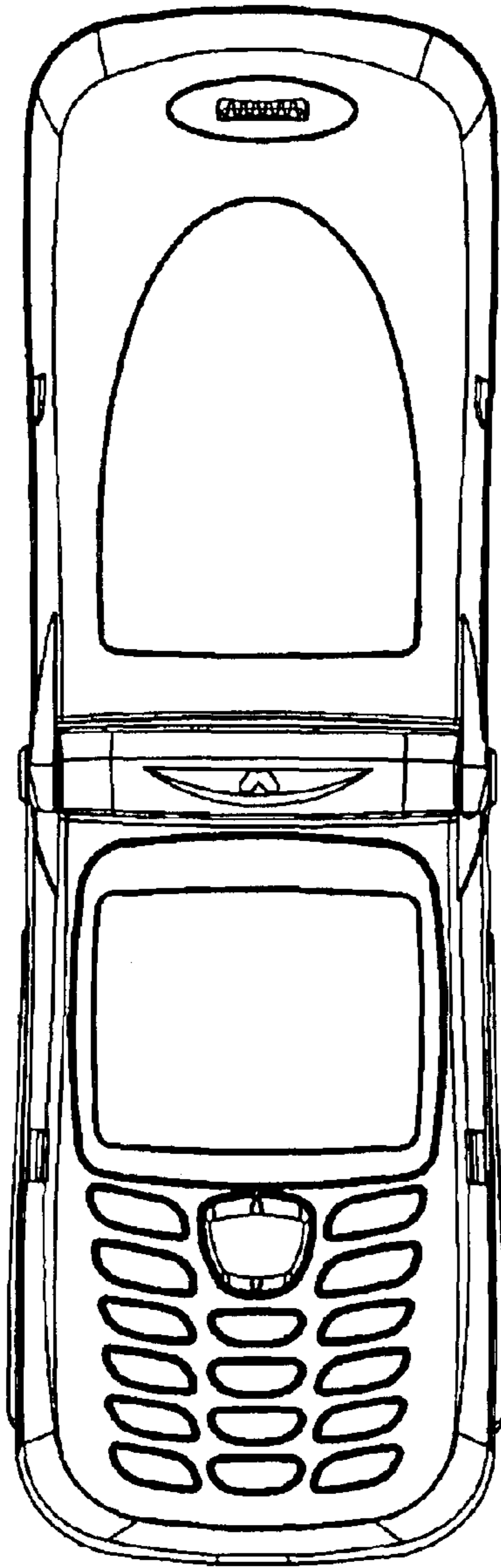


Fig. 8

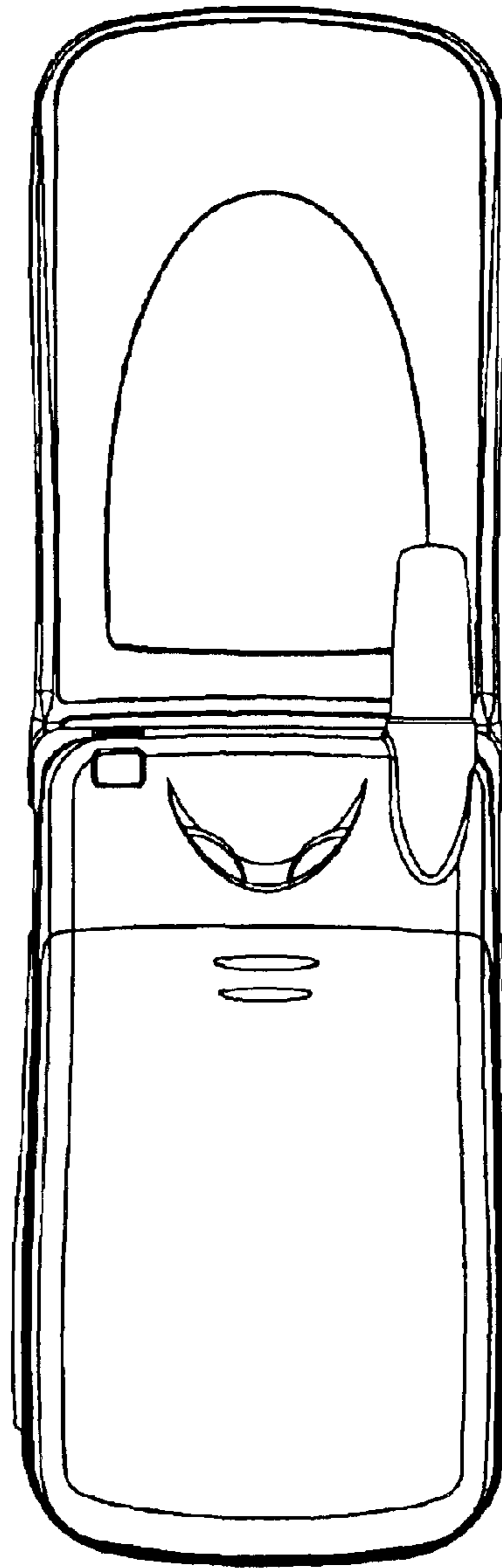


Fig. 9

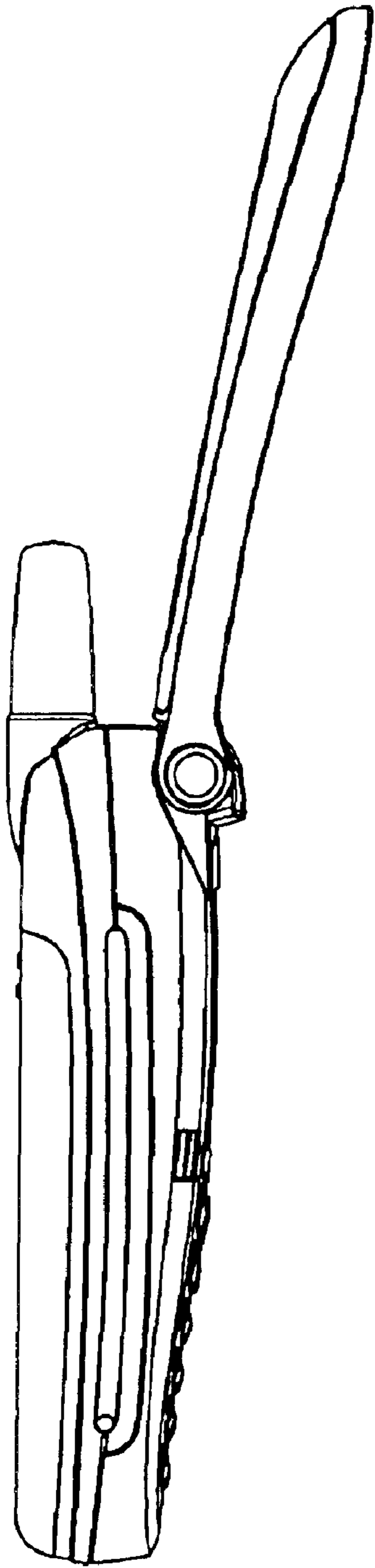


Fig. 10

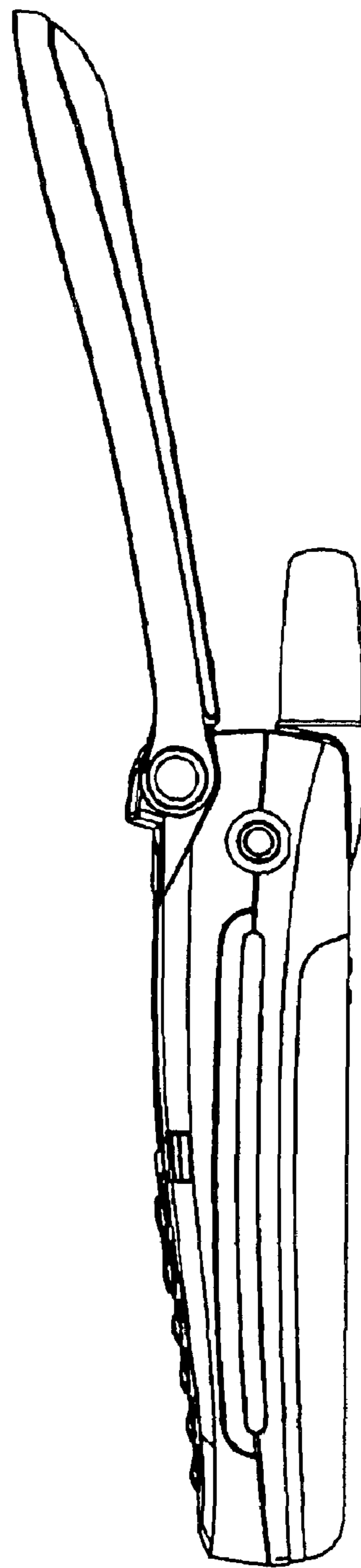


Fig. 11

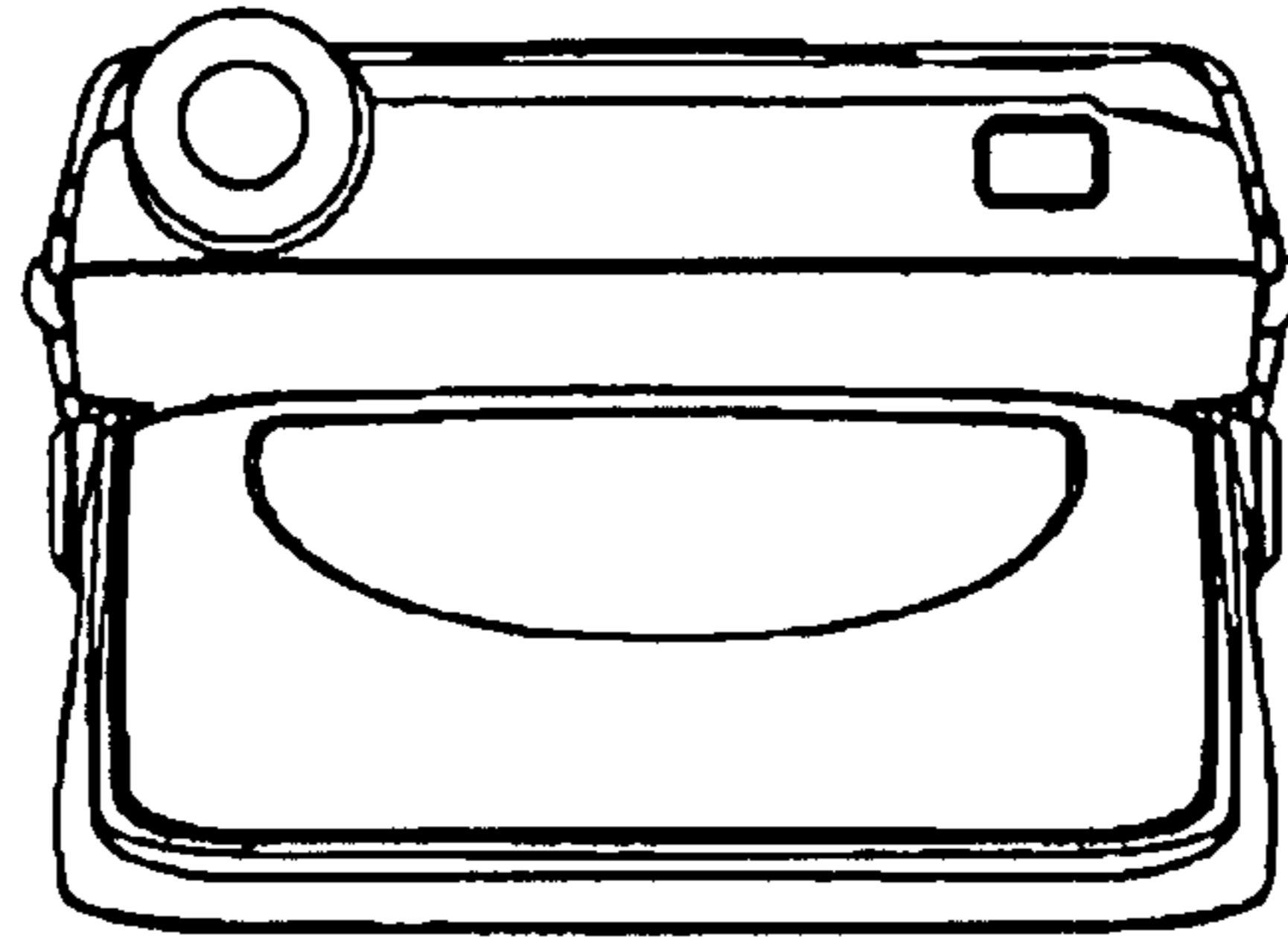


Fig. 12




Fig. 13

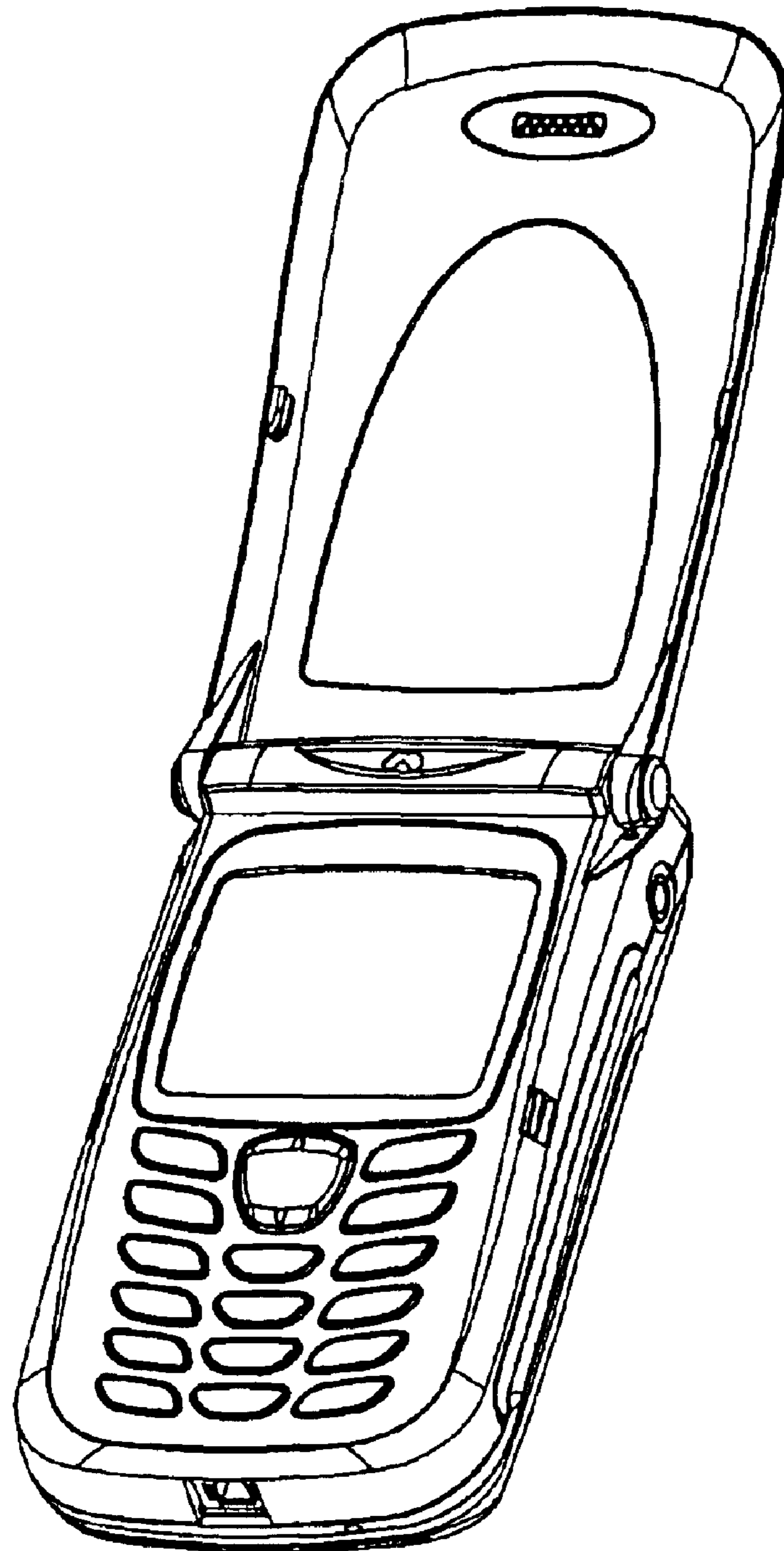


Fig. 14