



US00D497875S1

(12) **United States Design Patent**
Le et al.

(10) **Patent No.:** **US D497,875 S**
(45) **Date of Patent:** **** Nov. 2, 2004**

(54) **TIRE TREAD**

Hankook Zovac HPW 401 Tire, 2002 Tread Design Guide, Jan. 2002, p. 37. 2/3.*

(75) Inventors: **Phuoc Thuan Le**, Attert (BE); **Franck Jean-Louis Bouffay**, Luxembourg (LU); **Jean-Claude Alie**, Bastogne (BE); **Jacques Collette**, Bastogne (BE)

Michelin LTX M/S Tire, Michelin Commercial Light Truck Tire and Truck Tire Data Book, p. 4.*

* cited by examiner

(73) Assignee: **The Goodyear Tire & Rubber Company**, Akron, OH (US)

Primary Examiner—Robert M. Spear

(**) Term: **14 Years**

(74) *Attorney, Agent, or Firm*—David L. King; Richard B. O'Planick

(21) Appl. No.: **29/193,707**

(57) **CLAIM**

(22) Filed: **Nov. 13, 2003**

The ornamental Design for a tire tread, as shown and described.

(51) **LOC (7) Cl.** **12-15**

(52) **U.S. Cl.** **D12/594**

(58) **Field of Search** D12/544, 551, D12/553, 555, 559, 562, 564-565, 579, 586, 588, 590, 594-595, 598, 600, 601, 900; 152/209.1, 209.12, 209.18, 209.25

DESCRIPTION

FIG. 1 is a perspective view of a tire tread showing our new design, it being understood that the pattern repeats uniformly throughout the circumference of the tread;

(56) **References Cited**

U.S. PATENT DOCUMENTS

D347,606 S	*	6/1994	Mehta	D12/600
D393,612 S	*	4/1998	Hino	D12/600
D420,953 S	*	2/2000	Poling	D12/600
D449,258 S	*	10/2001	Rayman	D12/579
D473,843 S	*	4/2003	Le et al.	D12/600

FIG. 2 is a front elevational view thereof;

FIG. 3 is a right side elevational view thereof; the opposite side elevational view being identical thereto; and,

FIG. 4 is an enlarged fragmentary front elevational view thereof.

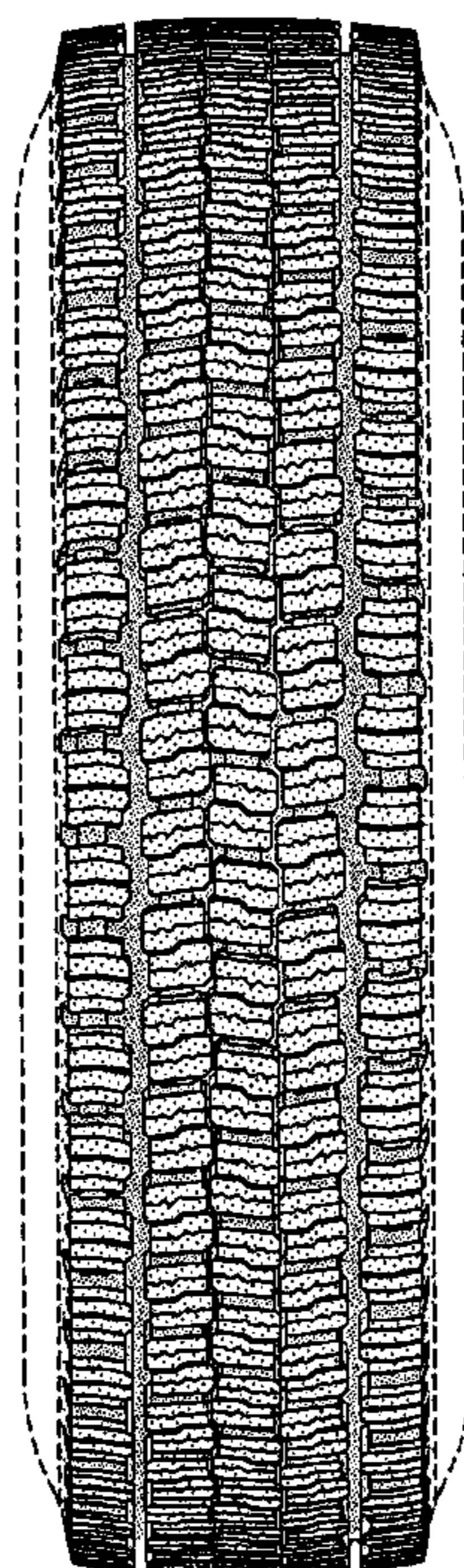
OTHER PUBLICATIONS

Dunlop Graspic DS-1 Tire, 2002 Tread Design Guide, Jan. 2002, p. 27. 2/5.*

GT Radial Champiro S Tire, 2002 Tread Design Guide, Jan. 2002, p. 35. 2/2.*

In the drawings, the broken lines defining the sidewall, inner bead and the peripheral boundary between the tire tread and the sidewall are for illustrative purposes only and form no part of the claimed design.

1 Claim, 4 Drawing Sheets



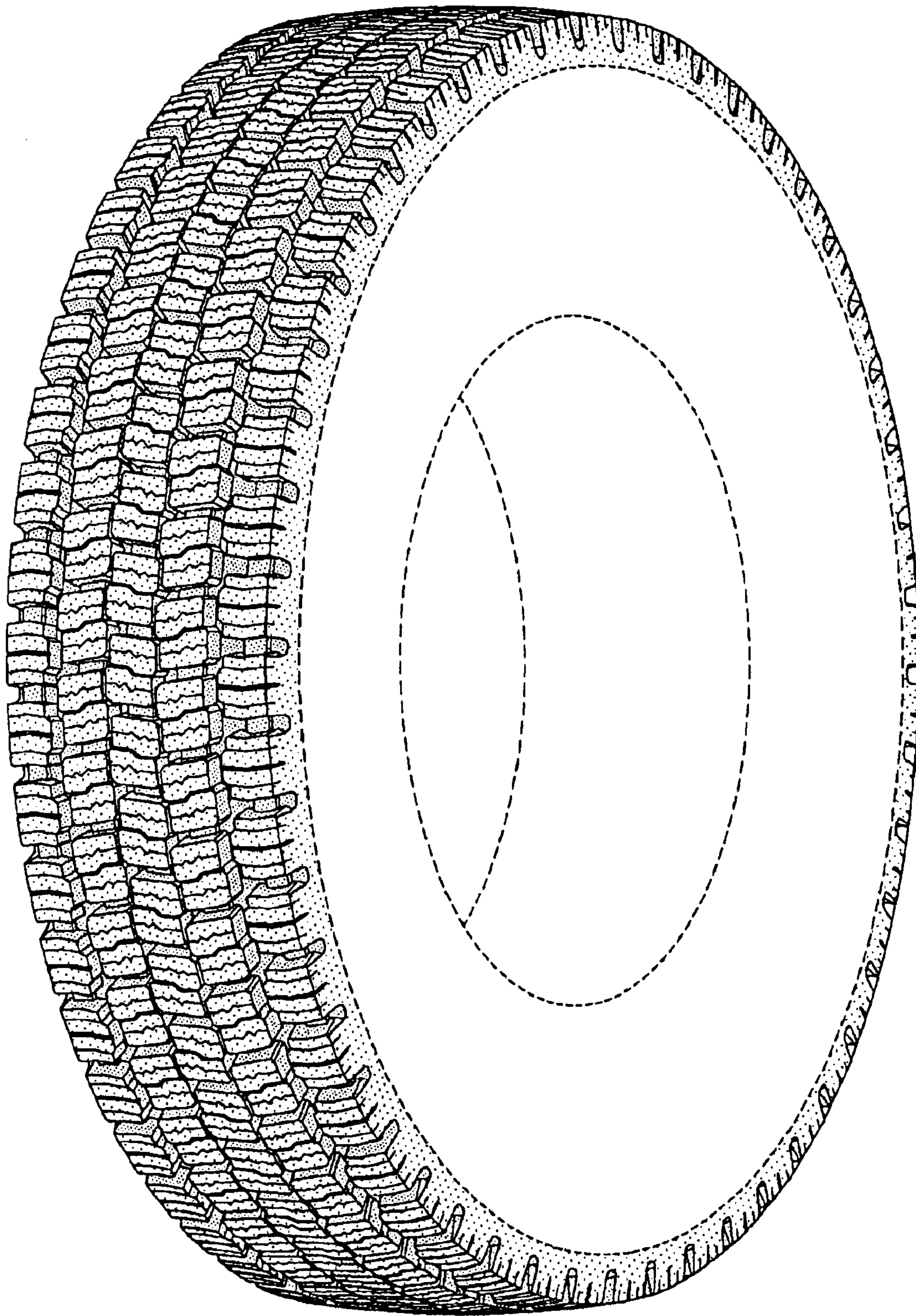


FIG-1

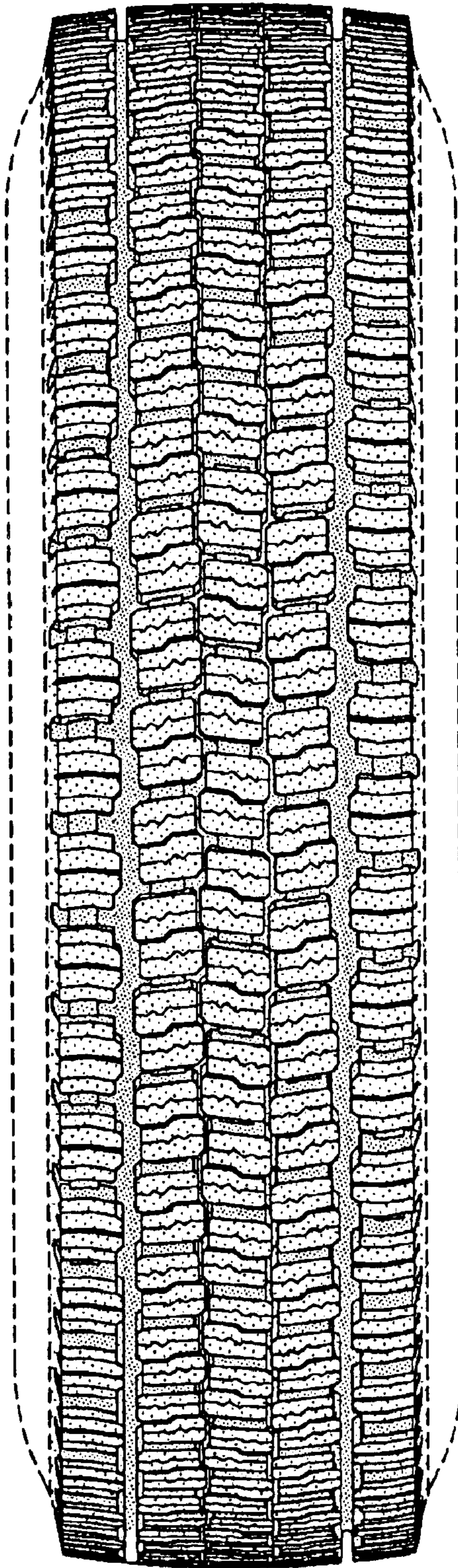


FIG-2

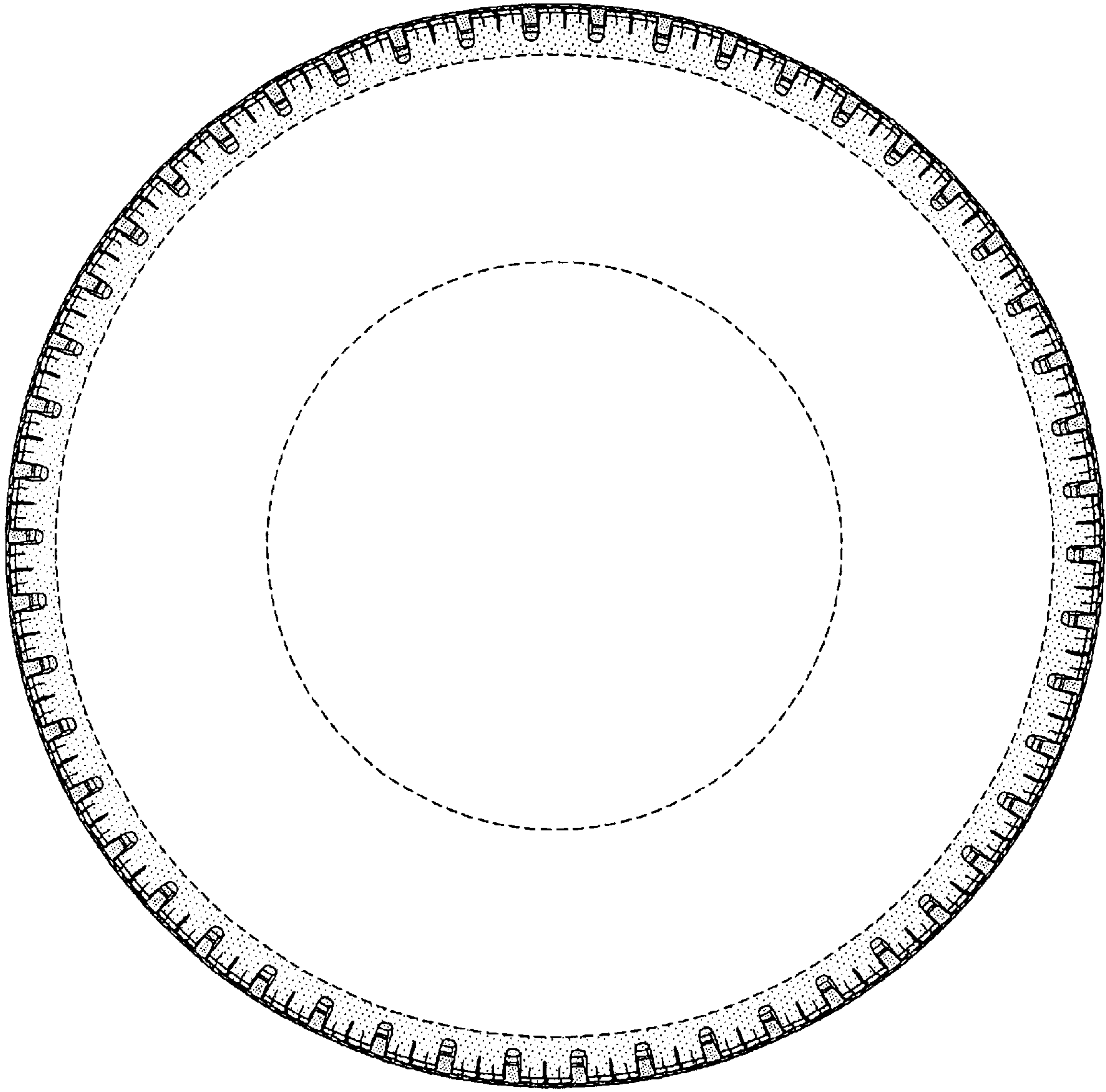


FIG-3

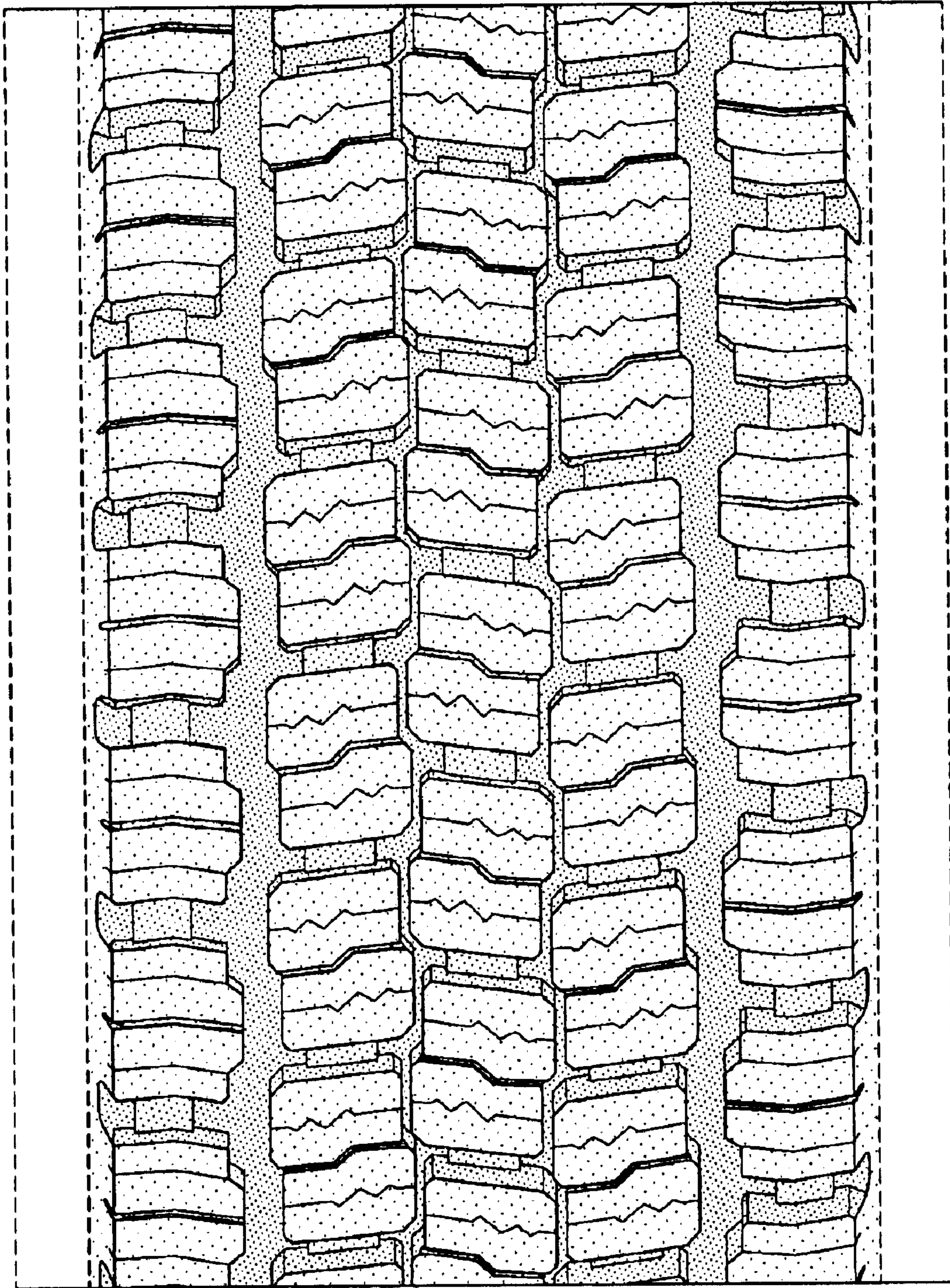


FIG-4