

US00D497872S1

(12) **United States Design Patent**  
**Bonner et al.**

(10) **Patent No.:** **US D497,872 S**  
(45) **Date of Patent:** **\*\* Nov. 2, 2004**

(54) **VEHICLE CANOPY**  
(75) Inventors: **Mark N. Bonner**, West Bloomfield, MI (US); **David R. Hardy**, Hephzibah, GA (US); **Gary D. Johnson**, Martinez, GA (US)

D330,350 S \* 10/1992 Maypole et al. .... D12/16  
D362,423 S \* 9/1995 Thomas, Jr. .... D12/401  
D394,637 S \* 5/1998 Camiano .... D12/401  
D431,018 S \* 9/2000 Maypole .... D12/401  
D435,509 S \* 12/2000 Hickman .... D12/401  
D444,762 S \* 7/2001 Werle et al. .... D12/401  
D453,727 S \* 2/2002 Shugar et al. .... D12/401

(73) Assignee: **Club Car, Inc.**, Augusta, GA (US)

\* cited by examiner

(\*\*) Term: **14 Years**

*Primary Examiner*—Stacia Cadmus

(21) Appl. No.: **29/175,018**

(74) *Attorney, Agent, or Firm*—Michael Best & Friedrich LLP

(22) Filed: **Jan. 28, 2003**

(57) **CLAIM**

(51) **LOC (7) Cl.** ..... **12-16**

We claim the ornamental design for a vehicle canopy, as shown and described.

(52) **U.S. Cl.** ..... **D12/401**

(58) **Field of Search** ..... D12/401, 16, 403-404;  
D25/56; 296/100.15-100.16, 145, 79-80,  
210, 216.1, 78.1; 280/DIG. 5-6

**DESCRIPTION**

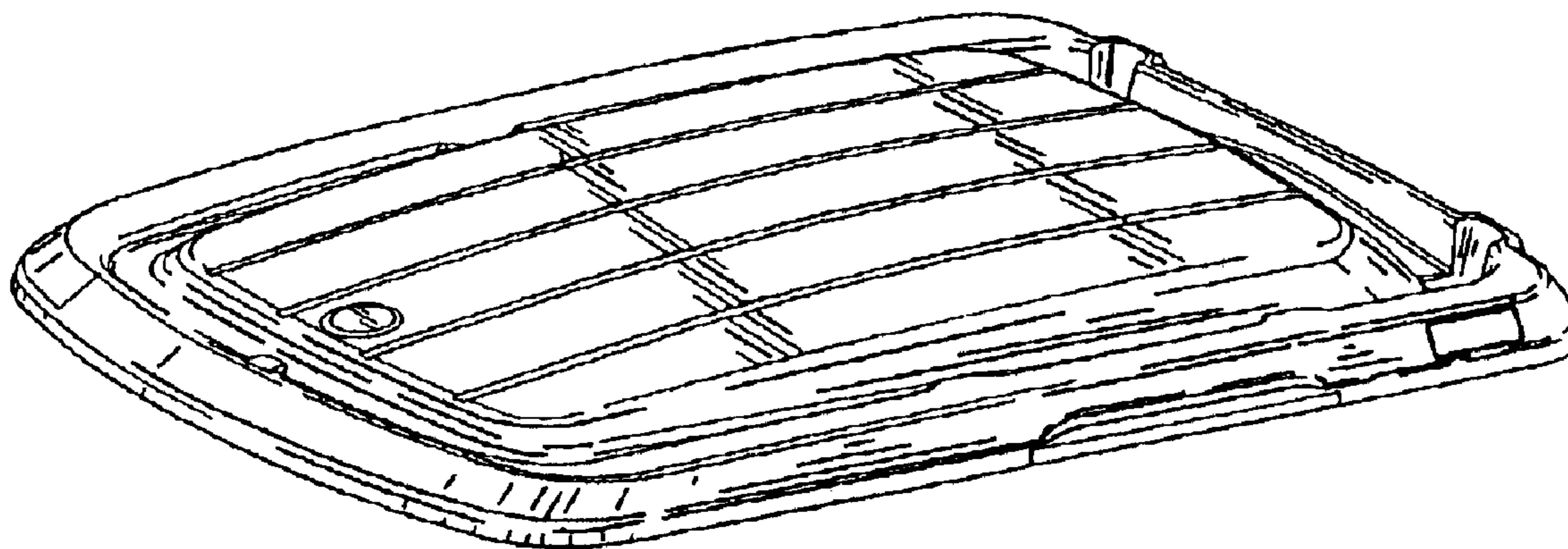
(56) **References Cited**

FIG. 1 is a perspective view of a vehicle canopy showing our new design;  
FIG. 2 is a front elevational view thereof;  
FIG. 3 is a rear elevational view thereof;  
FIG. 4 is a left side elevational view thereof, which is a mirror image of the right side not shown;  
FIG. 5 is a top plan view thereof; and,  
FIG. 6 is a bottom plan view thereof.

**U.S. PATENT DOCUMENTS**

3,908,777 A \* 9/1975 Davidson ..... 280/DIG. 5  
D245,592 S \* 8/1977 Davidson ..... D12/16  
4,332,415 A \* 6/1982 Williams ..... 280/DIG. 5  
D269,007 S \* 5/1983 Rastegar ..... D12/401  
D319,203 S \* 8/1991 Tisten et al. .... D12/401  
5,094,500 A \* 3/1992 Maypole et al. .... 296/210

**1 Claim, 2 Drawing Sheets**



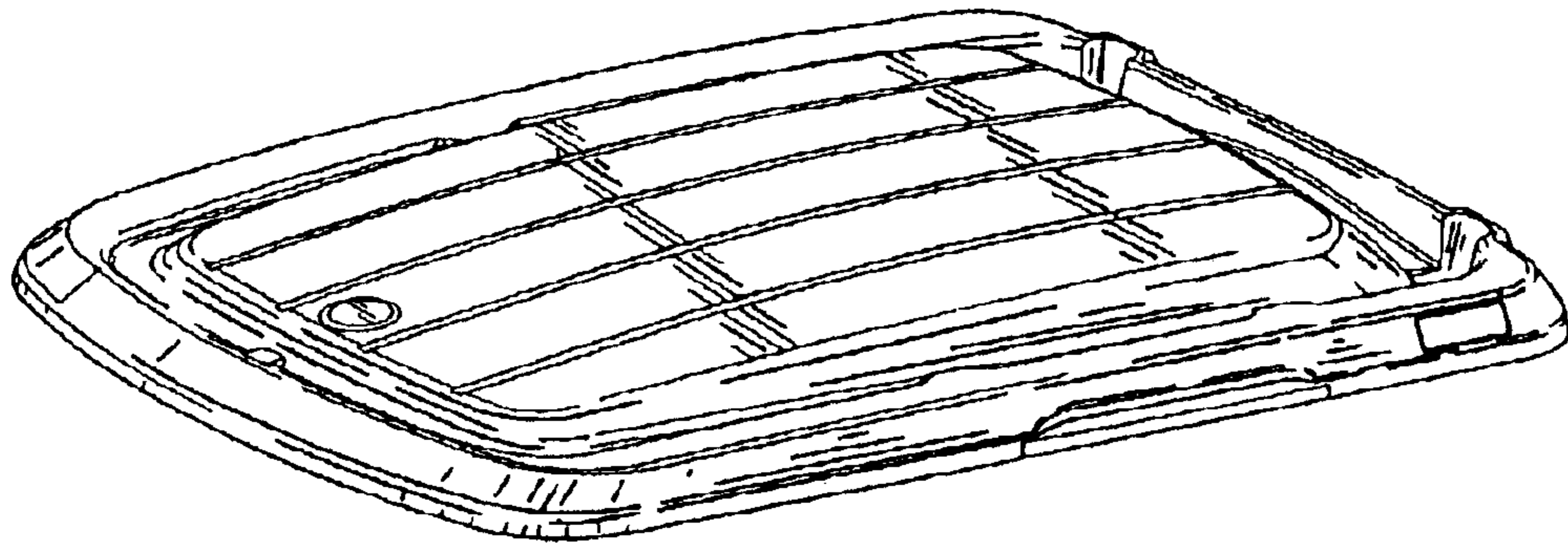


FIG. 1

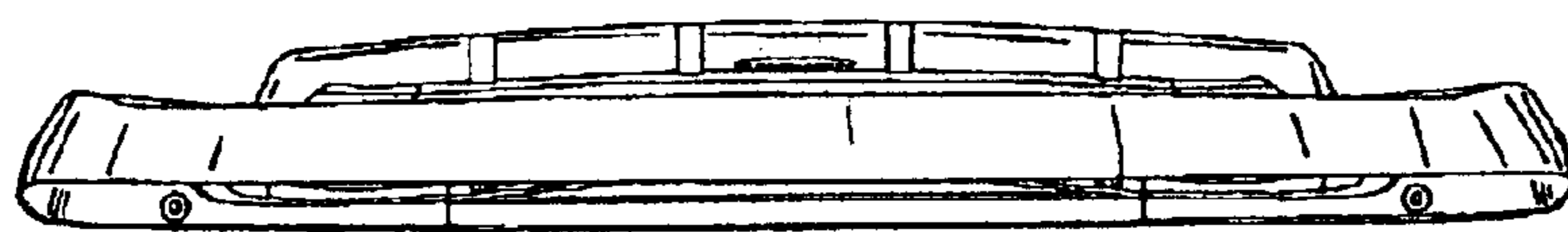


FIG. 2




FIG. 3




FIG. 4

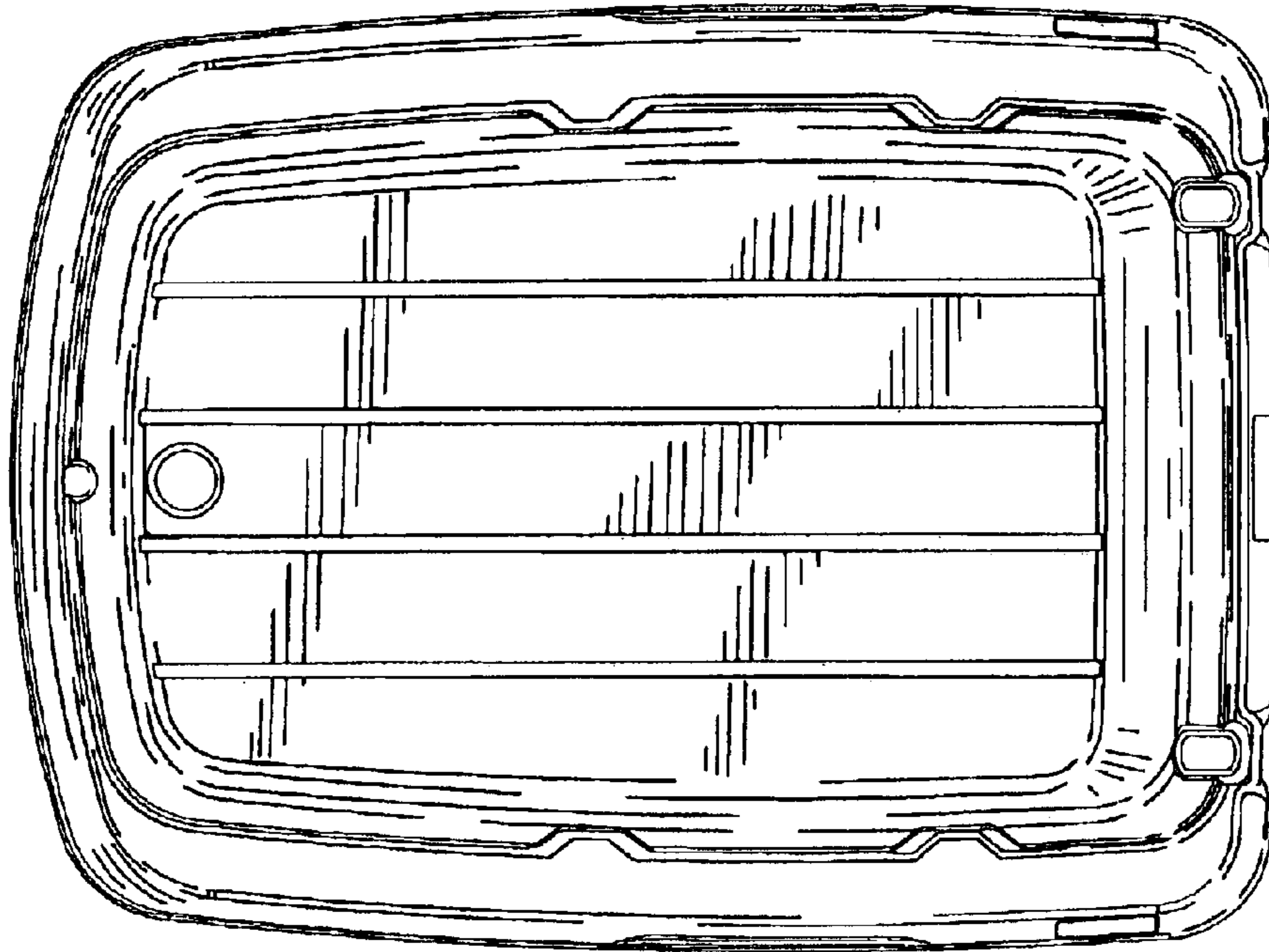


FIG. 5

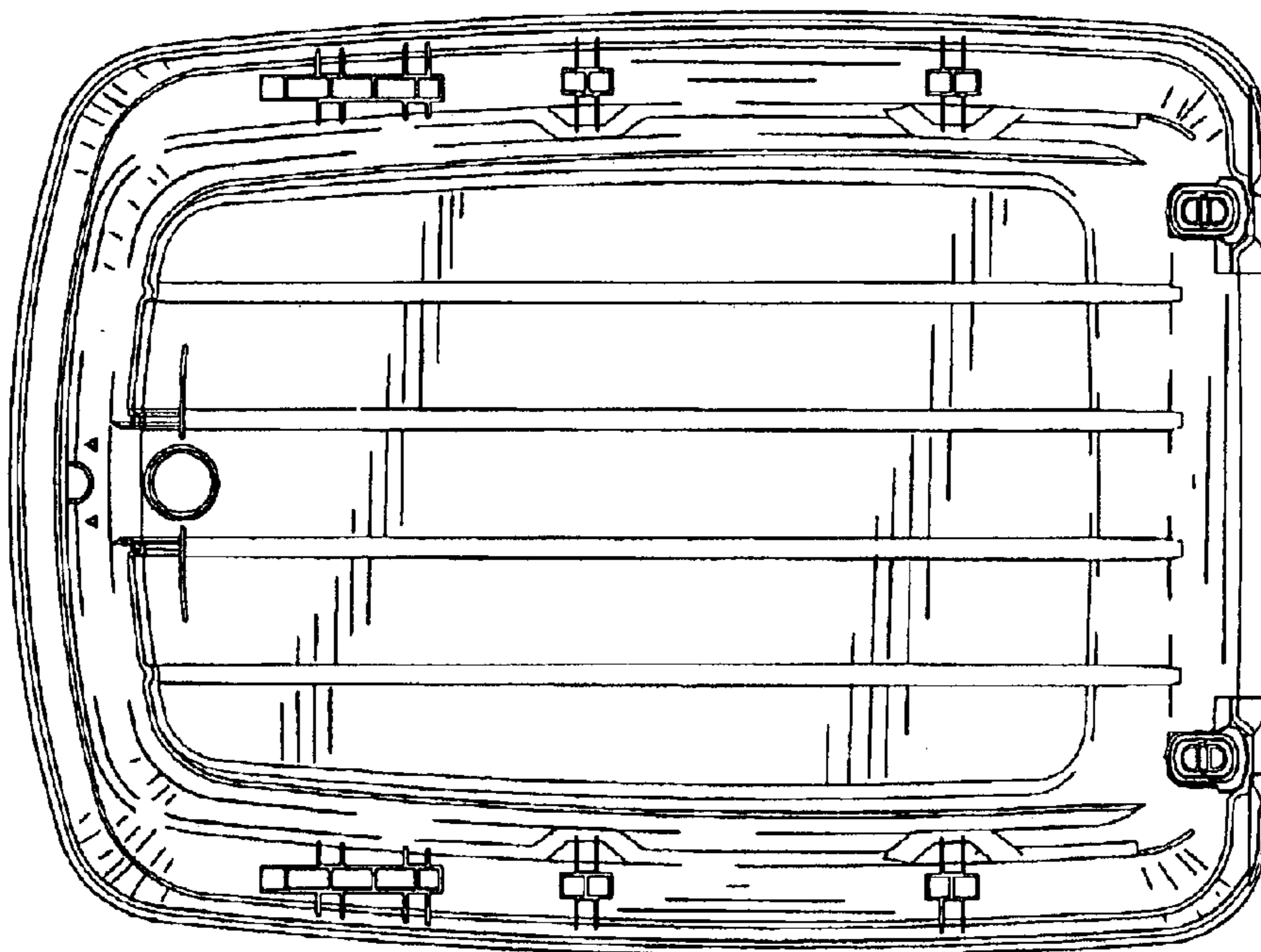


FIG. 6