



US00D497866S1

(12) **United States Design Patent**  
**Walbey, Jr.**

(10) **Patent No.:** **US D497,866 S**

(45) **Date of Patent:** **\*\* Nov. 2, 2004**

- (54) **VEHICLE-WHEEL FRONT FACE**
- (75) **Inventor:** **Gaylon G. Walbey, Jr., Livingston, TX (US)**
- (73) **Assignee:** **Mobile Hi-Tech Wheels, La Palma, CA (US)**
- (\*\*) **Term:** **14 Years**
- (21) **Appl. No.:** **29/204,419**
- (22) **Filed:** **Apr. 28, 2004**
- (51) **LOC (7) Cl.** ..... **12-16**
- (52) **U.S. Cl.** ..... **D12/209**
- (58) **Field of Search** ..... D12/204-213;  
301/37.101, 64.101, 65

- D458,887 S \* 6/2002 Kataoka ..... D12/209
- D475,337 S \* 6/2003 Kataoka ..... D12/209
- D477,264 S \* 7/2003 Marji ..... D12/209
- D486,437 S \* 2/2004 Hieke ..... D12/211
- D490,354 S \* 5/2004 Kataoka ..... D12/209

\* cited by examiner

*Primary Examiner*—Stacia Cadmus

(74) *Attorney, Agent, or Firm*—Christie, Parker & Hale, LLP

(57) **CLAIM**

The ornamental design for vehicle-wheel front face, as shown and described.

**DESCRIPTION**

FIG. 1 is a perspective view of a vehicle-wheel front face according to my new design;  
 FIG. 2 is a front elevational view thereof; and,  
 FIG. 3 is a side elevational view thereof.  
 Portions of the wheel depicted in broken lines are for illustrative purposes only, and form no part of the claimed design.

(56) **References Cited**

**U.S. PATENT DOCUMENTS**

- D258,503 S \* 3/1981 Semple ..... D12/211
- D392,611 S \* 3/1998 Echazabal et al. .... D12/211
- D451,463 S \* 12/2001 Murkett et al. .... D12/209
- D456,333 S \* 4/2002 Pollmann ..... D12/211

**1 Claim, 3 Drawing Sheets**




FIG. 1

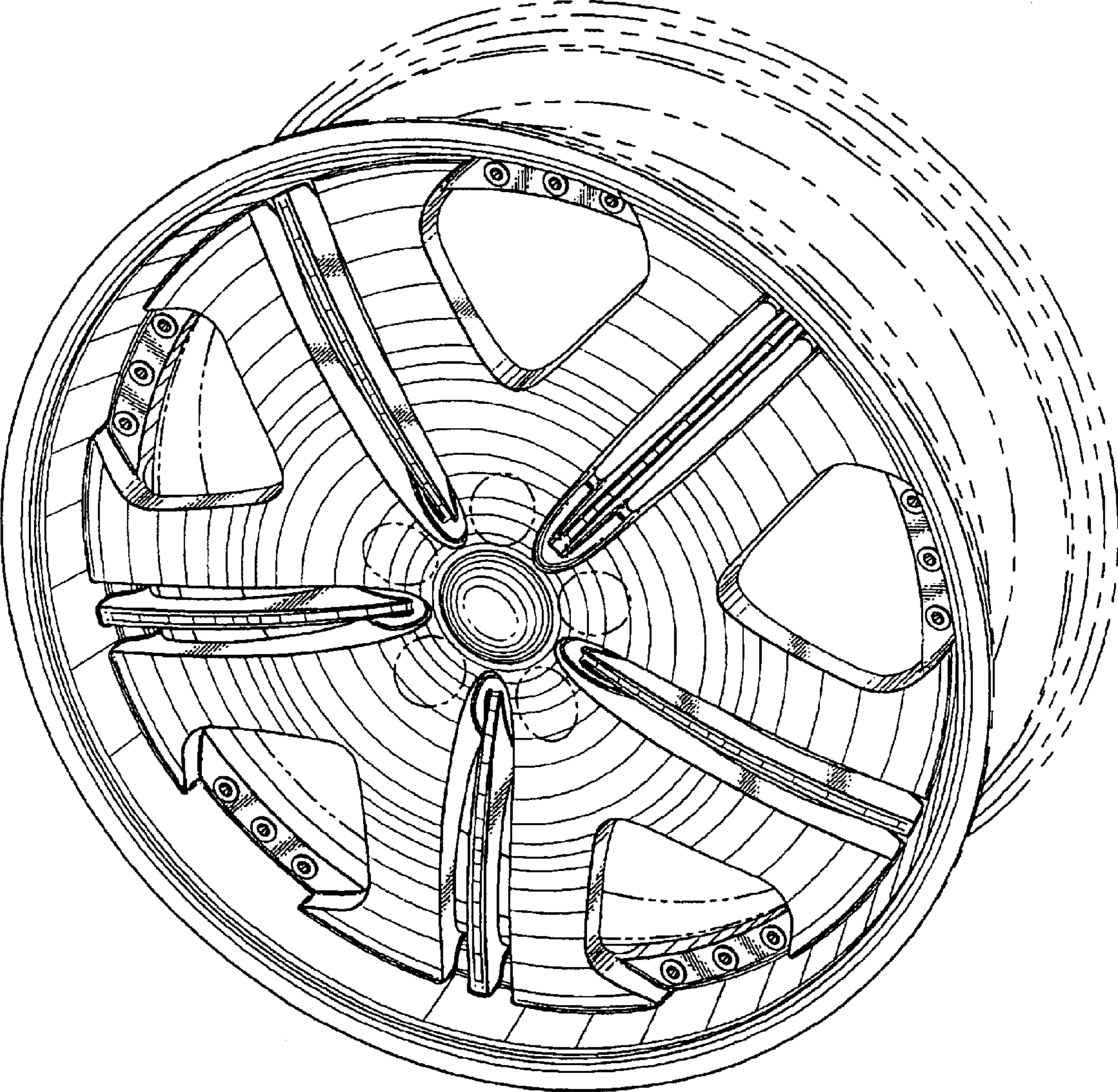



FIG. 2



*FIG. 3*

