

US00D497852S1

(12) **United States Design Patent**
Newton

(10) **Patent No.:** **US D497,852 S**
(45) **Date of Patent:** **** Nov. 2, 2004**

(54) **REAR FASCIA BUMPER**
(75) **Inventor:** **Raymond J. Newton**, Westminster, CA
(US)
(73) **Assignee:** **Pteazer Corporation**, Westminster, CA
(US)

D450,284 S 11/2001 Caroselli
D452,668 S 1/2002 Yokomaku
D452,669 S * 1/2002 Yokomaku D12/169
D452,670 S * 1/2002 Ishii et al. D12/169
D469,390 S * 1/2003 Newton D12/169
D471,493 S * 3/2003 Newton D12/169

(**) **Term:** **14 Years**

(21) **Appl. No.:** **29/192,353**

(22) **Filed:** **Oct. 22, 2003**

(51) **LOC (7) Cl.** **12-16**
(52) **U.S. Cl.** **D12/169**
(58) **Field of Search** D12/169, 196,
D12/90-92; 296/180.1, 180.2; 293/102,
113, 115, 120

OTHER PUBLICATIONS

Brochure—*Chrysler 2001 PT Cruiser Accessories from Mopar*, © 2000 DaimlerChrysler Corporation.

* cited by examiner

Primary Examiner—Melody N. Brown

(74) *Attorney, Agent, or Firm*—Orrick, Herrington & Sutcliffe, LLP

(57) **CLAIM**

The ornamental design for a rear fascia bumper, substantially as shown and described.

(56) **References Cited**


U.S. PATENT DOCUMENTS

D394,420 S 5/1998 Forbes-Robinson
D406,551 S 3/1999 Nesbitt et al.
D412,299 S 7/1999 Shikado
D413,081 S 8/1999 Nesbitt et al.
D426,799 S 6/2000 Funk
D427,553 S 7/2000 Pfeiffer
D427,955 S * 7/2000 Sacco et al. D12/169
D430,065 S 8/2000 Carlson
D430,821 S 9/2000 Carlson et al.
D440,191 S * 4/2001 Pfeiffer D12/169
D447,725 S 9/2001 Hatter
D447,726 S 9/2001 Okano

DESCRIPTION

FIG. 1 is a perspective view of a rear fascia bumper showing the new design, it being understood that the vehicle shown fitted with the bumper is for illustrative purposes only and forms no part of the claimed design;
FIG. 2 is a front view of the new design thereof;
FIG. 3 is a back view thereof;
FIG. 4 is a bottom view thereof;
FIG. 5 is a top view thereof;
FIG. 6 is a right side view thereof; and,
FIG. 7 is a left side view thereof.

1 Claim, 2 Drawing Sheets






FIG. 1



FIG. 2




FIG. 3




FIG. 4




FIG. 5




FIG. 6




FIG. 7