

US00D497849S1

(12) **United States Design Patent**
Yanase

(10) **Patent No.:** **US D497,849 S**

(45) **Date of Patent:** **** Nov. 2, 2004**

(54) **RADIATOR GRILLE FOR AN AUTOMOBILE**

D491,117 S * 6/2004 Hayashi D12/163
D491,495 S * 6/2004 Metros et al. D12/163
D492,226 S * 6/2004 Kato D12/163

(75) **Inventor:** **Kiyoshi Yanase, Kanagawa (JP)**

(73) **Assignee:** **Nissan Motor Co., Ltd., Yokohama (JP)**

(**) **Term:** **14 Years**

(21) **Appl. No.:** **29/196,416**

(22) **Filed:** **Dec. 30, 2003**

(30) **Foreign Application Priority Data**

Aug. 27, 2003 (JP) 2003-024859

(51) **LOC (7) Cl.** **12-16**

(52) **U.S. Cl.** **D12/163**

(58) **Field of Search** D12/163, 171,
D12/90-92, 216, 169, 196; 180/68.1, 68.6;
296/194

(56) **References Cited**

U.S. PATENT DOCUMENTS

D293,230 S * 12/1987 Kawaoka D12/163
D411,154 S * 6/1999 Bangle D12/163
D447,100 S * 8/2001 An D12/163
D452,837 S * 1/2002 Kitamura et al. D12/163
D480,996 S * 10/2003 Takei D12/163

* cited by examiner

Primary Examiner—Melody N. Brown

(74) *Attorney, Agent, or Firm*—Foley & Lardner LLP

(57) **CLAIM**

The ornamental design for a radiator grille for an automobile, as shown and described.

DESCRIPTION

FIG. 1 is a perspective view of a radiator grille for an automobile;

FIG. 2 is a front view thereof;

FIG. 3 is a rear view thereof;

FIG. 4 is a left side view thereof (the right side view is a mirror view of the left side view);

FIG. 5 is top plan view thereof; and,

FIG. 6 is a bottom view thereof.

The broken lines are for illustrative purpose only and form no part of the claimed design.

The broken lines consisting of long lines and dots “— - — - —” indicate the border line only between the claimed portion and disclaimed portion.

1 Claim, 2 Drawing Sheets

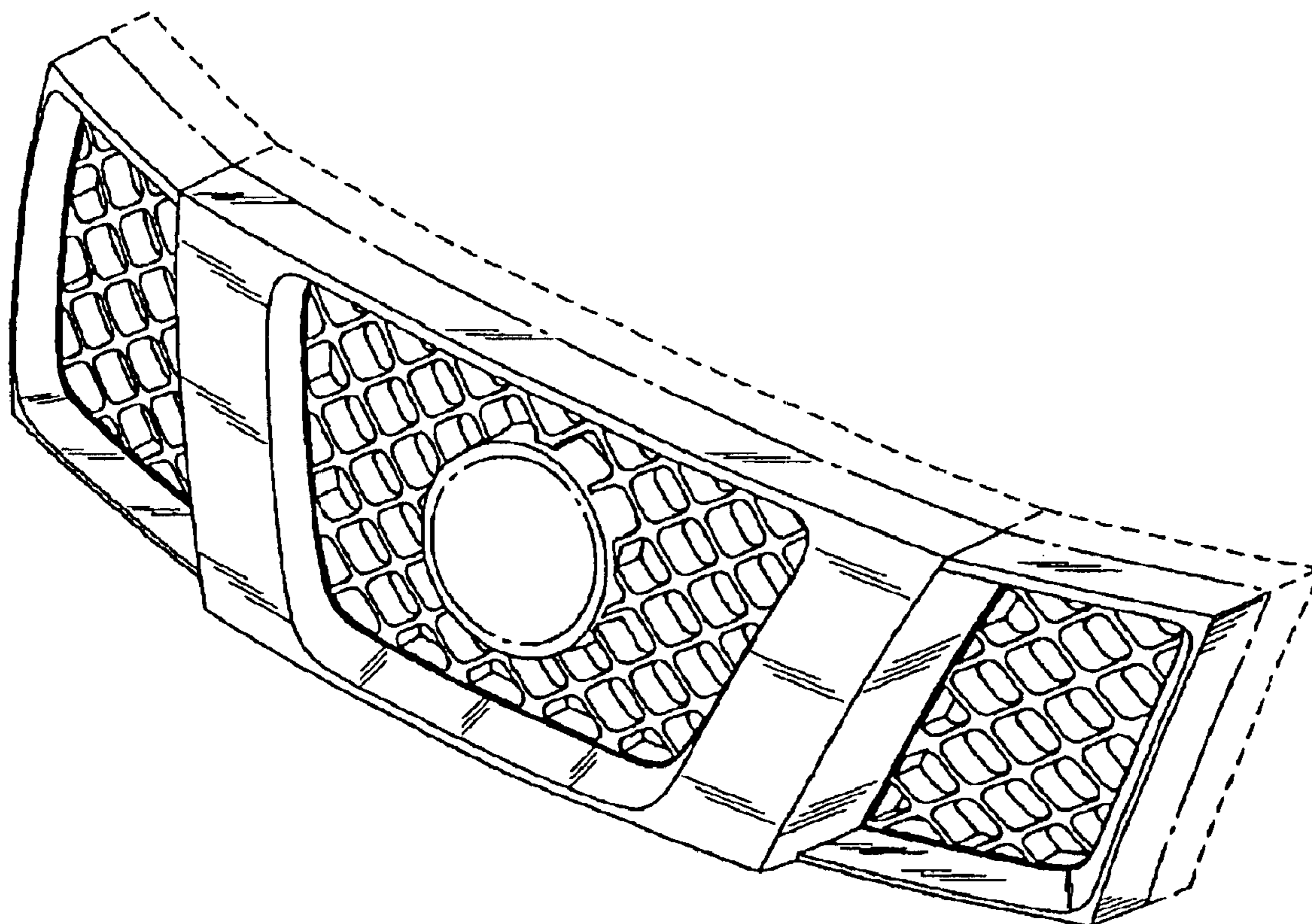


FIG.1

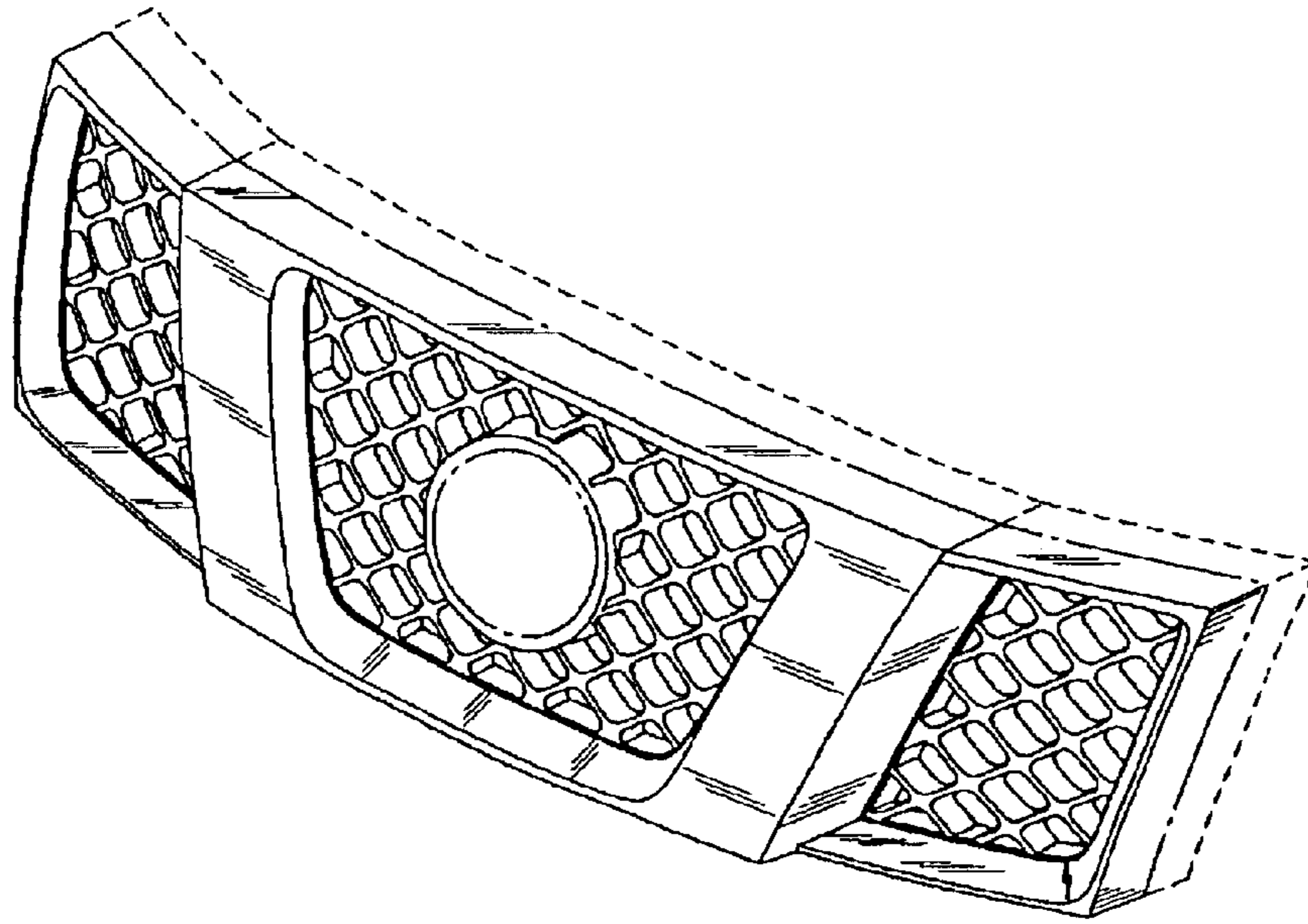


FIG.2




FIG.3

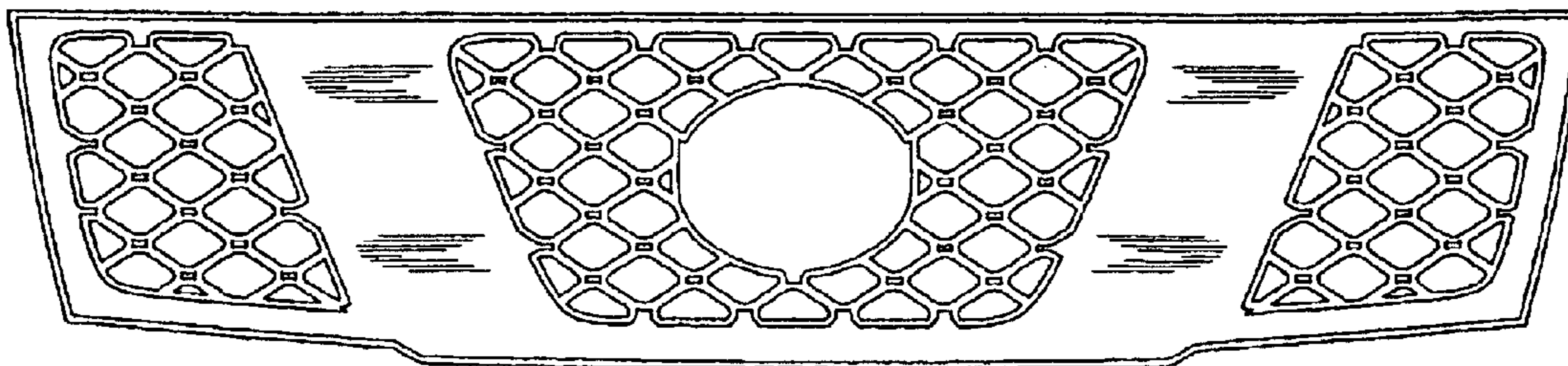


FIG.4

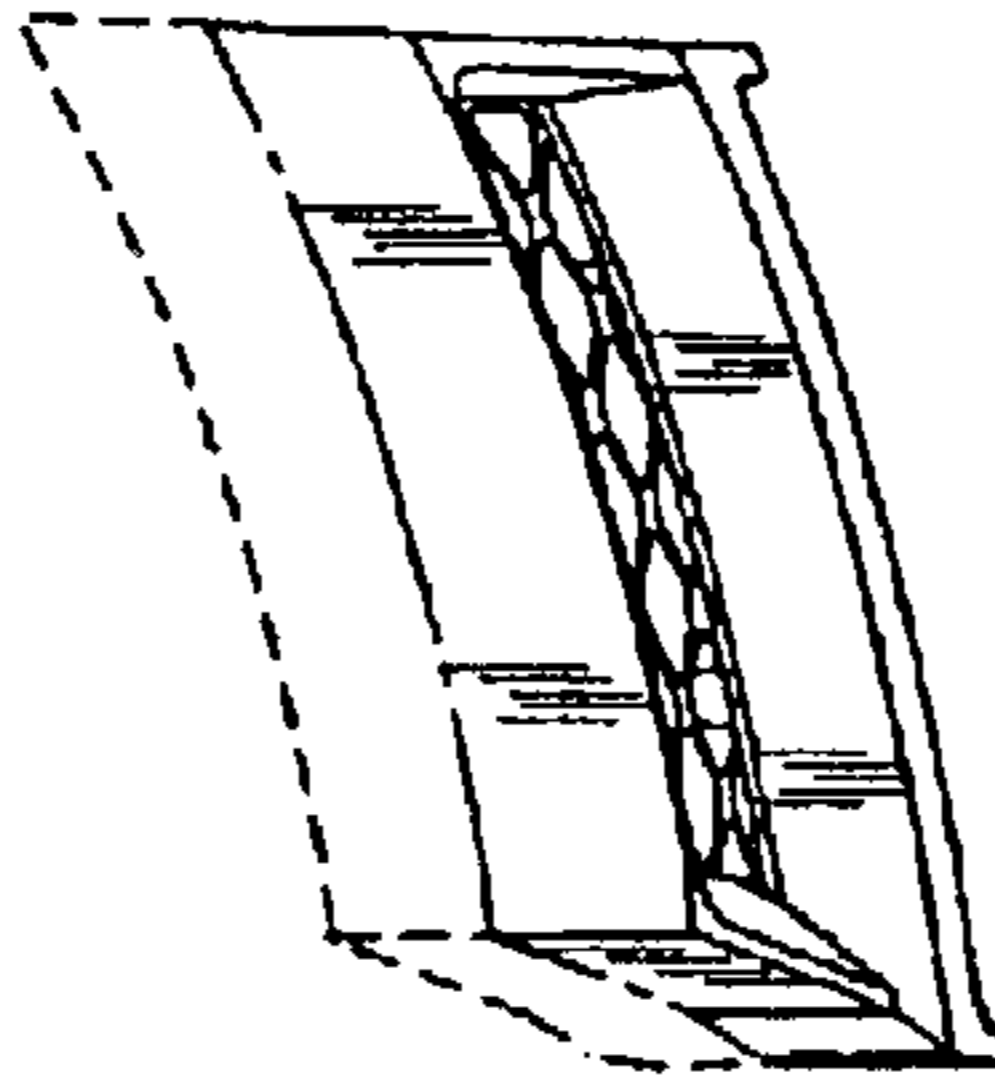


FIG.5

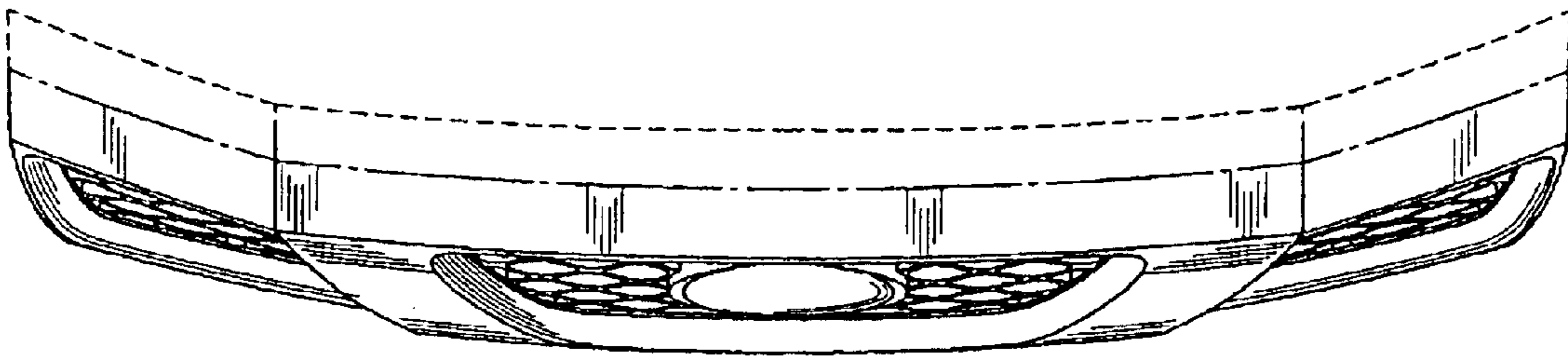


FIG.6

