

US00D497847S1

(12) **United States Design Patent**
Elwell et al.

(10) **Patent No.: US D497,847 S**

(45) **Date of Patent: ** Nov. 2, 2004**

(54) **SPIDER WEB GRILLE INSERT**

(75) Inventors: **James P. Elwell**, Ankeny, IA (US);
Jamie R. Bernardy, Ames, IA (US)

(73) Assignee: **Putco, Inc.**, Story City, IA (US)

(**) Term: **14 Years**

(21) Appl. No.: **29/188,103**

(22) Filed: **Aug. 13, 2003**

(51) **LOC (7) Cl.** **12-16**

(52) **U.S. Cl.** **D12/163**

(58) **Field of Search** D12/163, 171,
D12/90-92, 216, 169, 196; 180/68.1, 68.6;
296/194

(56) **References Cited**

U.S. PATENT DOCUMENTS

D195,196 S	*	5/1963	Milliken	D12/163
D425,834 S	*	5/2000	Sousamian	D12/163
D459,684 S	*	7/2002	Sakae	D12/163
D460,933 S	*	7/2002	Newton	D12/163
D464,011 S	*	10/2002	Cicansky	D12/216

D476,604 S	*	7/2003	Longfellow	D12/163
D478,856 S	*	8/2003	Cicansky	D12/216
D479,166 S	*	9/2003	Tanaka et al.	D12/163
D479,180 S	*	9/2003	Cicansky	D12/216
D480,667 S	*	10/2003	Price et al.	D12/163

* cited by examiner

Primary Examiner—Melody N. Brown

(74) *Attorney, Agent, or Firm*—McKee, Voorhees & Sease, P.L.C.

(57) **CLAIM**

The ornamental design for a spider web grille insert, as shown and described.

DESCRIPTION

FIG. 1 is a perspective view of the spider web grille insert showing our new design.

FIG. 2 is an end elevational view thereof, the opposite end is a mirror image of that shown.

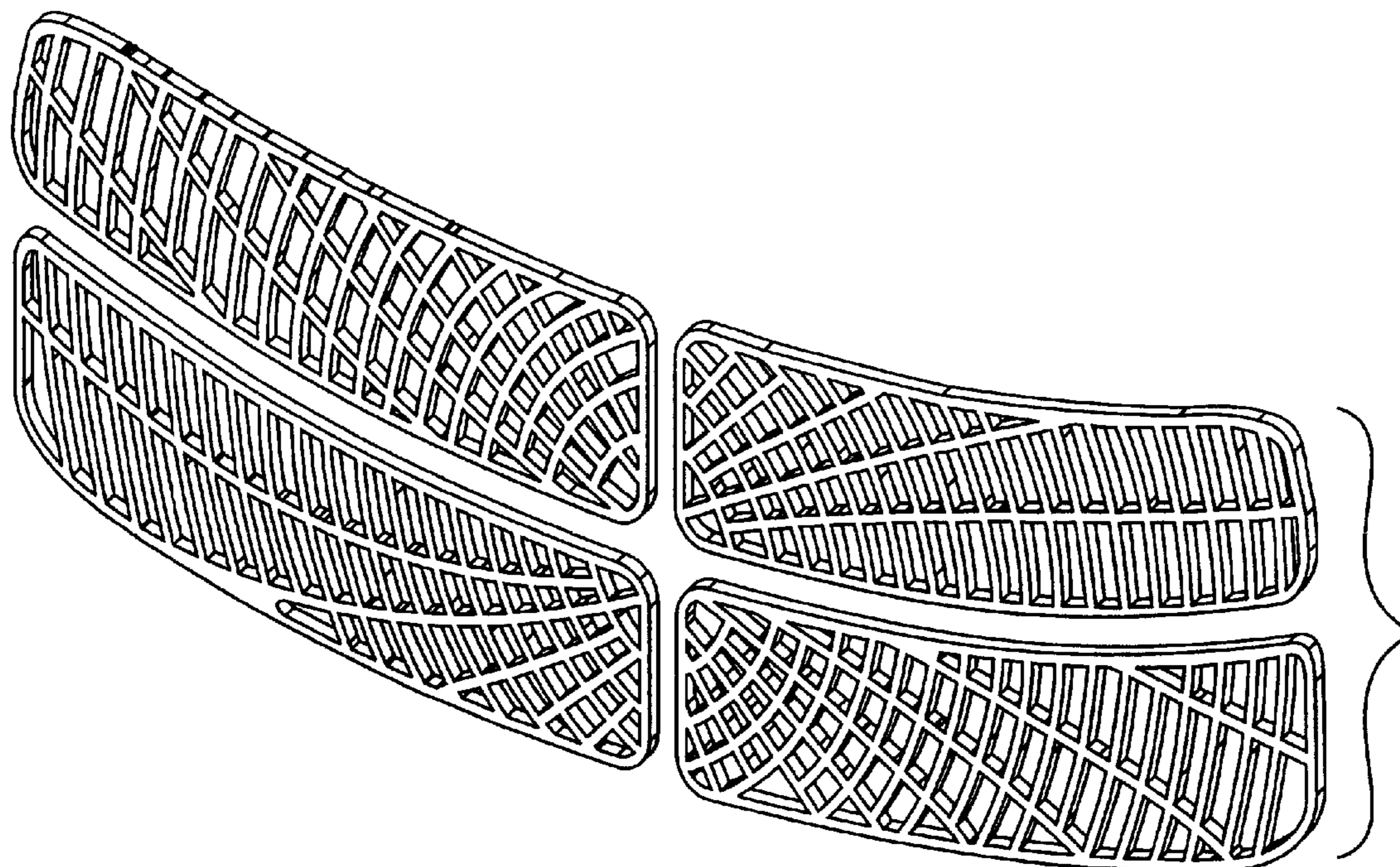
FIG. 3 is a top plan view thereof.

FIG. 4 is a bottom plan view thereof.

FIG. 5 is a front elevational view thereof; and,

FIG. 6 is a rear elevation view thereof.

1 Claim, 3 Drawing Sheets



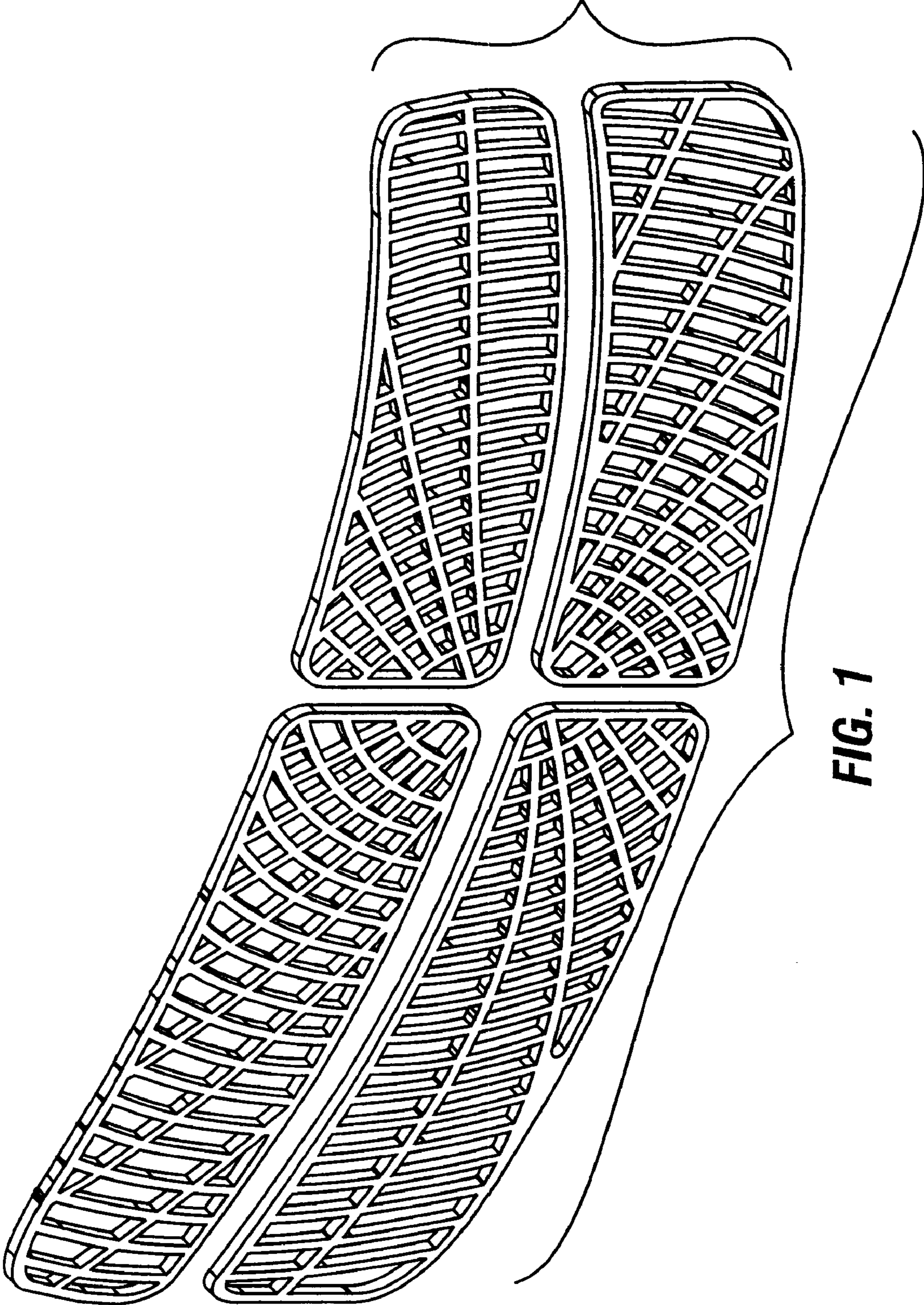


FIG. 1

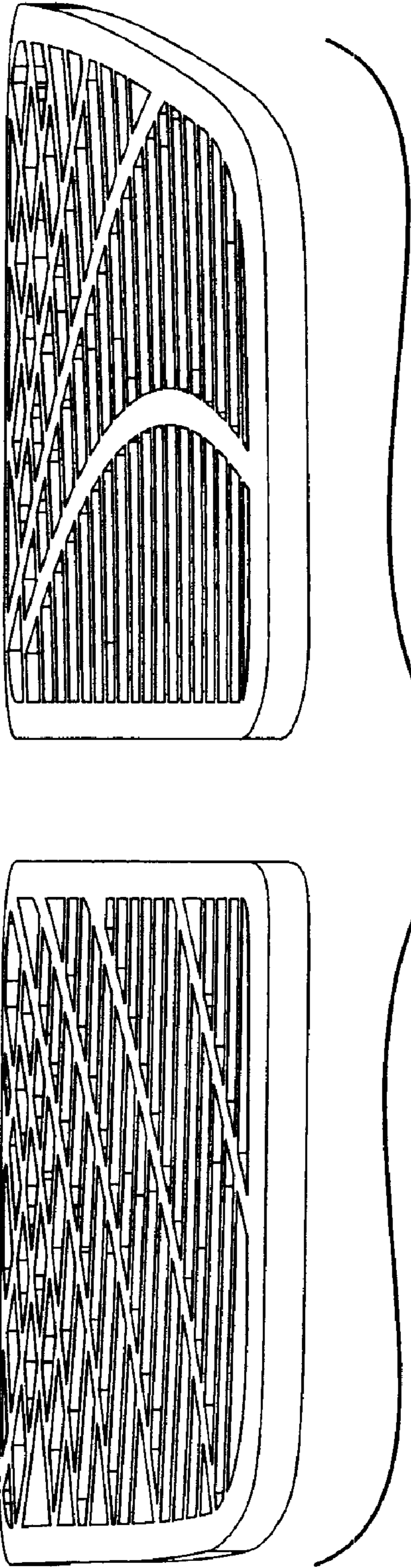


FIG. 2

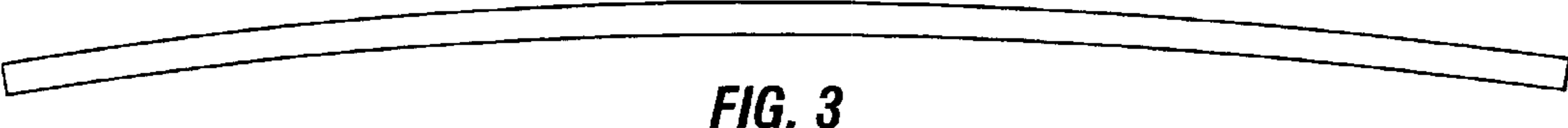


FIG. 3



FIG. 4

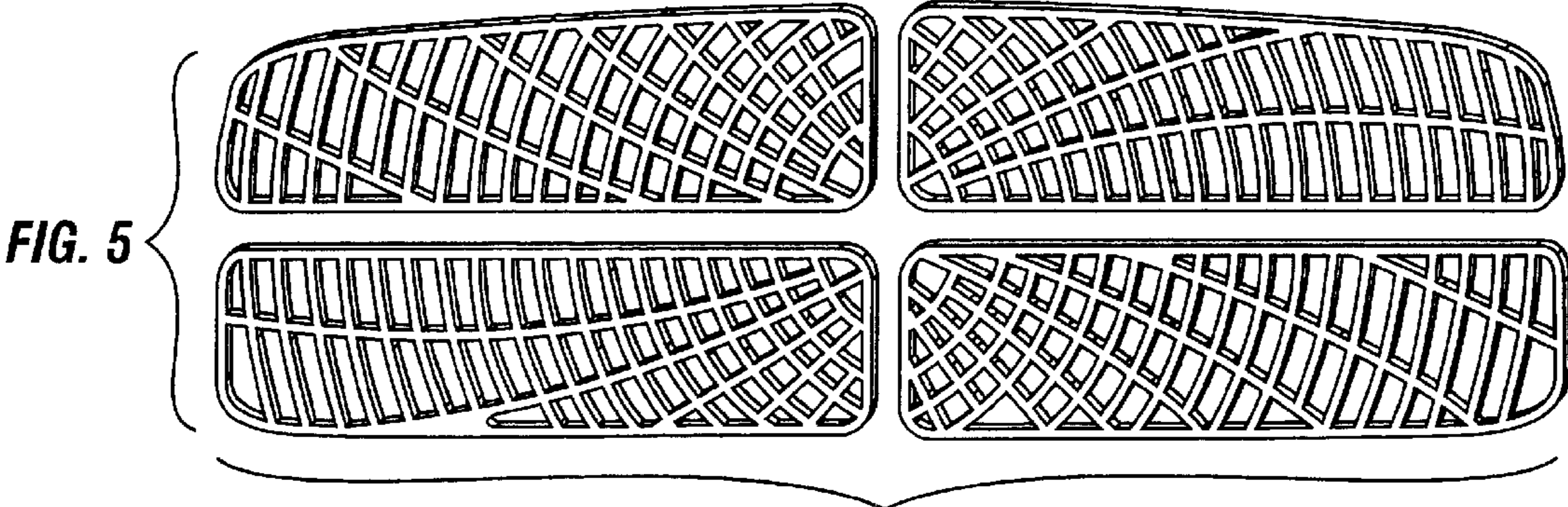


FIG. 5

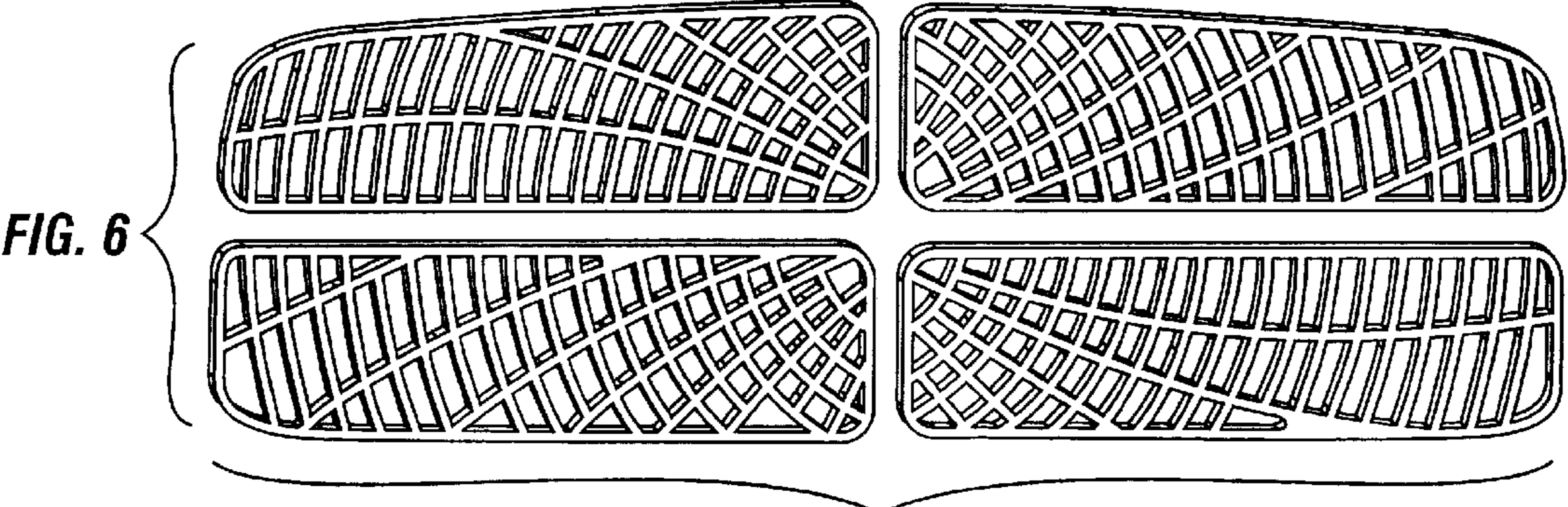


FIG. 6