

US00D497846S1

(12) **United States Design Patent** (10) **Patent No.:** **US D497,846 S**
LeBlanc et al. (45) **Date of Patent:** **** Nov. 2, 2004**

(54) **WALKER**

(76) Inventors: **Wayne LeBlanc**, 8805 Tanglewild Pl., River Ridge, LA (US) 70123; **Janiene LeBlanc**, 8805 Tanglewild Pl., River Ridge, LA (US) 70123

(**) **Term:** **14 Years**

(21) **Appl. No.:** **29/195,737**

(22) **Filed:** **Dec. 16, 2003**

(51) **LOC (7) Cl.** **12-99**

(52) **U.S. Cl.** **D12/130**

(58) **Field of Search** D12/128-133;
135/66, 67, 72, 74; 297/5, 6; 280/47.3,
87.051, 755

(56) **References Cited**

U.S. PATENT DOCUMENTS

5,788,504 A 8/1998 Rice et al.
D397,644 S * 9/1998 Douglass D12/130
5,848,594 A 12/1998 Matheson
D404,345 S * 1/1999 Donets D12/130
6,157,808 A 12/2000 Hollingsworth

D474,133 S * 5/2003 Cerelli D12/130
2002/0055866 A1 5/2002 Dewar
2003/0009742 A1 1/2003 Bass et al.
2003/0043266 A1 3/2003 Yoshikawa et al.
2003/0082508 A1 5/2003 Barney

FOREIGN PATENT DOCUMENTS

JP 2003-30406 1/2003

* cited by examiner

Primary Examiner—Marcus A. Jackson

(74) *Attorney, Agent, or Firm*—Garvey, Smith, Nehrass & Doody, L.L.C.; Gregory C. Smith

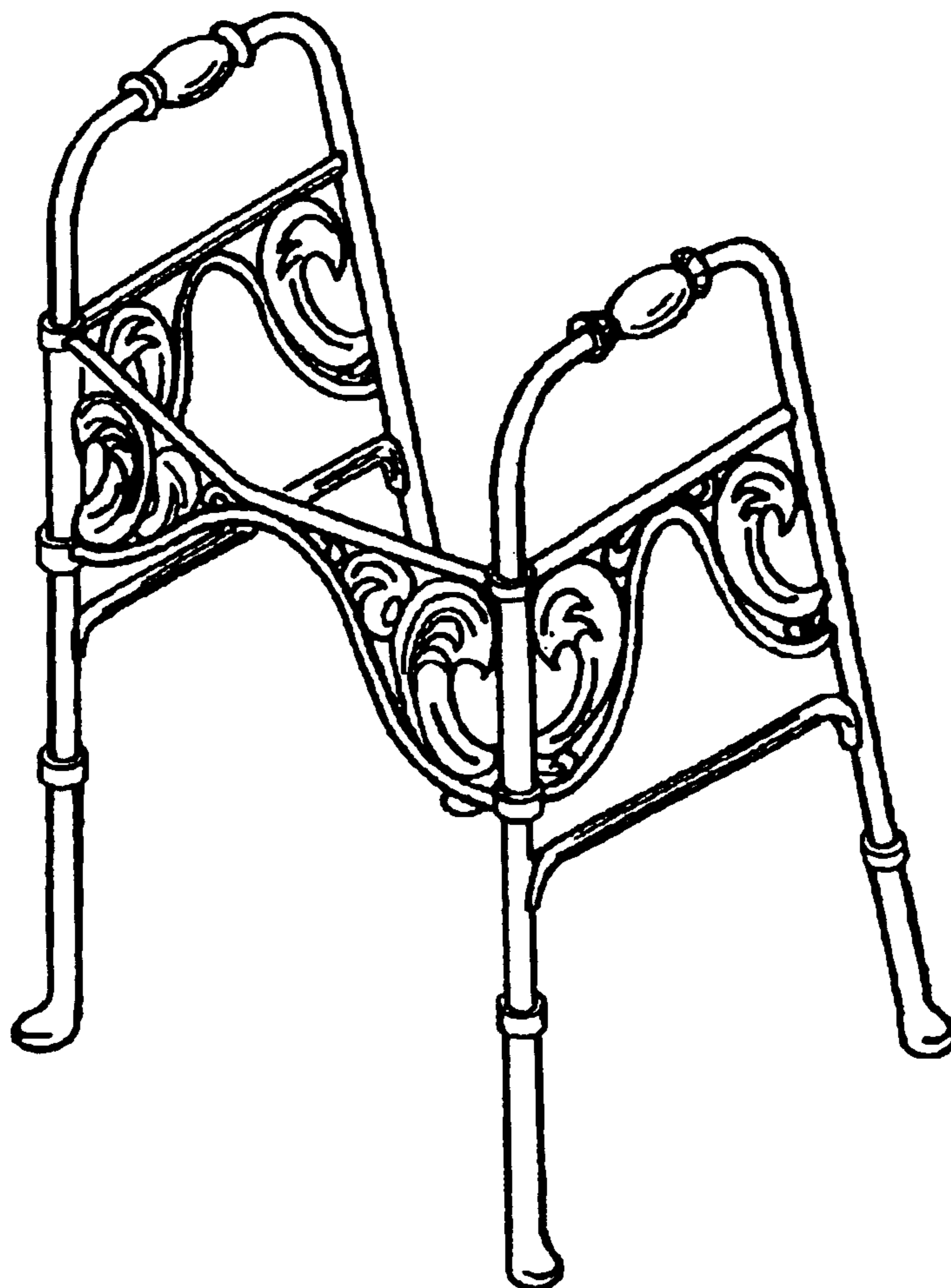
(57) **CLAIM**

The ornamental design for a walker, as shown and described.

DESCRIPTION

FIG. 1 is an overall view of the walker;
FIG. 2 is a bottom view thereof;
FIG. 3 is a front view thereof;
FIG. 4 is a rear view thereof;
FIG. 5 is a right and left side view thereof; and,
FIG. 6 is a top view thereof.

1 Claim, 2 Drawing Sheets



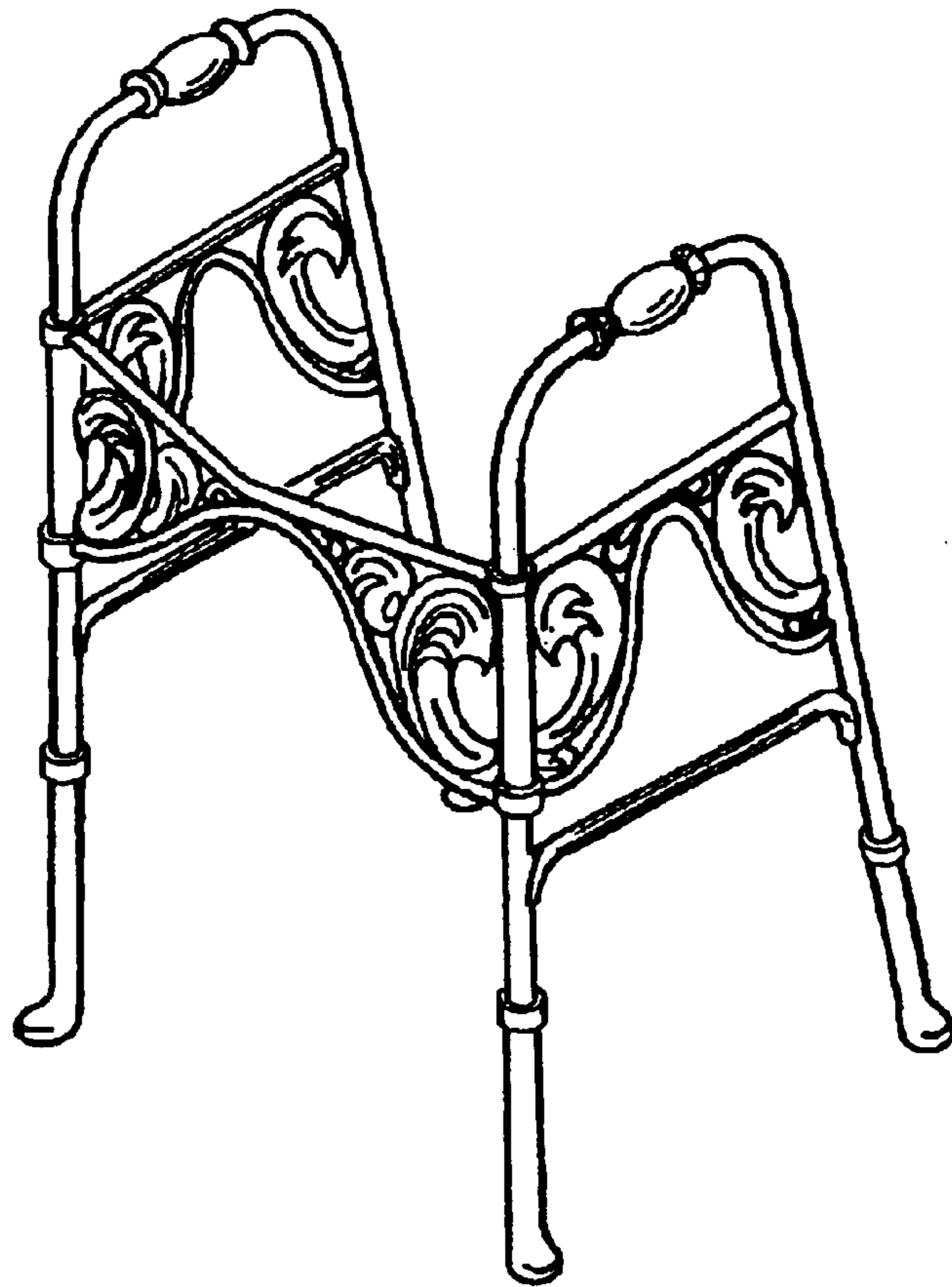


FIG. 1



FIG. 2




FIG. 3




FIG. 5




FIG. 4

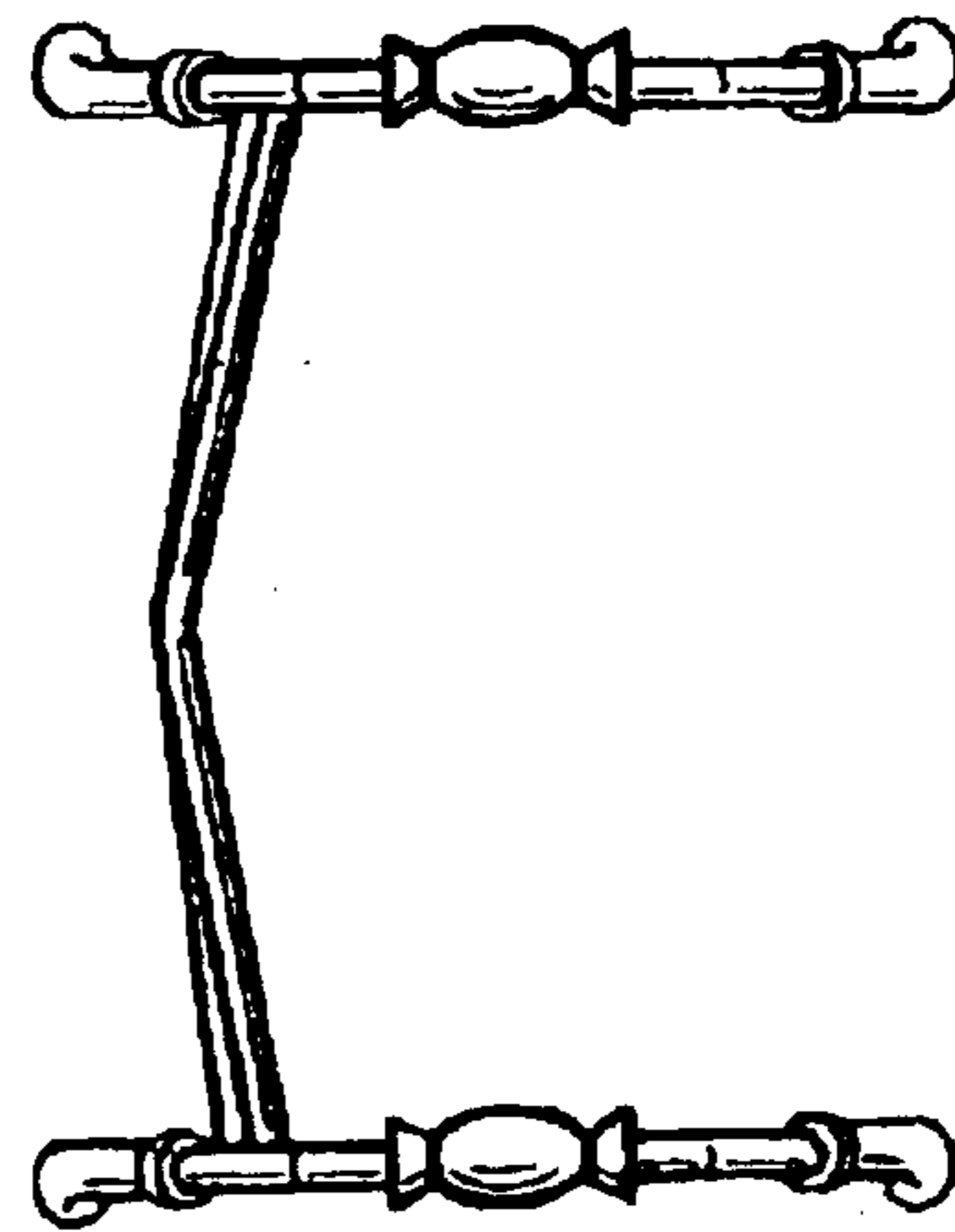


FIG. 6