

US00D497837S1

(12) **United States Design Patent** (10) **Patent No.:** **US D497,837 S**
Newton et al. (45) **Date of Patent:** **** Nov. 2, 2004**

(54) **RAILCAR BEAM**
(75) Inventors: **Steven R. Newton**, Adams, NY (US);
Jeffrey F. Sauter, Lowville, NY (US);
Howard E. Huber, Jr., Black River,
NY (US); **Robert L. Neulieb**, Theresa,
NY (US)

(73) Assignee: **New York Air Brake Corporation**,
Watertwon, NY (US)

(**) Term: **14 Years**

(21) Appl. No.: **29/183,038**

(22) Filed: **Jun. 5, 2003**

(51) **LOC (7) Cl.** **12-03**

(52) **U.S. Cl.** **D12/46**

(58) **Field of Search** D12/42, 45-46;
188/219.1, 219.6, 220.1, 220.6, 221.1, 221.2,
222.1, 223.6; 403/272

(56) **References Cited**

U.S. PATENT DOCUMENTS

270,871 A	*	1/1883	Woodcock	188/219.1
408,021 A		7/1889	Hughes	
568,044 A		9/1896	Robischung	
575,420 A		1/1897	Farley	
715,518 A		12/1902	Simpson	
729,924 A		6/1903	Frost	
747,288 A		12/1903	Wolff et al.	
749,567 A		1/1904	Lamont	
794,404 A		7/1905	Green	
796,714 A		8/1905	Frost	
979,968 A	*	12/1910	Kopke	188/219.1
994,323 A		6/1911	Marquart	
1,301,433 A		4/1919	Hedgcock	
1,498,176 A		6/1924	Lachman	
1,974,348 A	*	9/1934	Strehs	222/507
2,058,199 A	*	10/1936	Widdicombe	188/220.1
2,116,594 A		5/1938	Busch	
2,182,210 A		12/1939	Osner et al.	
2,329,247 A		9/1943	Busse et al.	
2,480,857 A		9/1949	Hess	

2,491,086 A		12/1949	Busch	
2,684,130 A	*	7/1954	Goodwin	188/33
2,885,036 A		5/1959	Walker	
3,017,959 A	*	1/1962	Baechtel	188/52
3,107,754 A		10/1963	Bachman	
3,177,984 A		4/1965	Taylor	
3,298,474 A		1/1967	Roselius et al.	
3,365,852 A		1/1968	Pitillo	
3,378,108 A		4/1968	McClure et al.	

(List continued on next page.)

Primary Examiner—Nelson C. Holtje

(74) *Attorney, Agent, or Firm*—Barnes & Thornburg LLP

(57) **CLAIM**

The ornamental design for a “railcar beam”, as shown and described.

DESCRIPTION

FIG. 1 is a perspective view of a first embodiment of a railcar beam, according to the principles of the present invention.

FIG. 2 is a plan view of the first embodiment.

FIG. 3 is a bottom view of the first embodiment.

FIG. 4 is an end view of the first embodiment.

FIG. 5 is the other end view of the first embodiment.

FIG. 6 is a rear view of the first embodiment.

FIG. 7 is a perspective view of the first embodiment with removable brake heads shown in phantom.

FIG. 8 is a perspective view of the second embodiment of a railcar beam, according to the principles of the present invention.

FIG. 9 is a plan view of the second embodiment.

FIG. 10 is a bottom view of the second embodiment.

FIG. 11 is an end view of the second embodiment.

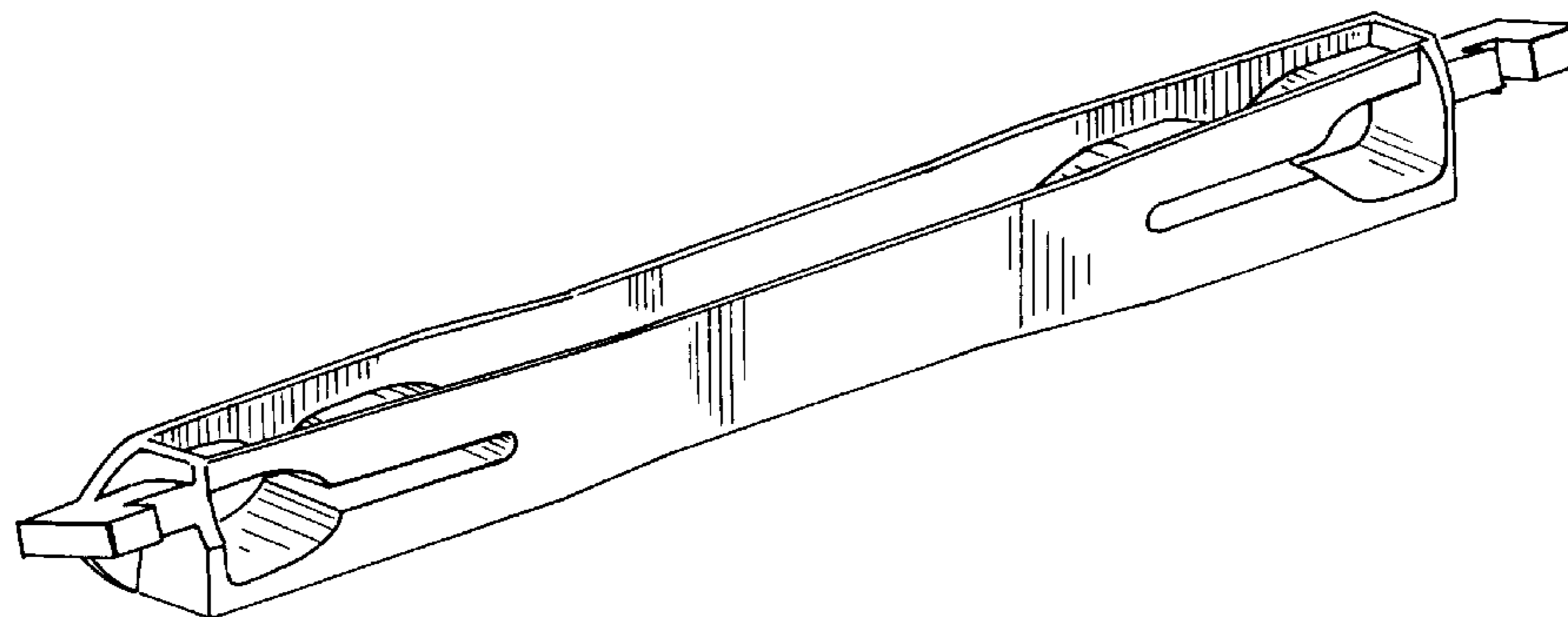
FIG. 12 is the other end view of the second embodiment.

FIG. 13 is a rear view of the second embodiment; and,

FIG. 14 is a perspective view of the third embodiment with removable brake heads shown in phantom.

The broken line showing of brake heads is for illustrative purposes only and forms no part of the claimed design.

1 Claim, 4 Drawing Sheets



U.S. PATENT DOCUMENTS					
			5,259,485 A	11/1993	Jackson
			5,400,874 A	3/1995	Gayfer et al.
3,406,791 A	10/1968	Williams	5,495,921 A	3/1996	Samulak et al.
3,499,507 A	3/1970	Scott et al.	5,667,040 A	9/1997	Samulak et al.
3,731,766 A	5/1973	Campbell	5,785,159 A	7/1998	Jackson et al.
3,780,837 A	12/1973	Haydu	5,810,124 A	9/1998	Sandmann
3,907,078 A	9/1975	Means	5,947,236 A	9/1999	Sauter
4,159,187 A	* 6/1979	Cale 403/272	6,155,387 A	12/2000	Sauter
4,613,016 A	9/1986	Hart et al.	6,176,354 B1	1/2001	Sauter et al.
4,653,812 A	3/1987	Engle	6,241,057 B1	6/2001	Hiatt
4,766,980 A	8/1988	Engle	6,332,515 B1	12/2001	Sauter
4,771,868 A	9/1988	Haydu	6,347,447 B1	2/2002	Sauter
4,793,446 A	12/1988	Hart et al.	6,397,979 B1	6/2002	Samulak et al.
5,000,298 A	* 3/1991	Jackson et al. 188/219.1			
5,069,312 A	12/1991	Kanjo et al.			

* cited by examiner

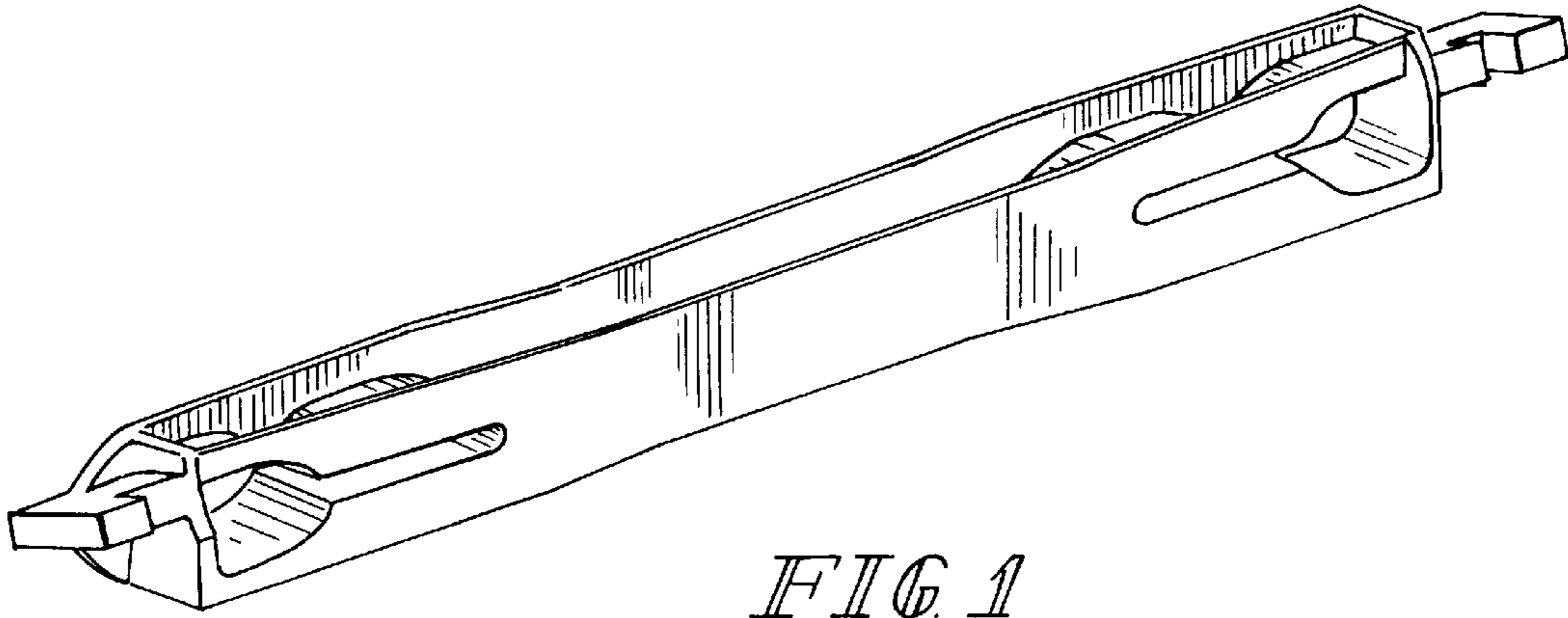


FIG. 1

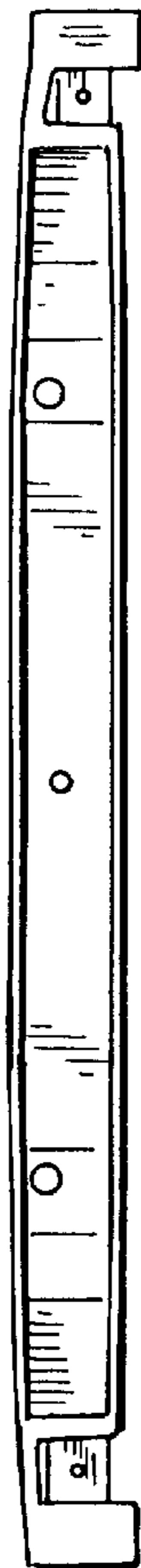


FIG. 2

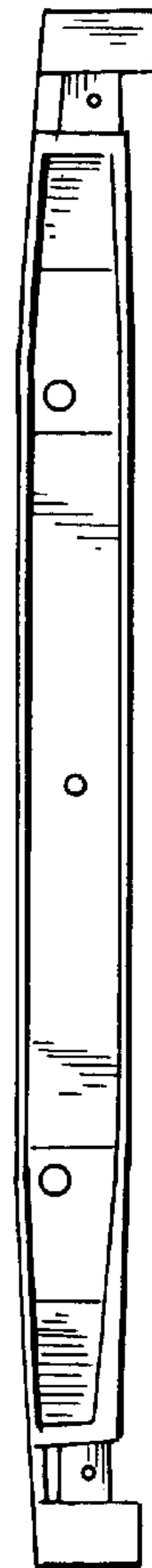


FIG. 3




FIG. 4

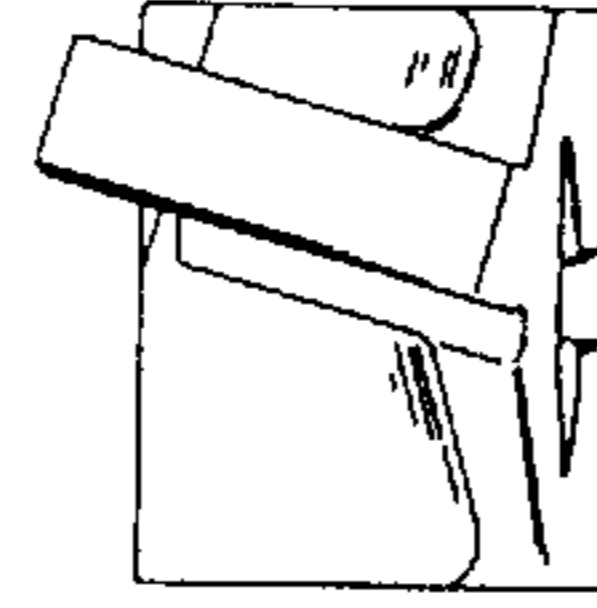


FIG. 5




FIG. 6

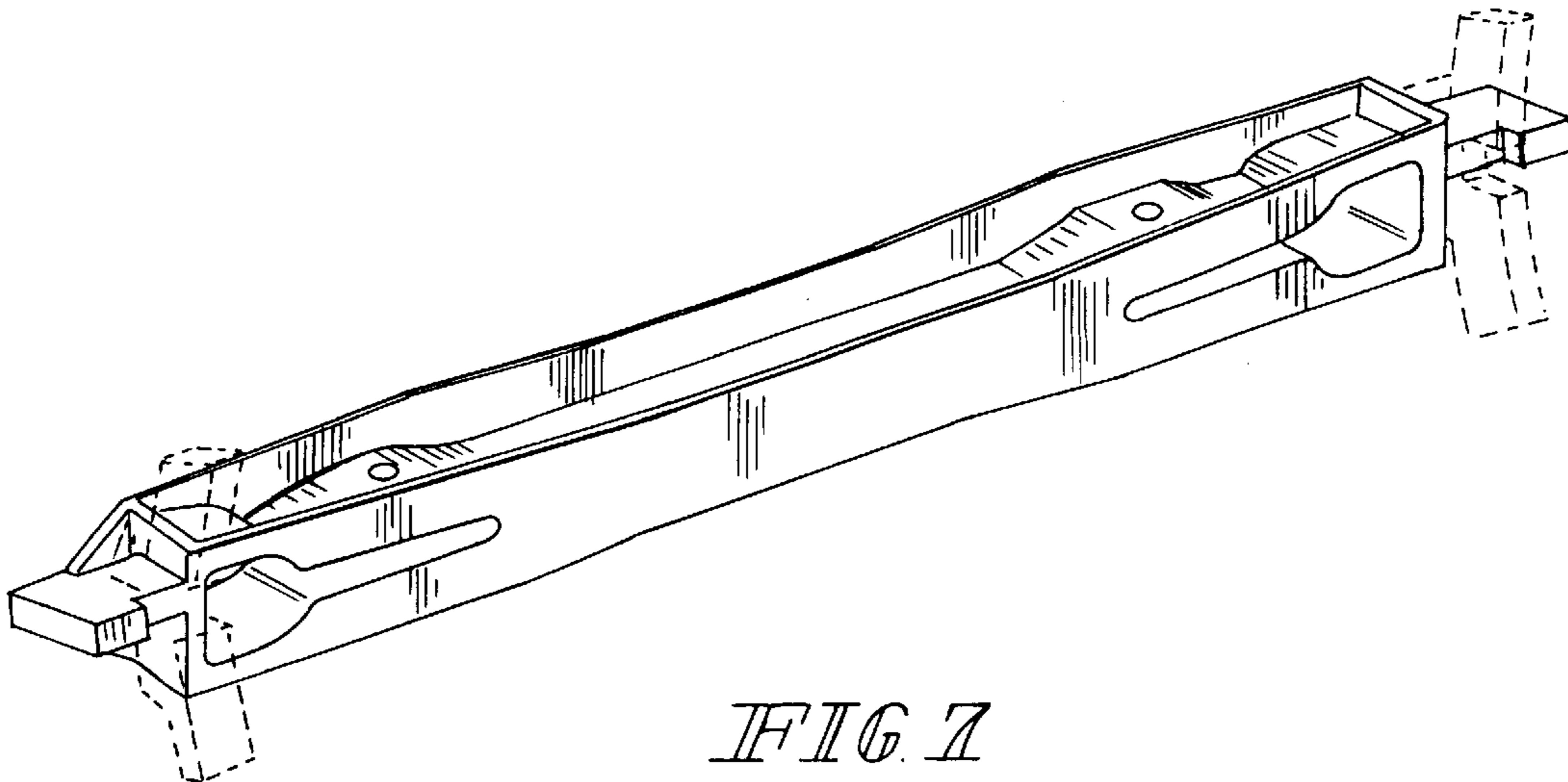


FIG. 7

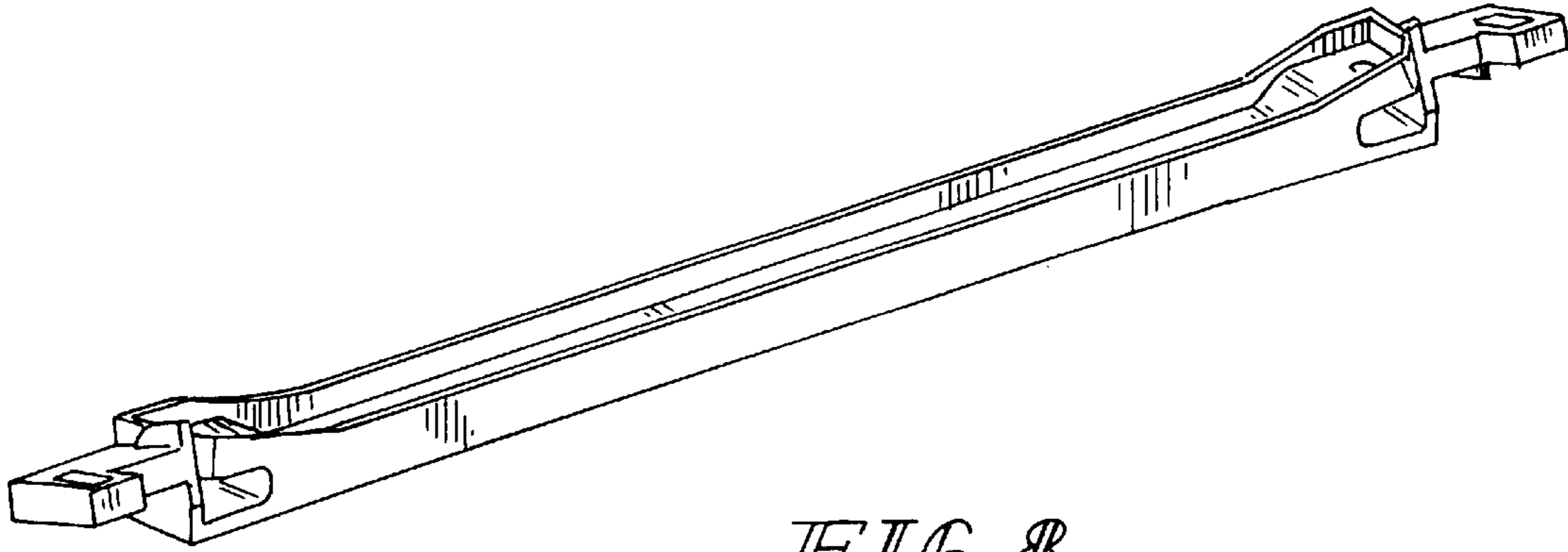


FIG. 8

FIG. 9

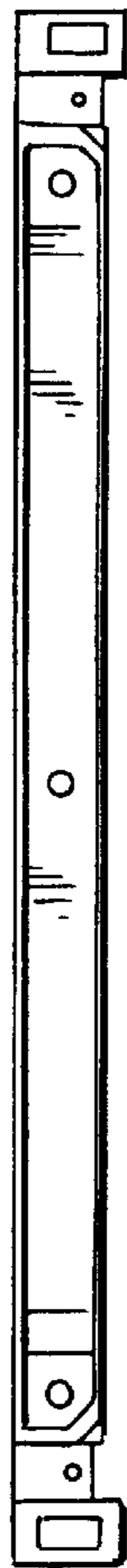
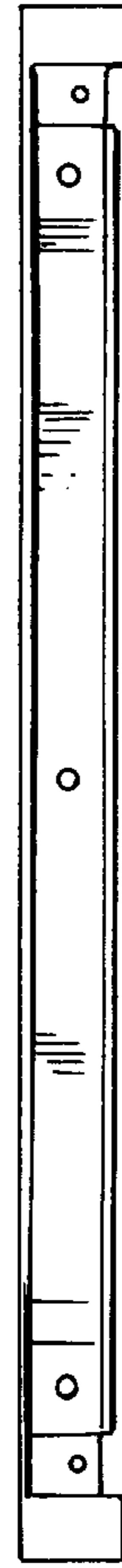


FIG. 10



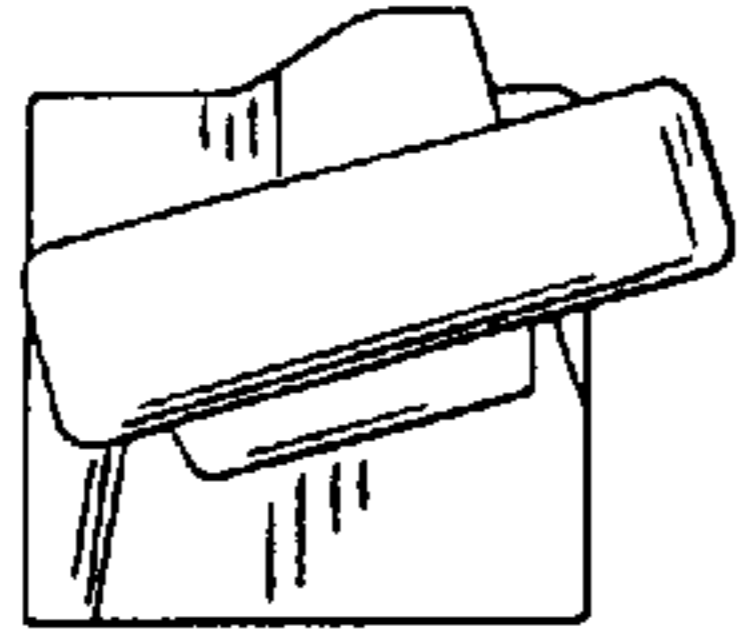


FIG. 11

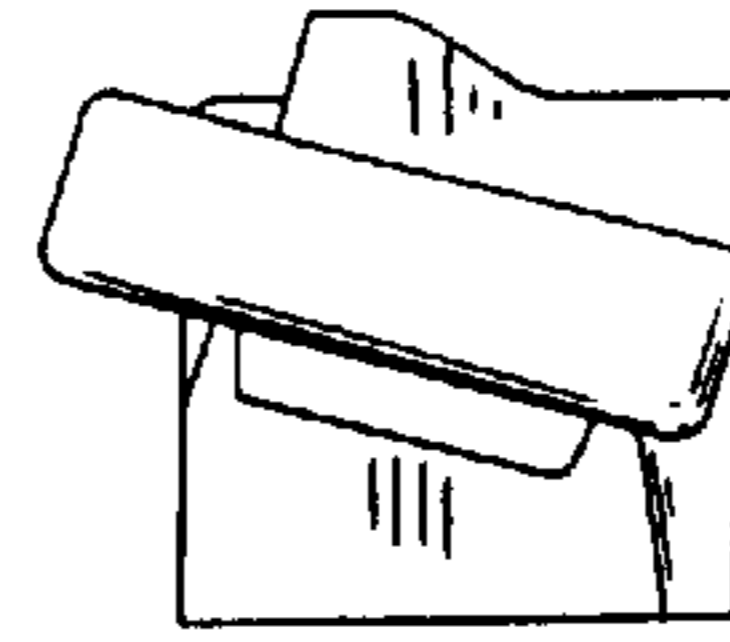


FIG. 12

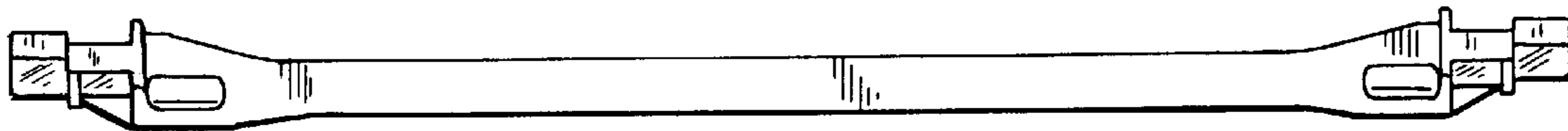


FIG. 13

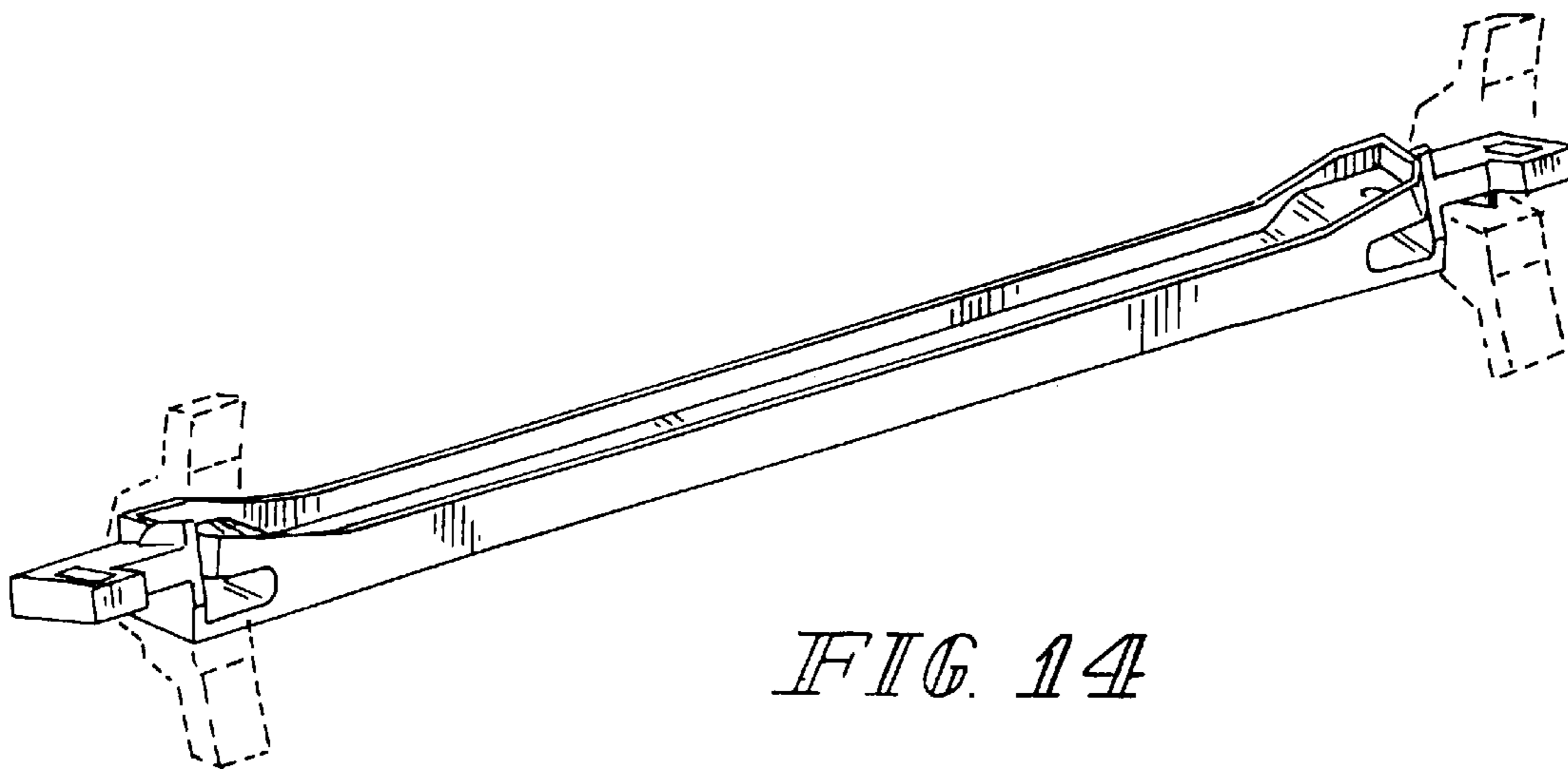


FIG. 14