



US00D497833S1

(12) **United States Design Patent**
Lach

(10) **Patent No.:** **US D497,833 S**
(45) **Date of Patent:** **** Nov. 2, 2004**

- (54) **KINETIC SCULPTURE**
- (75) **Inventor:** **Robert L. Lach**, Cincinnati, OH (US)
- (73) **Assignee:** **Source Advantage Ltd.**, Cincinnati, OH (US)
- (**) **Term:** **14 Years**
- (21) **Appl. No.:** **29/196,501**
- (22) **Filed:** **Dec. 30, 2003**

- D342,695 S * 12/1993 Coulter D11/131
- D354,254 S * 1/1995 Fuller D11/131
- D472,183 S * 3/2003 Flohe D11/131
- D487,034 S * 2/2004 Lach D11/131

* cited by examiner

Primary Examiner—Dominic Simone
(74) *Attorney, Agent, or Firm*—Wood, Herron & Evans, LLP

Related U.S. Application Data

- (62) Division of application No. 29/172,145, filed on Dec. 6, 2002, now Pat. No. Des. 487,034.
- (51) **LOC (7) Cl.** **11-04**
- (52) **U.S. Cl.** **D11/131; D11/141**
- (58) **Field of Search** D11/117, 131, D11/141, 184; 428/7-9, 12, 544, 542, 2

References Cited

U.S. PATENT DOCUMENTS

- 4,156,975 A * 6/1979 Harding 428/542.2
- D269,665 S * 7/1983 Lehr D11/141
- 4,421,421 A * 12/1983 Bradt 428/542.2
- 4,637,941 A * 1/1987 Rochte 428/8


(57) **CLAIM**

The ornamental design for a kinetic sculpture, as shown and described.

DESCRIPTION

FIG. 1 is a perspective view of the invention.
 FIG. 2 is a front view of the invention shown in FIG. 1, the rear view being identical.
 FIG. 3 is a left side view of the invention shown in FIG. 1, the right side view being identical.
 FIG. 4 is a top view of the invention shown in FIG. 1; and, FIG. 5 is a bottom view of the invention shown in FIG. 1.
 The broken line showing of the suspension means is for illustrative purposes only and forms no part of the claimed design.

1 Claim, 5 Drawing Sheets






FIG. 1

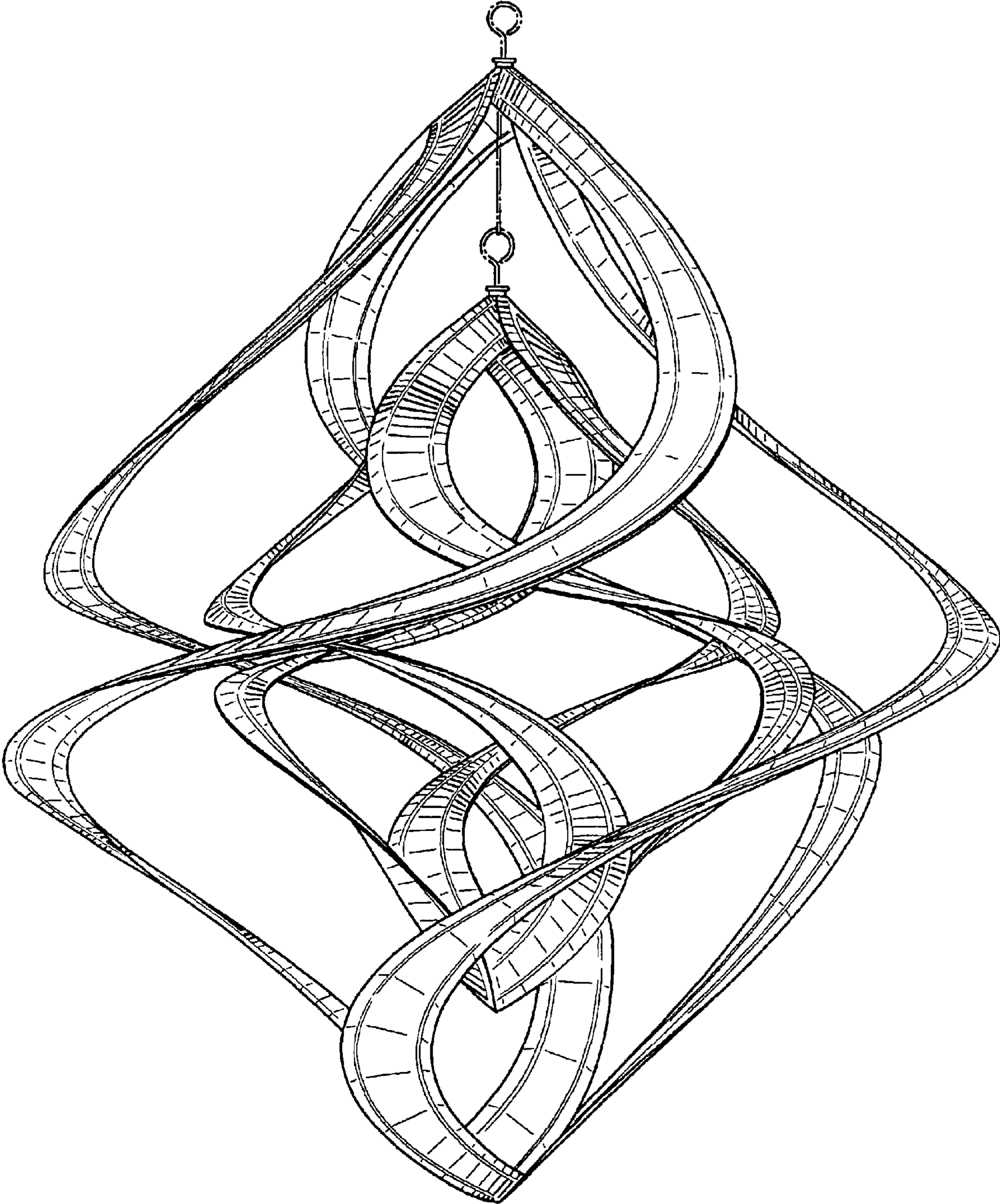


FIG. 2

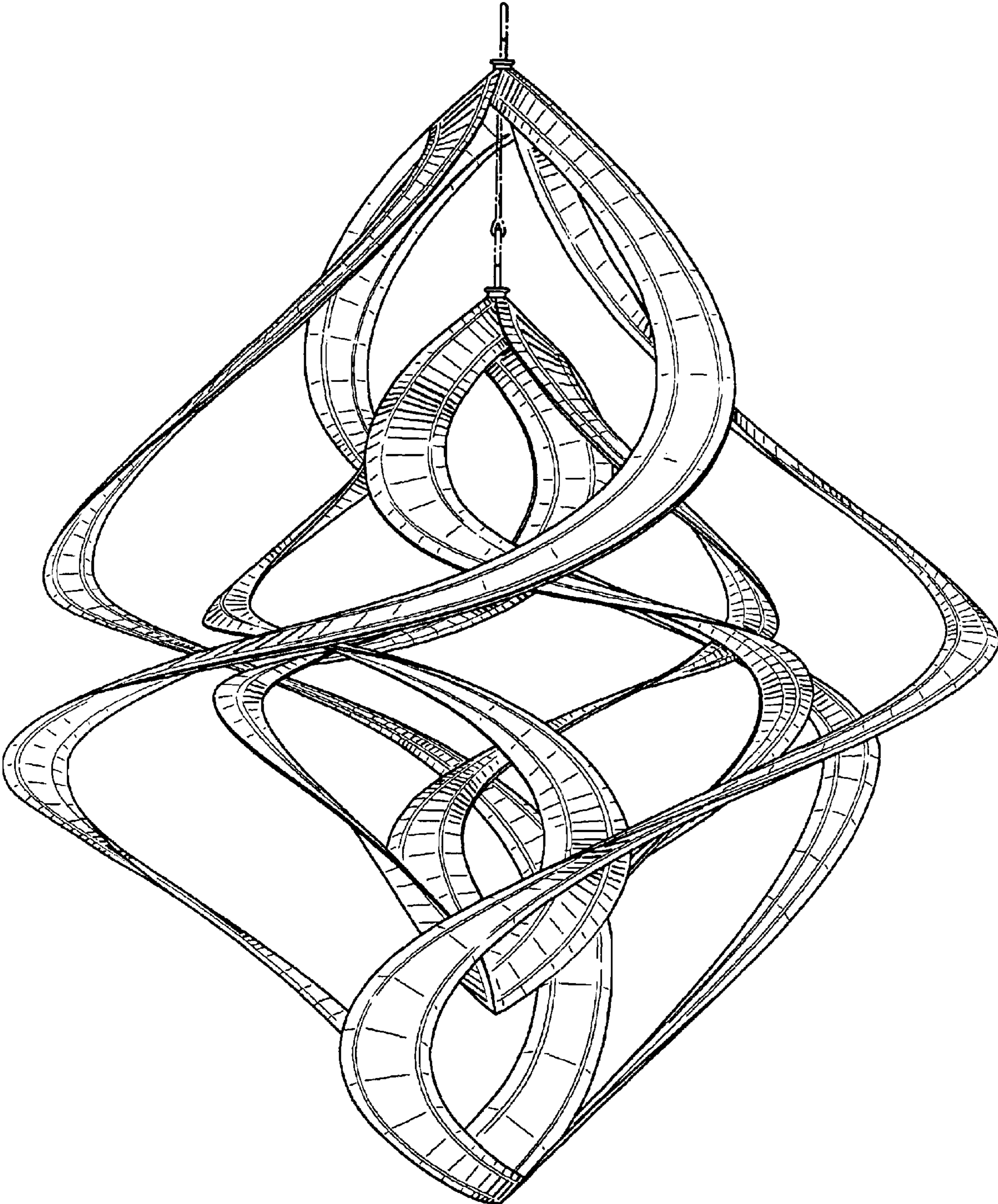


FIG. 3




FIG. 4




FIG. 5