

US00D497831S1

(12) **United States Design Patent** (10) **Patent No.:** **US D497,831 S**
Anderson et al. (45) **Date of Patent:** **** Nov. 2, 2004**

(54) **CHRISTMAS TREE STAND WRAP**

(76) Inventors: **Angela J. Anderson**, 759 Montmartre Dr., St. Louis, MO (US) 63141; **Camille D. Walter**, 1766 Kimkirk Ct., Kirkwood, MO (US) 63122; **Jessica L. Kreager**, 1306 W. St. John's Ave., Austin, TX (US) 78757; **Deborah K. Crawford**, 9123 E. Mississippi Ave. Apt. 16-203, Denver, CO (US) 80247

(**) Term: **14 Years**

(21) Appl. No.: **29/197,516**

(22) Filed: **Jan. 15, 2004**

(51) **LOC (7) Cl.** **11-05**

(52) **U.S. Cl.** **D11/130; D11/130.1**

(58) **Field of Search** **D11/130, 130.1; 47/40.5; 248/523-526**

(56) **References Cited**

U.S. PATENT DOCUMENTS

D115,902 S * 8/1939 Barton D11/130.1
D188,192 S * 6/1960 Riveras D11/130
D340,206 S * 10/1993 Bonney D11/130.1
D371,755 S * 7/1996 Ditullo D11/130
5,911,633 A * 6/1999 Sofy et al. 47/40.5

* cited by examiner

Primary Examiner—Dominic Simone

(74) *Attorney, Agent, or Firm*—Sonnenschein Nath & Rosenthal LLP

(57) **CLAIM**

The ornamental design for a Christmas tree stand wrap, as shown and described.

DESCRIPTION

FIG. 1 is a front, elevational view of a Christmas tree stand wrap showing the new design (FIG. 1 also depicts a Christmas tree in broken lines to illustrate an intended use of the invention and further depicts in broken lines representative decoration that could be applied to an exterior portion of the Christmas tree stand wrap);

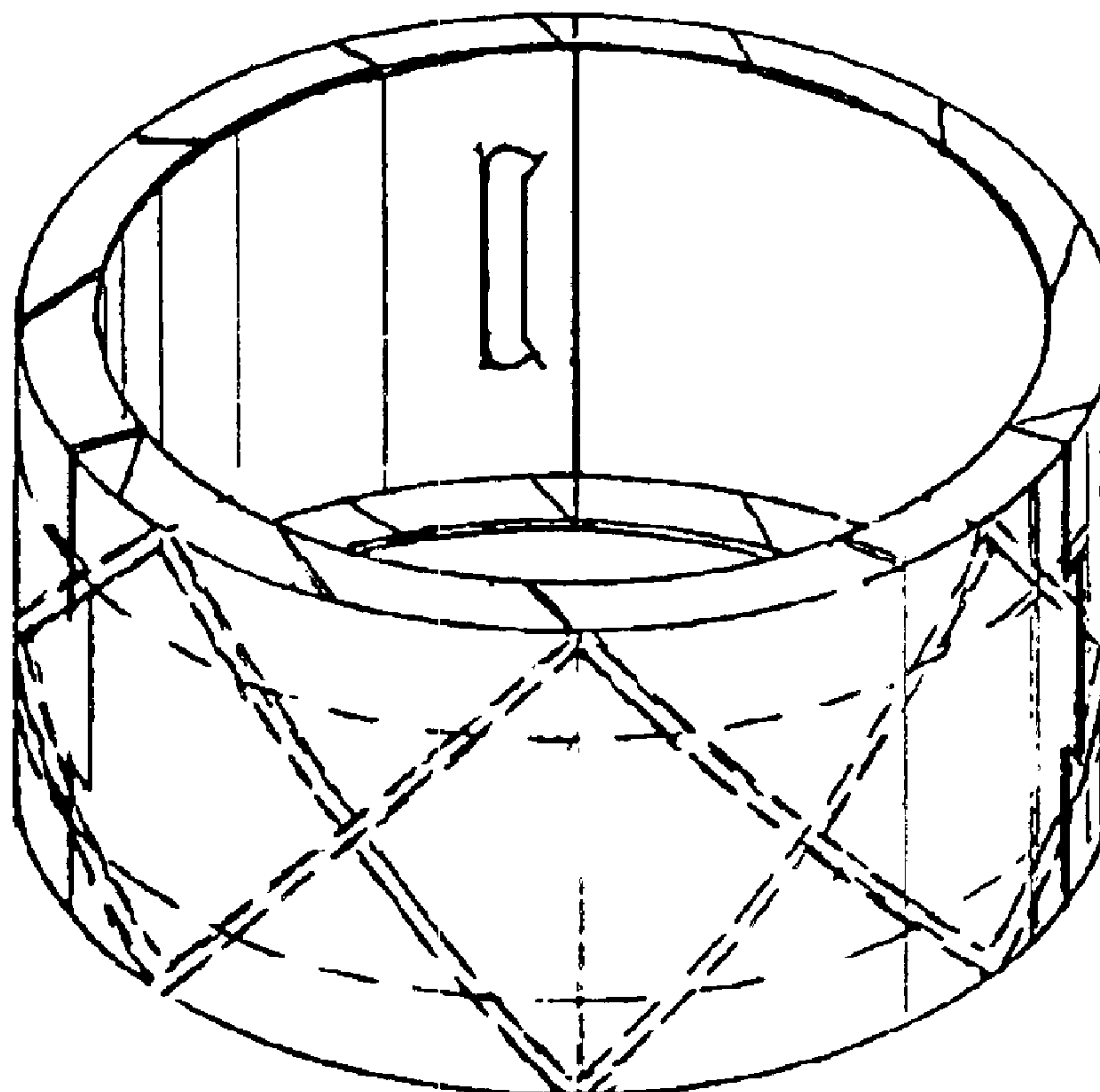
FIG. 2 is an enlarged, front elevational view of the Christmas tree stand wrap shown in FIG. 1 (FIG. 2 also depicts in broken lines representative decoration that could be applied to an exterior portion of the Christmas tree stand wrap);

FIG. 3 is a top view of the Christmas tree stand wrap shown in FIG. 2 (the bottom view of the Christmas tree stand wrap is a mirror image of the top view shown in FIG. 3);

FIG. 4 is a front elevational view of the Christmas tree stand wrap shown in FIG. 2, showing the Christmas tree stand wrap in an unwrapped or elongated position; and,

FIG. 5 is a perspective view of the Christmas tree stand wrap shown in FIG. 2 (FIG. 5 also depicts in broken lines representative decoration that could be applied to an exterior portion of the Christmas tree stand wrap).

1 Claim, 1 Drawing Sheet






Fig. 1

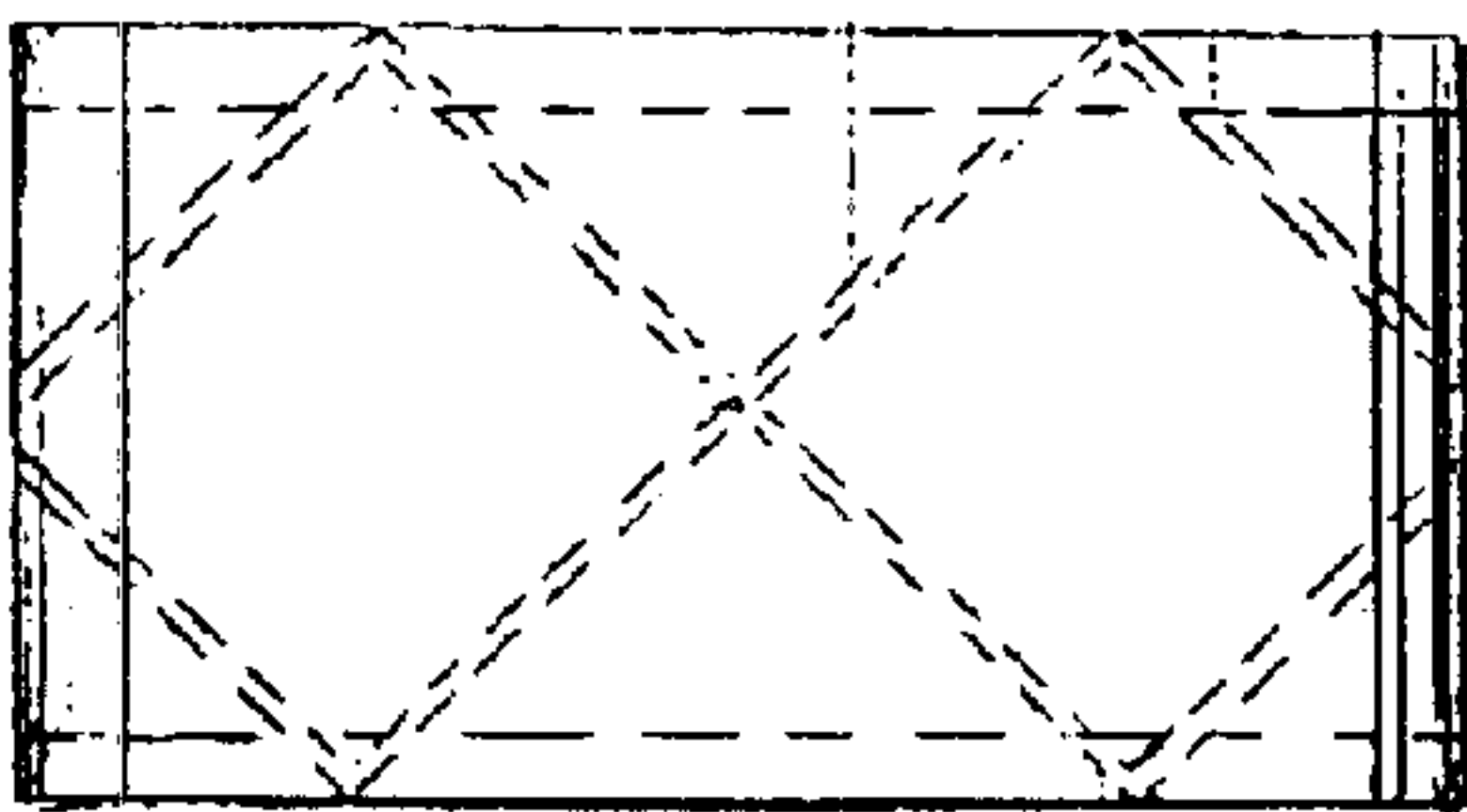


Fig. 2




Fig. 4

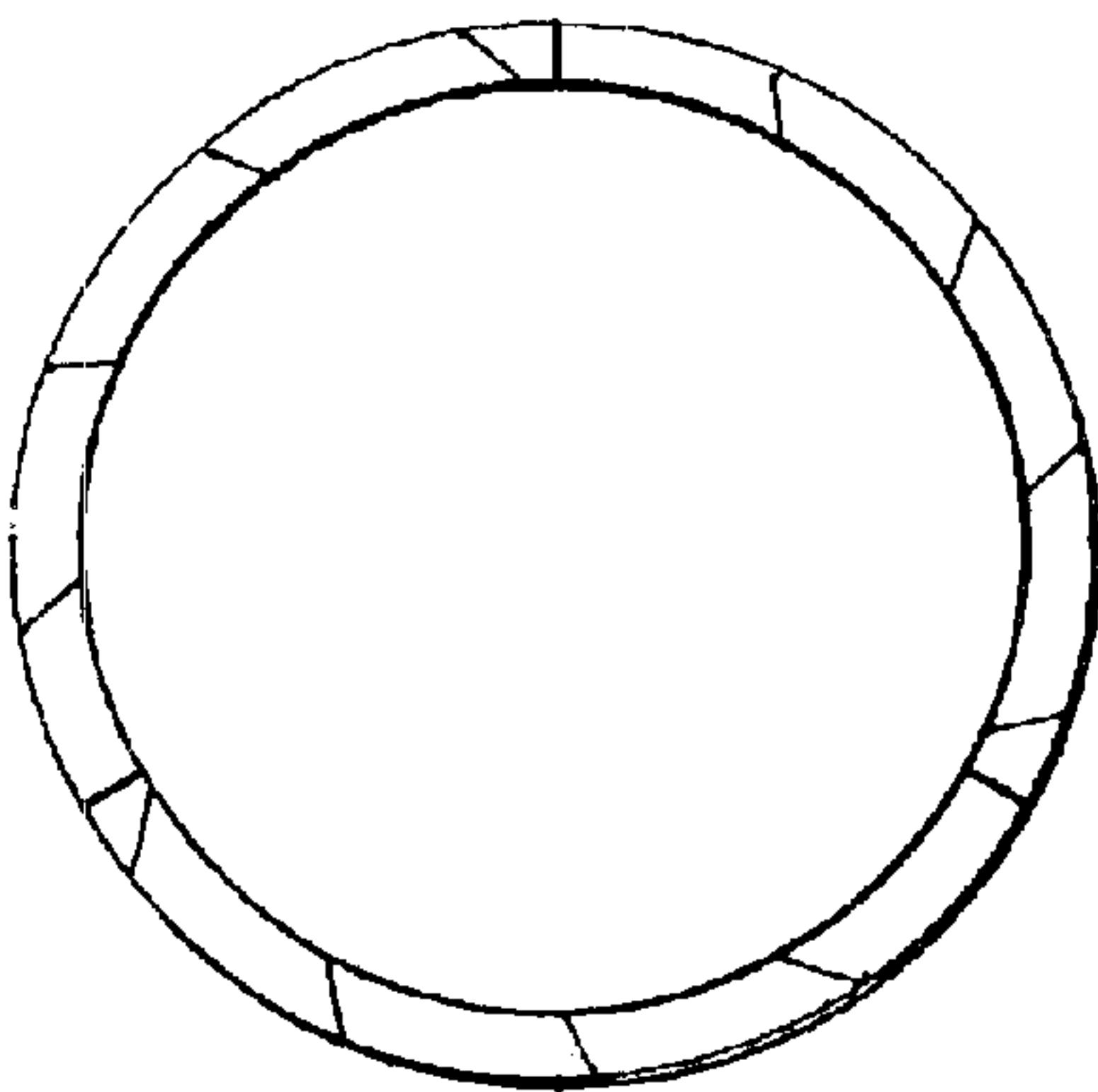


Fig. 3

Fig. 5

