

US00D497830S1

(12) **United States Design Patent**  
**Danon et al.**

(10) **Patent No.:** **US D497,830 S**  
(45) **Date of Patent:** **\*\* Nov. 2, 2004**

(54) **CHRISTMAS ORNAMENT**

(75) Inventors: **Sandra R. Danon**, Los Angeles, CA (US); **Margaret Nordgren**, Burbank, CA (US); **Michael Nordgren**, Burbank, CA (US)

(73) Assignee: **Stravina Operating, LLC**, Chatsworth, CA (US)

(\*\*) Term: **14 Years**

(21) Appl. No.: **29/192,654**

(22) Filed: **Oct. 27, 2003**

(51) **LOC (7) Cl.** ..... **11-05**

(52) **U.S. Cl.** ..... **D11/127; D11/128**

(58) **Field of Search** ..... **D11/121, 125, D11/127, 128; 428/7**

(56) **References Cited**

**U.S. PATENT DOCUMENTS**

D216,642 S \* 2/1970 Basto ..... D11/128

D219,924 S \* 2/1971 Trush ..... D11/128  
D413,545 S \* 9/1999 Danon et al. .... D11/127  
D415,714 S \* 10/1999 Danon et al. .... D11/127  
D461,428 S \* 8/2002 Danon et al. .... D11/128  
D473,485 S \* 4/2003 Danon et al. .... D11/128  
D489,641 S \* 5/2004 Puntch ..... D11/128

\* cited by examiner

*Primary Examiner*—Dominic Simone

(74) *Attorney, Agent, or Firm*—Kelly Lowry & Kelley, LLP

(57) **CLAIM**

The ornamental design for a Christmas ornament, as shown.

**DESCRIPTION**

FIG. 1 is a front elevational view of a Christmas ornament embodying our new design;  
FIG. 2 is a rear elevational view thereof;  
FIG. 3 is a right side elevational view thereof;  
FIG. 4 is a left side elevational view thereof;  
FIG. 5 is a top plan view thereof; and,  
FIG. 6 is a bottom plan view thereof.

**1 Claim, 2 Drawing Sheets**

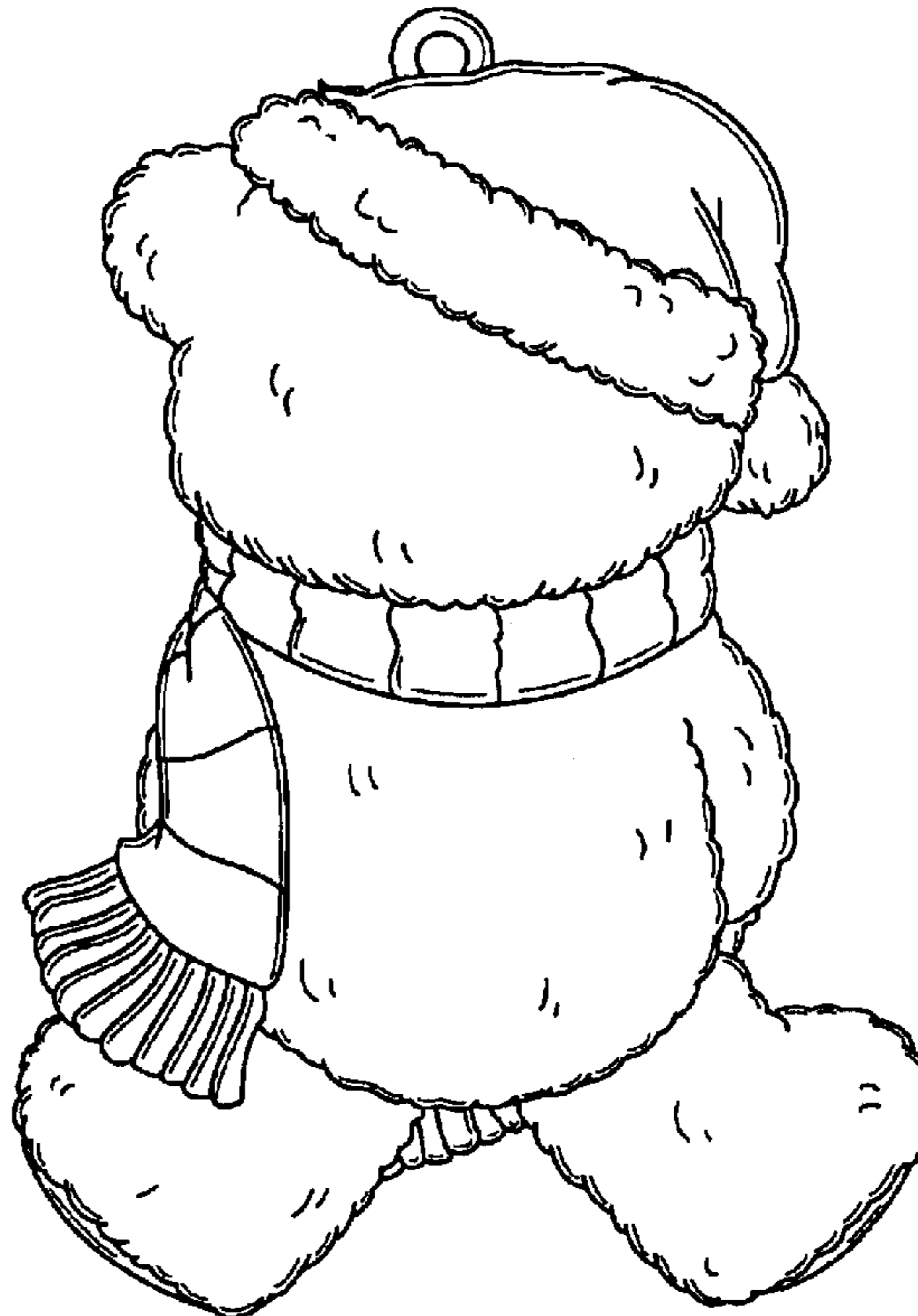




FIG. 1

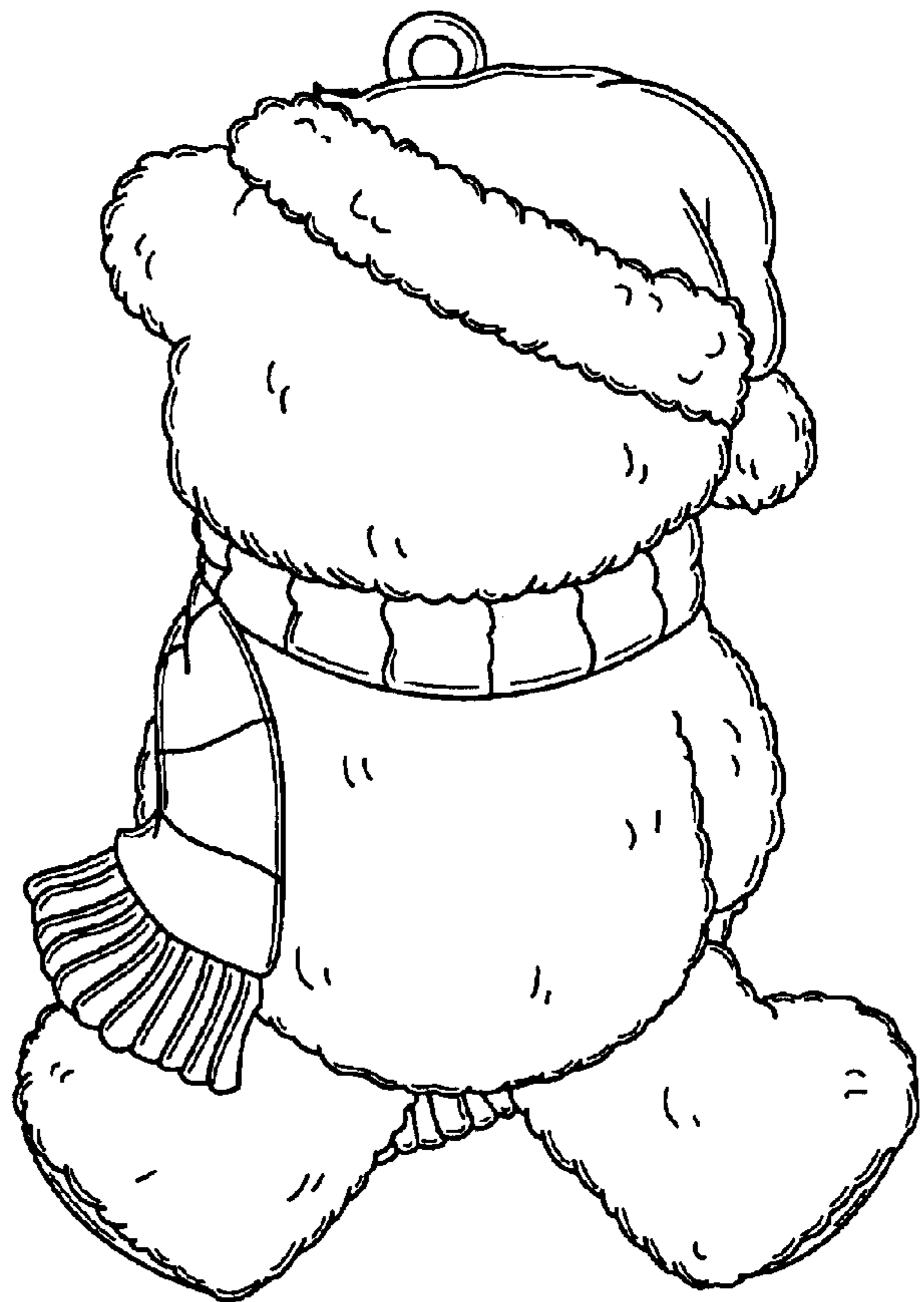


FIG. 2




FIG. 3




FIG. 4

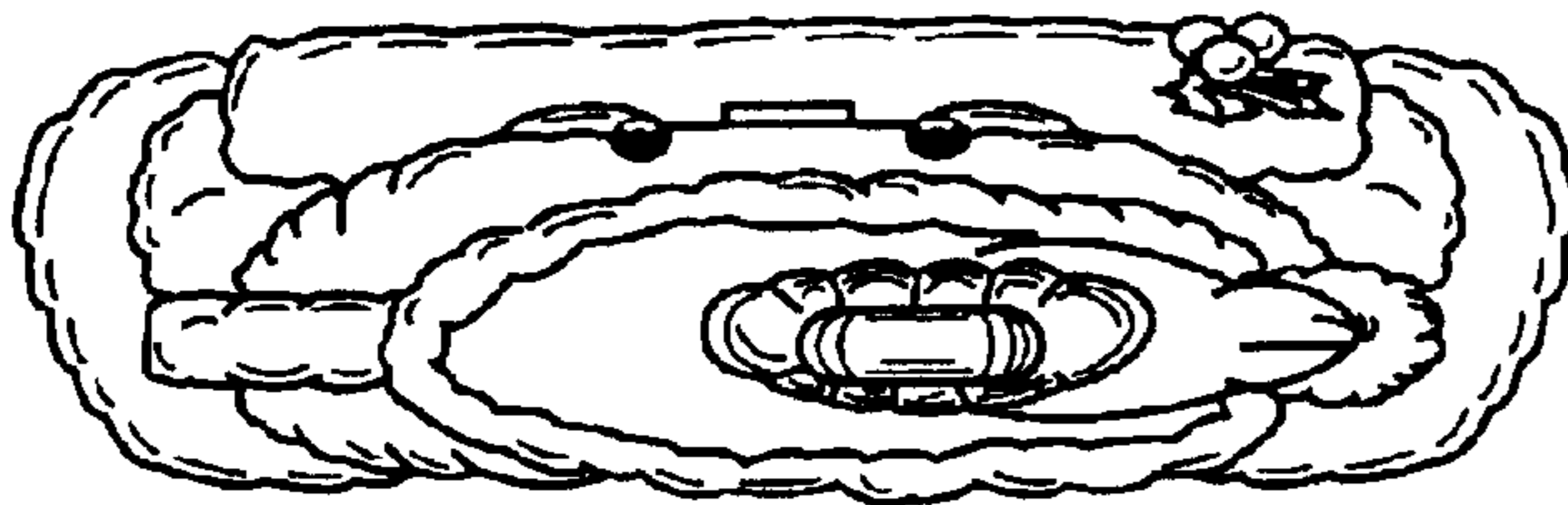


FIG. 5

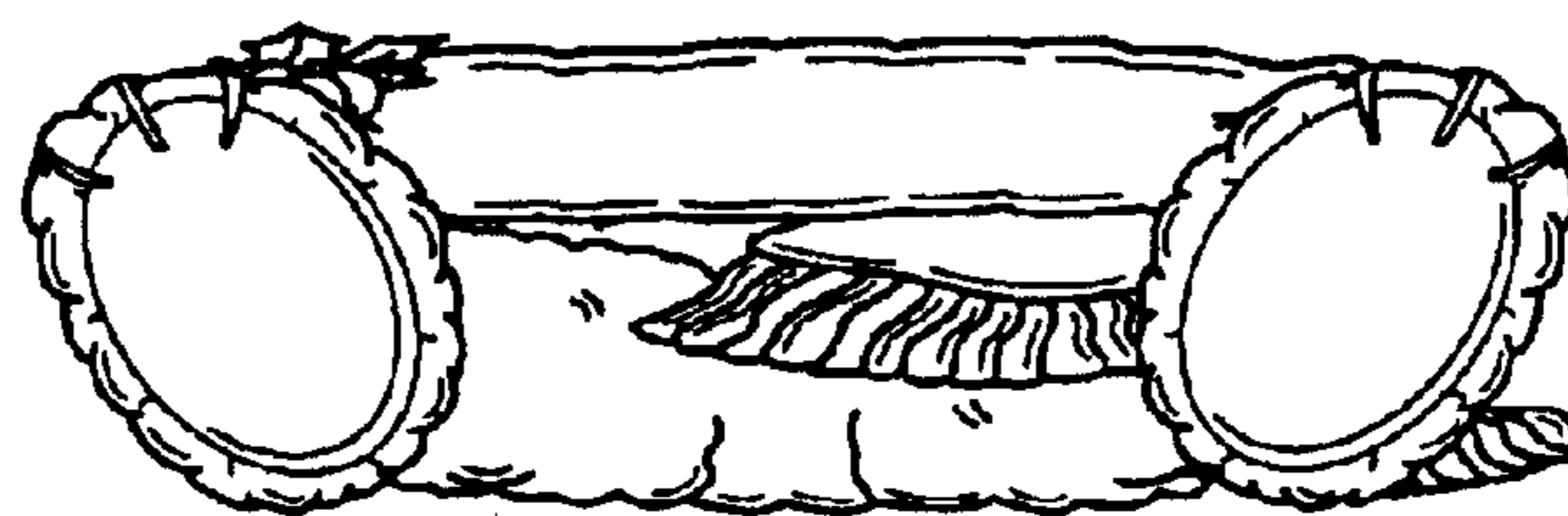


FIG. 6