



US00D497825S1

(12) **United States Design Patent** (10) **Patent No.:** **US D497,825 S**
Hill (45) **Date of Patent:** **** Nov. 2, 2004**

(54) **WATCH FACE** D351,565 S * 10/1994 Ito D10/126
D353,553 S * 12/1994 Ito D10/126
(76) **Inventor:** **Lois Hill, 1 W. 37th St., 7th Floor, New** D392,909 S * 3/1998 Jackle D10/123
York, NY (US) 10018 D481,322 S * 10/2003 Hill D10/128

(**) **Term:** **14 Years** * cited by examiner

(21) **Appl. No.:** **29/187,192**

Primary Examiner—Nelson C. Holtje
(74) *Attorney, Agent, or Firm*—Lackenbach Siegel LLP

(22) **Filed:** **Jul. 29, 2003**

(57) **CLAIM**

Related U.S. Application Data

The ornamental design for a watch face, as shown and described.

(62) Division of application No. 29/166,501, filed on Aug. 28, 2002, now Pat. No. Des. 481,322.

DESCRIPTION

(51) **LOC (7) Cl.** **10-07**
(52) **U.S. Cl.** **D10/125**
(58) **Field of Search** D10/1-40, 122-132;
368/223, 228, 232, 238


FIG. 1 is a top plan view of the rectilinear embodiment of the watch face;
FIG. 2 is a front view of the watch face of FIG. 1;
FIG. 3 is a rear view of the watch face of FIG. 1;
FIG. 4 is a left and right side view of the watch face of FIG. 1; and
FIG. 5 is a cross-sectional view as taken from line 5—5 of FIG. 1; and,
FIG. 6 is a top plan view of an alternative embodiment of the watch face of FIG. 1.

(56) **References Cited**

U.S. PATENT DOCUMENTS

D83,455 S * 2/1931 Lightipe D10/108
D223,852 S * 6/1972 Johnson D10/9
D244,587 S * 6/1977 Molyneux et al. D10/125
D303,221 S * 9/1989 Scott D10/25
D351,361 S * 10/1994 Itoh D10/126

1 Claim, 3 Drawing Sheets






FIG. 1

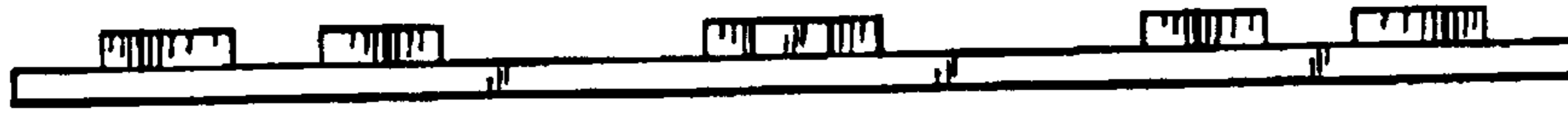


FIG. 2



FIG. 3



FIG. 4



FIG. 5




FIG. 6