

US00D497815S1

(12) **United States Design Patent** (10) **Patent No.:** **US D497,815 S**  
**Raab et al.** (45) **Date of Patent:** **\*\* Nov. 2, 2004**

(54) **PORTABLE COORDINATE MEASUREMENT MACHINE PORTION**

DE 101 12 977 C1 2/2002  
EP 0 155 084 9/1985  
FR 86 06186 4/1986  
FR 2 634 379 7/1988

(75) Inventors: **Simon Raab**, Maitland, FL (US); **Seyed Ali Sajedi**, Winter Park, FL (US); **Kenneth J. Hasloeher**, Deltona, FL (US); **Marc Barber**, Deltona, FL (US)

(List continued on next page.)

(73) Assignee: **Faro Technologies, Inc.**, Lake Mary, FL (US)

**OTHER PUBLICATIONS**

(\*\*) Term: **14 Years**

(21) Appl. No.: **29/186,985**

(22) Filed: **Jul. 24, 2003**

<http://scanworks.perceptron.com/products>.  
<http://scanworks.perceptron.com>.  
[www.romer.com](http://www.romer.com)—1000i Series System Package.  
[www.romer.com](http://www.romer.com)—3000i Specifications.  
[www.romer.com](http://www.romer.com)—Seventh Axis Linear Rail.  
[www.romer.fr](http://www.romer.fr).  
Takehis Komino, “ThreeDimensional Coordinate Measuring System”, Vectoron, Model VSC-07, VSC-14, vol. 30, No. 12, pp. 52-59.  
<http://www.kreon3d.com>.  
<http://www.3dscanners.com/1999/htm>—pp. 1, 4, & 8.  
<http://www.optimet.com/Sensors/htm>.  
Portable 6 Axes Measuring System, Type AMPG, ZETT MESS Technik GmbH, D 53757 Sankt Augustin.

**Related U.S. Application Data**

(63) Continuation-in-part of application No. 29/175,956, filed on Feb. 13, 2003, which is a continuation-in-part of application No. 29/166,332, filed on Aug. 26, 2002, now Pat. No. Des. 479,544, which is a continuation-in-part of application No. 29/155,790, filed on Feb. 14, 2002, now Pat. No. Des. 472,824.

*Primary Examiner*—Antoine D. Davis  
(74) *Attorney, Agent, or Firm*—Cantor Colburn LLP

(51) **LOC (7) Cl.** ..... **10-04**

(52) **U.S. Cl.** ..... **D10/63; D15/199**

(58) **Field of Search** ..... D10/63; D15/199;  
700/195, 252, 80; 702/190; 33/503-505;  
74/409.02, 479, 490.02; 414/744.5, 744.2;  
318/560

(57) **CLAIM**

The ornamental design for a portable coordinate measurement machine portion, as shown and described.

**DESCRIPTION**

(56) **References Cited**

**U.S. PATENT DOCUMENTS**

4,593,470 A 6/1986 Davies  
4,676,002 A 6/1987 Slocum  
4,937,759 A 6/1990 Vold  
5,050,608 A 9/1991 Watanabe et al.  
5,086,401 A 2/1992 Glassman et al.

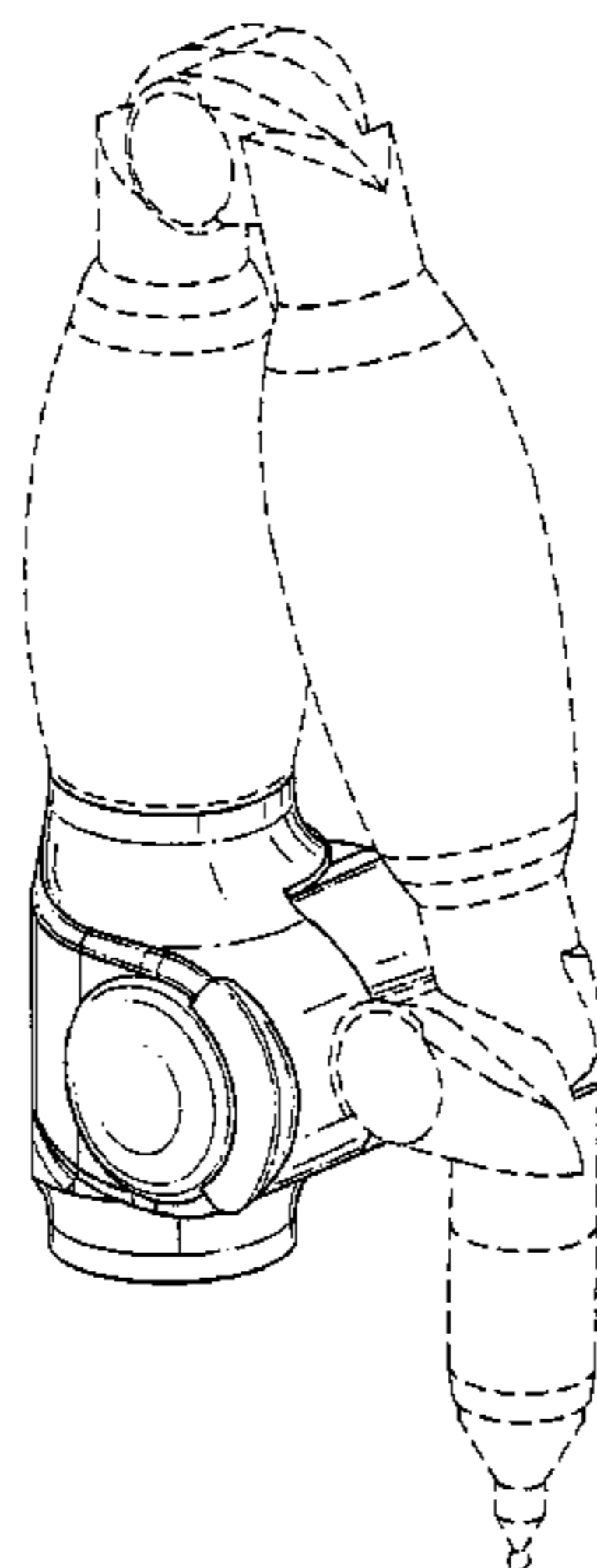
FIG. 1 is a front perspective view of our new portable coordinate measurement machine portion including items in broken lines which are used herein and throughout the several figures for illustrative purposes only and form no part of the claimed design;  
FIG. 2 is a front view thereof;  
FIG. 3 is a rear view thereof;  
FIG. 4 is a side view thereof with the opposite side view being a mirror image thereof;  
FIG. 5 is a top view thereof; and,  
FIG. 6 is a bottom view thereof.

(List continued on next page.)

**FOREIGN PATENT DOCUMENTS**

DE 42 31 040 A1 3/1994

**1 Claim, 4 Drawing Sheets**



# US D497,815 S

Page 2

---

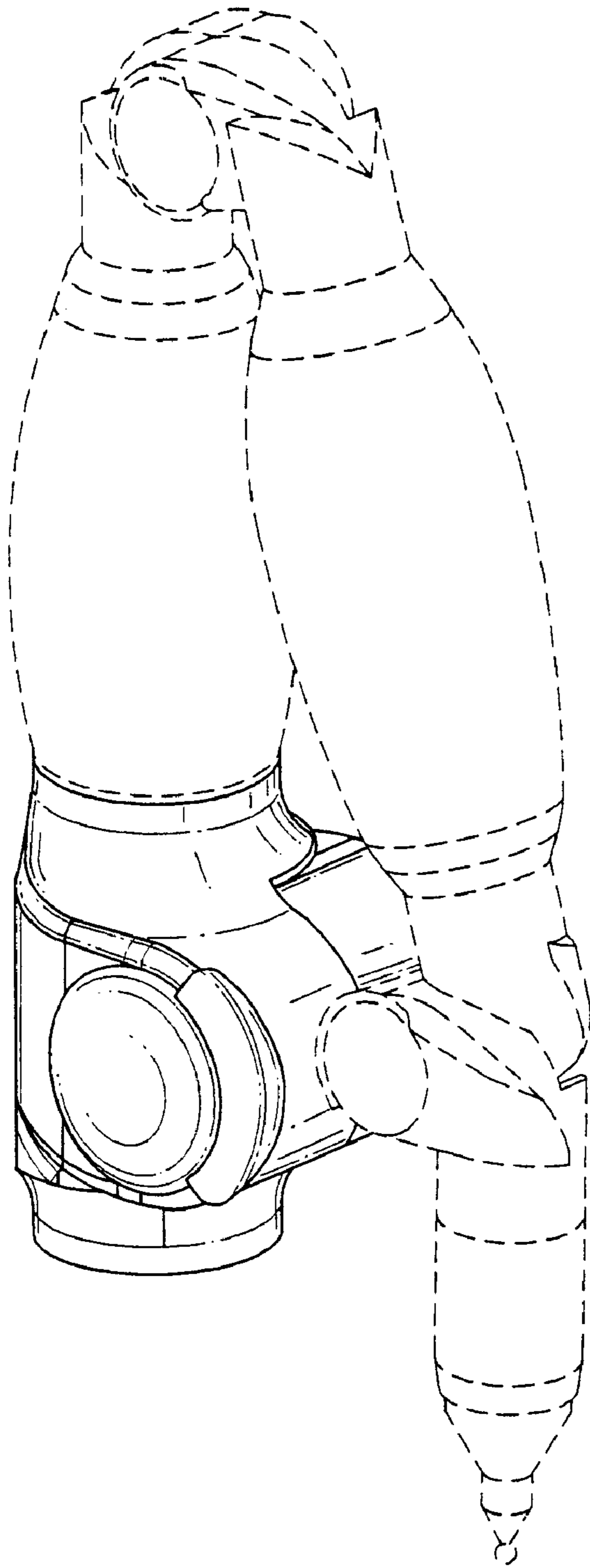
## U.S. PATENT DOCUMENTS

5,189,797 A	3/1993	Granger
D344,279 S	2/1994	Koyama et al.
5,412,880 A	5/1995	Raab
D377,932 S	2/1997	Schena et al.
5,611,147 A	3/1997	Raab
5,724,264 A	3/1998	Rosenberg et al.
5,768,792 A	6/1998	Raab
5,807,449 A	9/1998	Hooker et al.
5,829,148 A	11/1998	Eaton
D410,477 S	6/1999	Nihei et al.
5,978,748 A	11/1999	Raab
D423,534 S	4/2000	Raab et al.
6,131,299 A	10/2000	Raab et al.
6,151,789 A	11/2000	Raab et al.

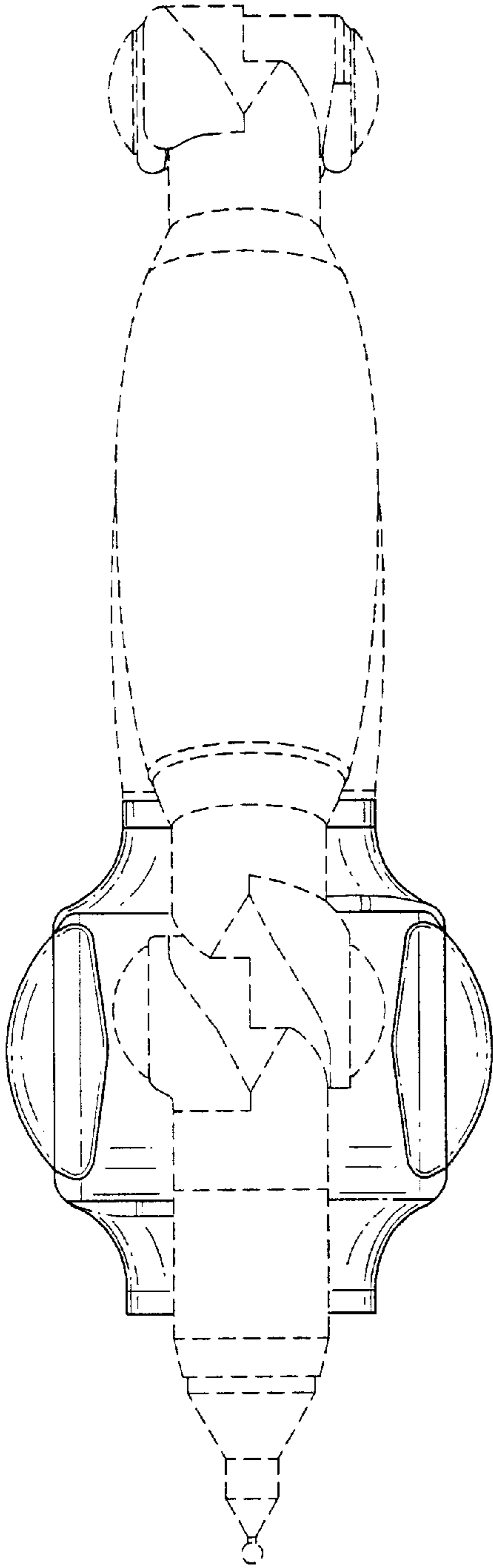
D444,488 S	7/2001	Selic et al.
6,366,831 B1	4/2002	Raab
D461,484 S	8/2002	Kraft

## FOREIGN PATENT DOCUMENTS

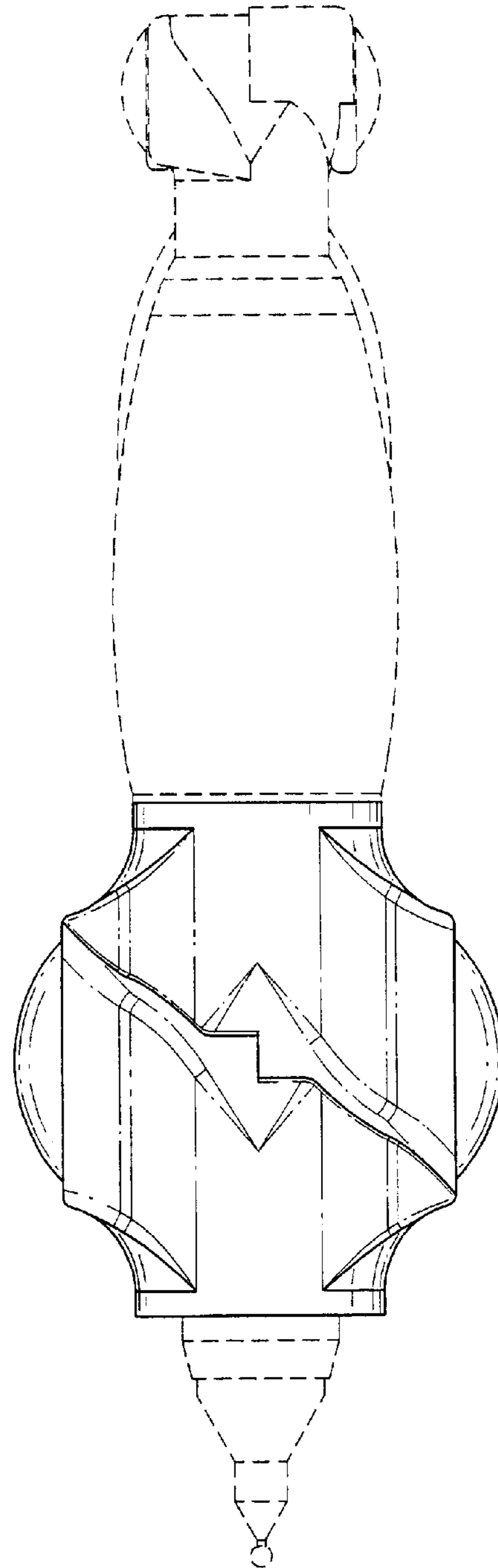
GB	2 264 601 A	1/1993
GB	2 264 602 A	1/1993
JP	56062783	5/1981
JP	57073602	5/1982
JP	2168303	6/1990
JP	2212085	8/1990
WO	WO 94/15173	7/1994
WO	WO 98/08050	2/1998
WO	WO 01/63202	2/2001



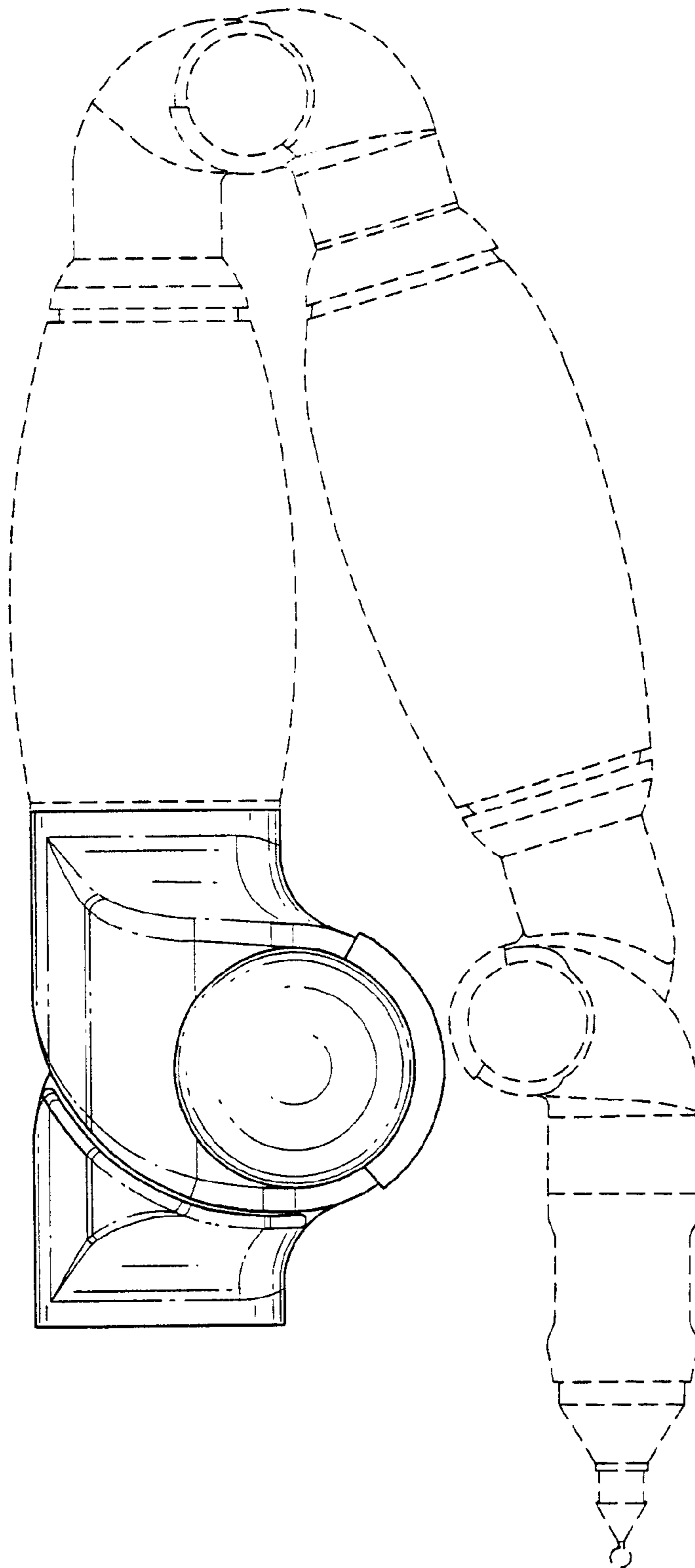
*FIG. 1*



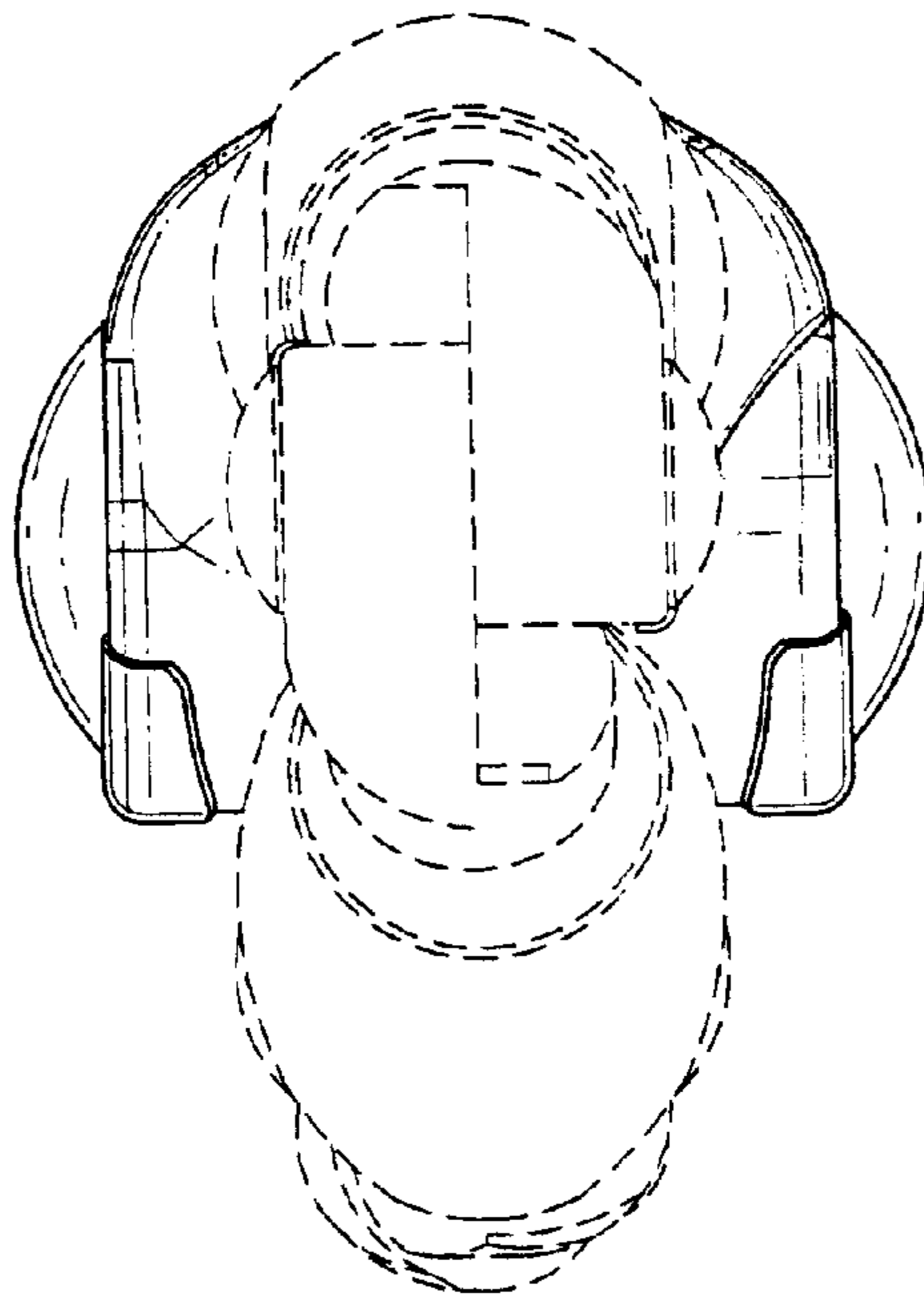
*FIG. 2*



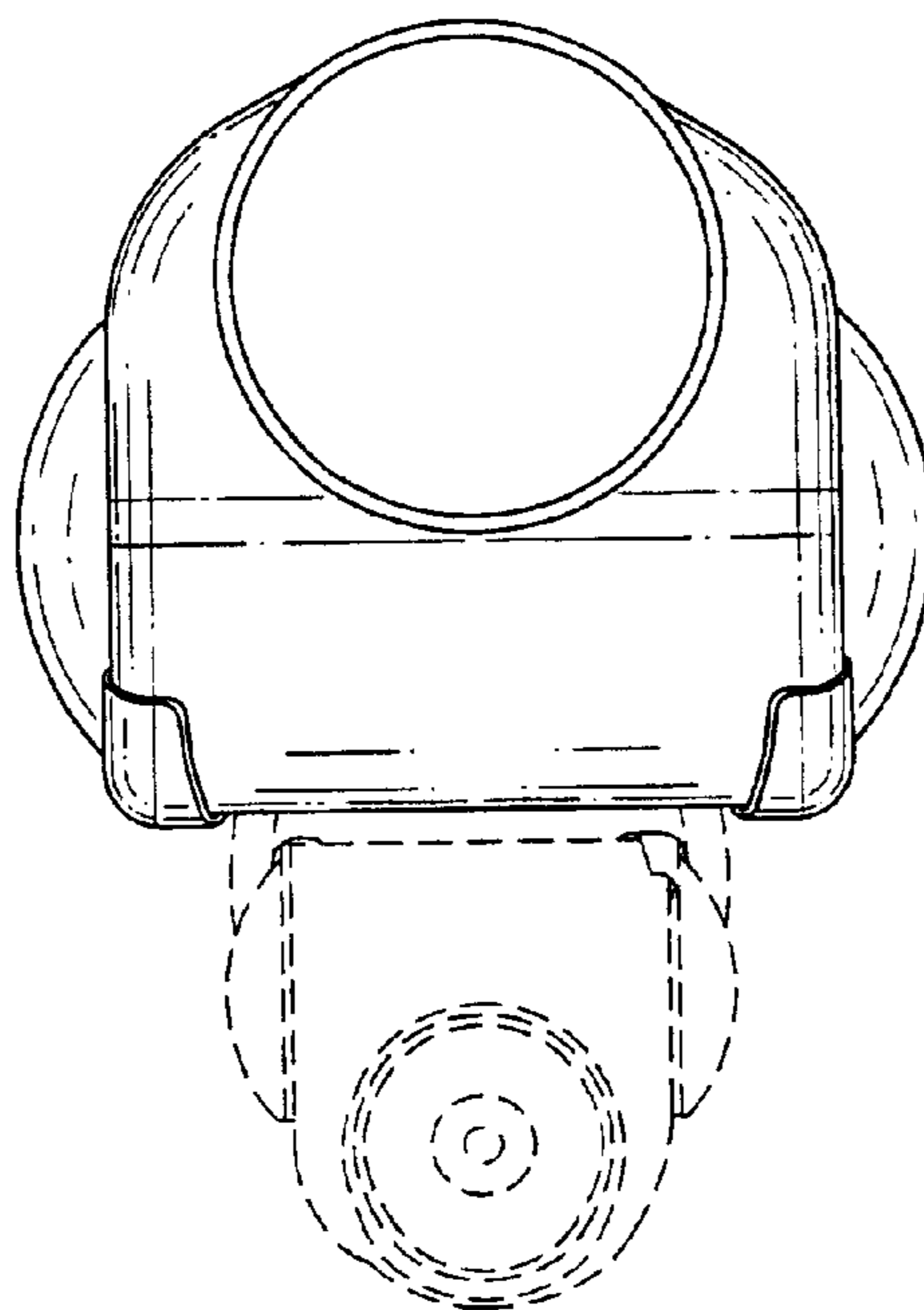
*FIG. 3*



*FIG. 4*



*FIG. 5*



*FIG. 6*