

US00D497812S1

(12) **United States Design Patent**
Modolo

(10) **Patent No.:** **US D497,812 S**

(45) **Date of Patent:** **** Nov. 2, 2004**

(54) **WRISTWATCH**

(75) **Inventor:** **Dino Modolo**, La Chaux-de-Fonds
(CH)

(73) **Assignee:** **Luxury Timepieces International SA**,
Cortailod (CH)

(**) **Term:** **14 Years**

(21) **Appl. No.:** **29/200,451**

(22) **Filed:** **Mar. 1, 2004**

(30) **Foreign Application Priority Data**

Sep. 1, 2003 (WO) DMA/006 111

(51) **LOC (7) Cl.** **10-02**

(52) **U.S. Cl.** **D10/32**

(58) **Field of Search** D10/1-40, 122-132;
368/276-277, 281-282, 285; D11/3-25;
63/1.1, 3, 5, 11; 224/164, 168, 178

(56) **References Cited**

U.S. PATENT DOCUMENTS

D386,978 S * 12/1997 Wunderman D10/32

D389,748 S * 1/1998 Kennedy D10/30
D390,126 S * 2/1998 Kennedy D10/32
D415,698 S * 10/1999 Gruosi D10/39
D480,653 S * 10/2003 Lo D10/32
D486,075 S * 2/2004 Frank D10/38

* cited by examiner

Primary Examiner—Nelson C. Holtje
(74) *Attorney, Agent, or Firm*—Sughrue Mion, PLLC

(57) **CLAIM**

The ornamental design for a wristwatch, as shown.

DESCRIPTION

FIG. 1 is a perspective view of the top, front and right side of a wristwatch showing my new design;
FIG. 2 is a front view thereof;
FIG. 3 is a rear view thereof;
FIG. 4 is a right side view thereof;
FIG. 5 is a left side view thereof;
FIG. 6 is a top view thereof; and,
FIG. 7 is a bottom view thereof.

1 Claim, 2 Drawing Sheets



FIG. 1

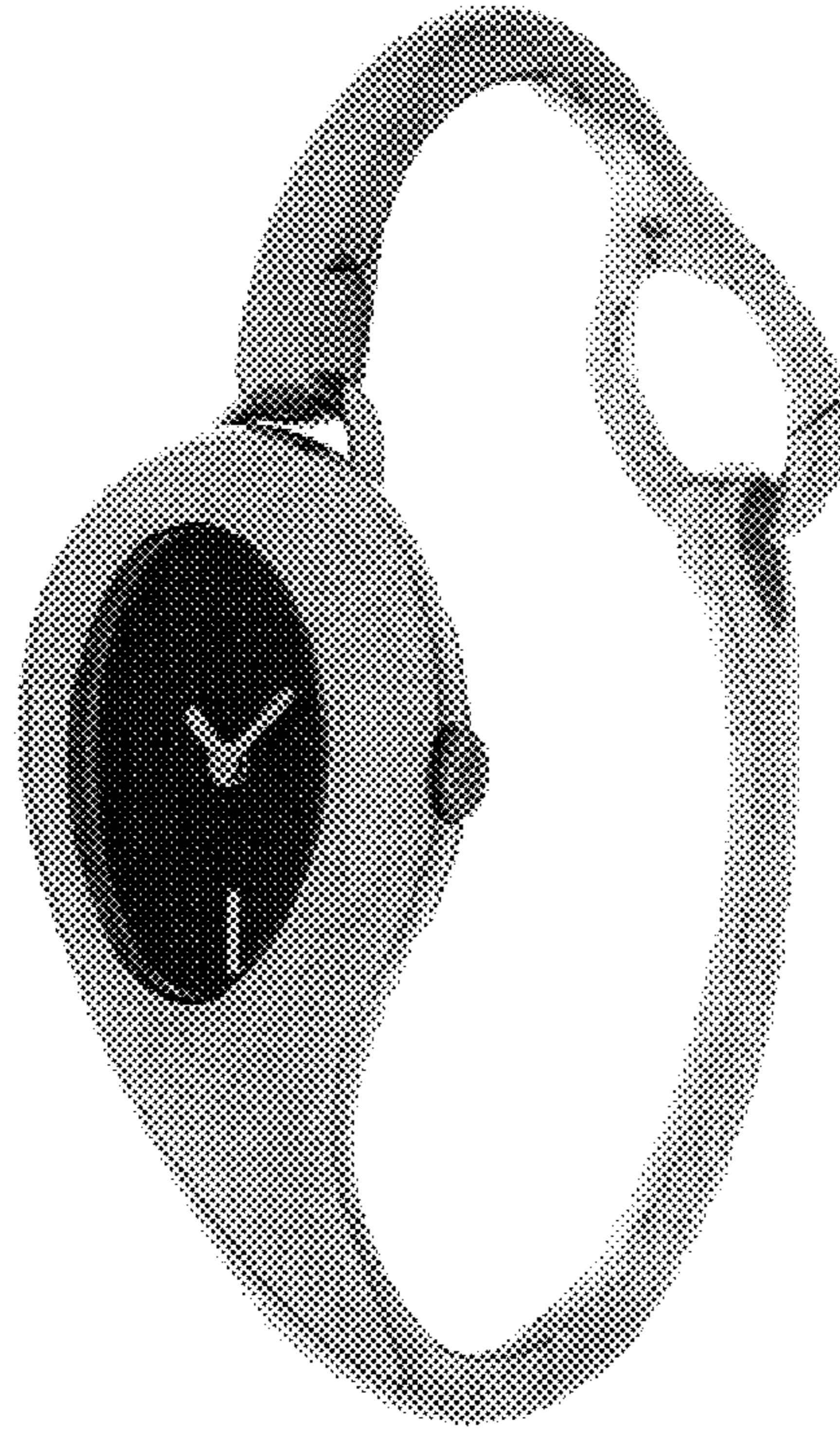


FIG. 2




FIG. 3




FIG. 4




FIG. 6

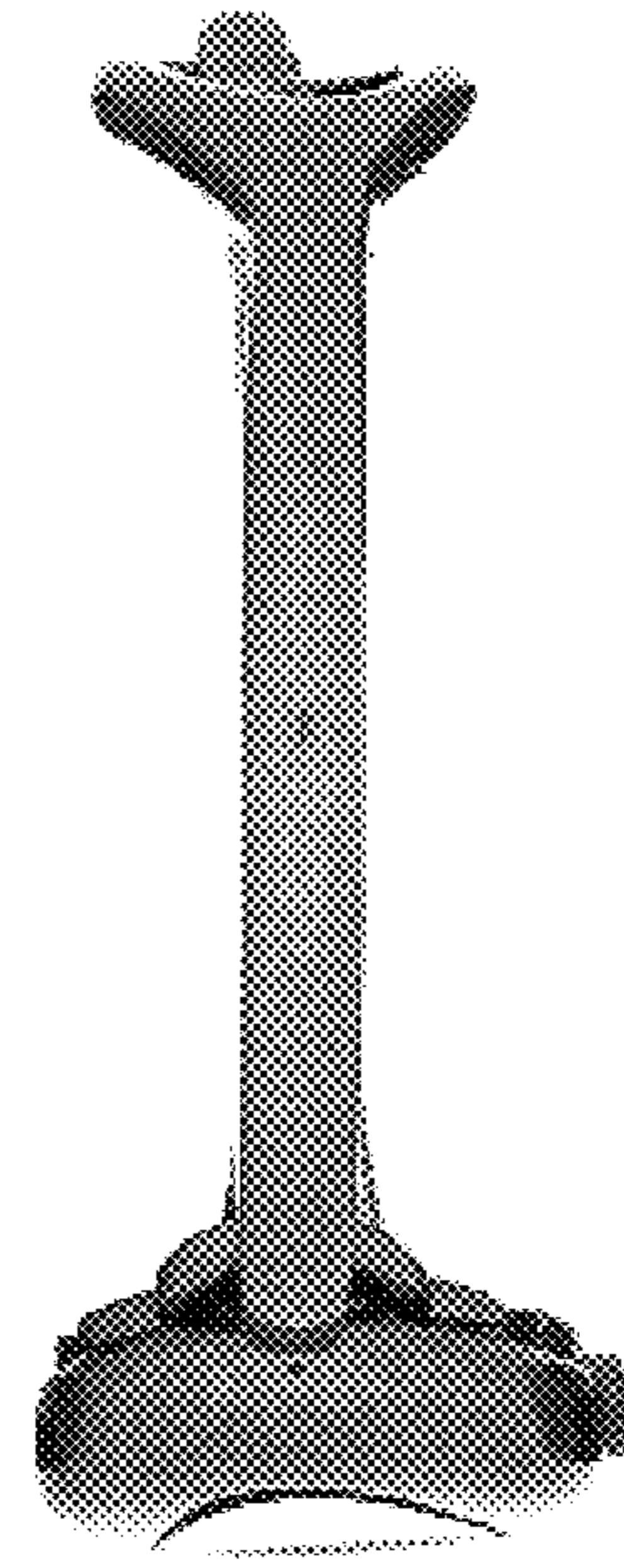


FIG. 5




FIG. 7

