

US00D497789S1

(12) **United States Design Patent**
Hung

(10) **Patent No.:** **US D497,789 S**

(45) **Date of Patent:** **** Nov. 2, 2004**

(54) **HAMMER HEAD**

D438,082 S * 2/2001 Stegner et al. D8/78
D474,667 S * 5/2003 Hung D8/75

(76) Inventor: **Yi-Kung Hung**, No. 29, Putou St.,
Lochin Li, Lukang Chen, Changhua
Hsien (TW)

* cited by examiner

Primary Examiner—Philip S. Hyder

(**) Term: **14 Years**

(57) **CLAIM**

(21) Appl. No.: **29/187,573**

The ornamental design for a hammer head, as shown and described.

(22) Filed: **Aug. 5, 2003**

DESCRIPTION

(51) **LOC (7) Cl.** **08-02**

(52) **U.S. Cl.** **D8/78**

(58) **Field of Search** D8/75, 76, 77,
D8/78, 79, 80, 81; 81/21, 22, 23; 7/143,
146

FIG. 1 is a perspective view of the hammer head showing my new design, wherein the hammer head is attached to a handle shown in broken lines;

FIG. 2 is a front elevational view thereof;

FIG. 3 is a rear elevational view thereof;

FIG. 4 is a left side view thereof;

FIG. 5 is a right side view thereof;

FIG. 6 is a top plane view thereof; and,

FIG. 7 is a bottom plane view thereof.


The broken line showing in FIGS. 1–7 is for illustrative purposes only and forms no part of the claimed design.

(56) **References Cited**

U.S. PATENT DOCUMENTS

D275,261 S * 8/1984 Crowder D8/75
D308,007 S * 5/1990 Ferguson et al. D8/75
D353,758 S * 12/1994 Frykman D8/78
D398,505 S * 9/1998 Gossage D8/78
5,988,020 A * 11/1999 Johnson 81/23

1 Claim, 5 Drawing Sheets






FIG. 1

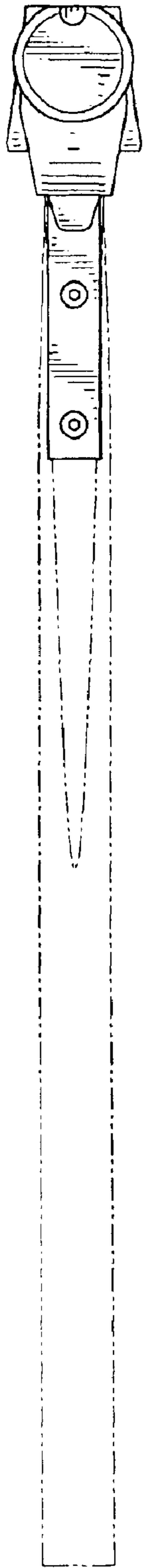


FIG. 2




FIG. 3




FIG.4

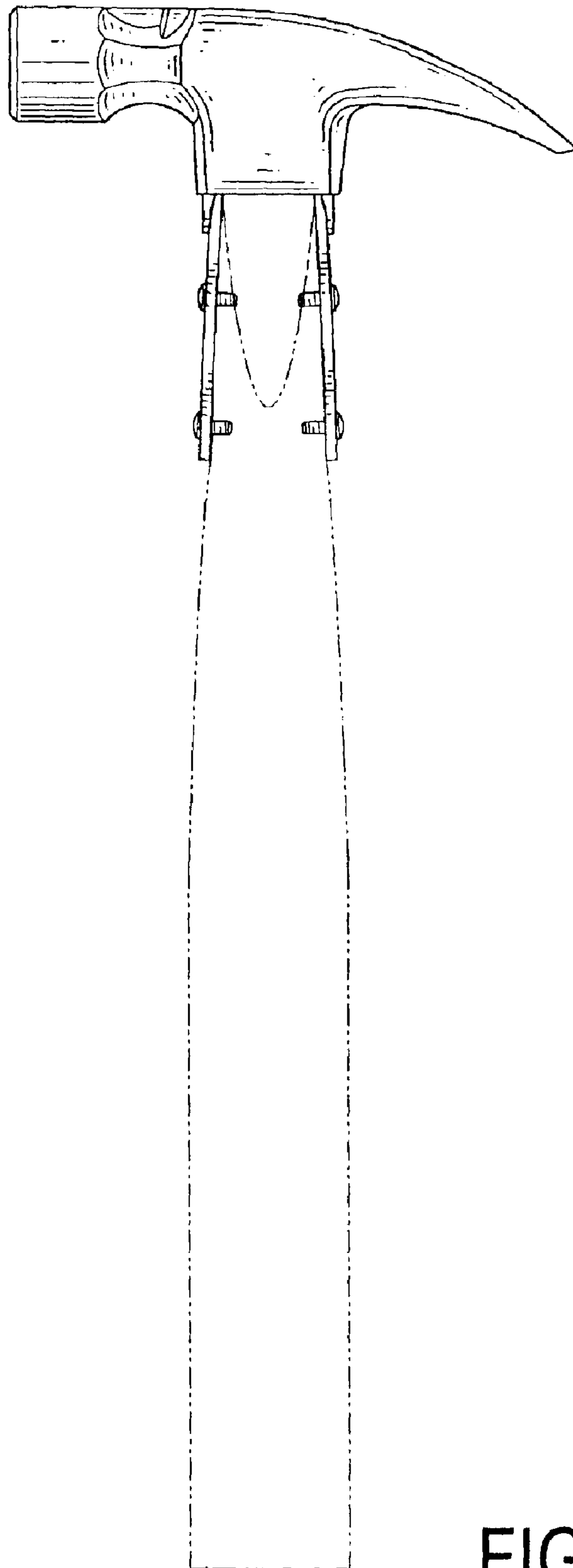


FIG.5

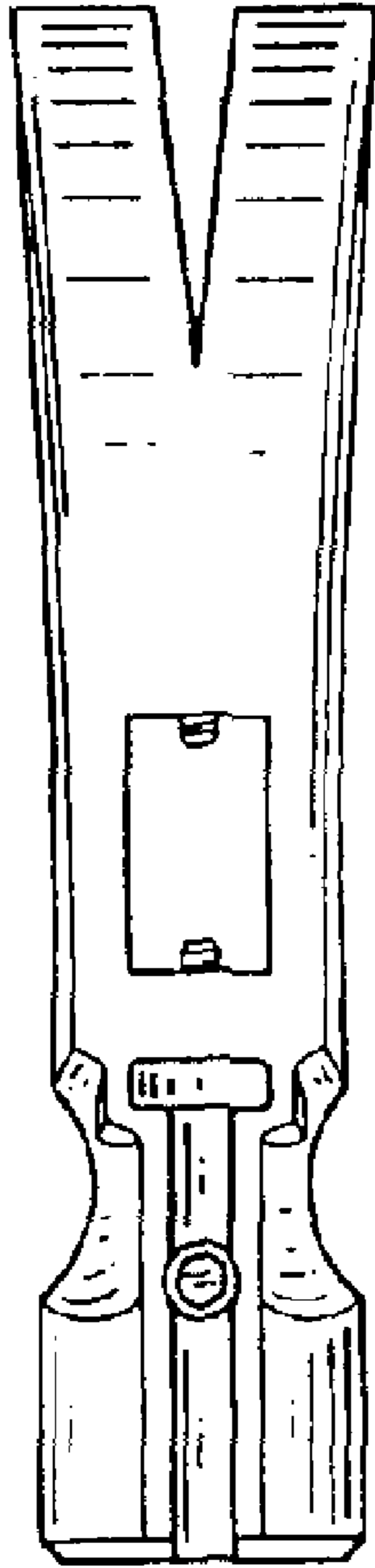


FIG. 6

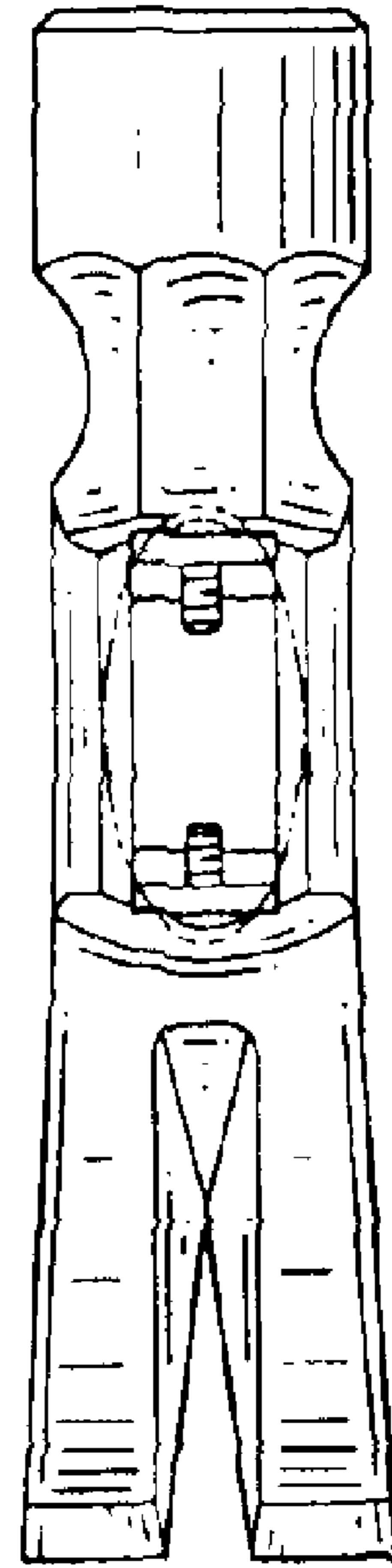


FIG. 7