

US00D497787S1

(12) **United States Design Patent** (10) **Patent No.:** **US D497,787 S**
Liao (45) **Date of Patent:** **** Nov. 2, 2004**

(54) **AIR IMPACT WRENCH**

(76) Inventor: **Chi-Shen Liao**, No. 250, Cheng-Kung
2 Rd., Da-Li City, Taichung Hsien
(TW)

(**) Term: **14 Years**

(21) Appl. No.: **29/200,950**

(22) Filed: **Mar. 9, 2004**

(51) **LOC (7) Cl.** **08-05**

(52) **U.S. Cl.** **D8/68**

(58) **Field of Search** D8/14.1, 61, 62,
D8/63, 64, 65, 66, 67, 68, 69, 70; 81/57.11,
429, 464, 465, 466, 469, 489; 173/13, 169,
178, 213, 217; 227/8, 114, 120, 130, 136,
142; 310/50; 408/20, 124, 125, 234, 241 R;
451/358

(56) **References Cited**

U.S. PATENT DOCUMENTS

D205,091 S	*	6/1966	Averitt	D8/68
3,352,368 A	*	11/1967	Maffey, Jr.	D8/68
D223,134 S	*	3/1972	Bunyea	D8/68
3,759,336 A	*	9/1973	Marcovitz et al.	408/20
D256,980 S	*	9/1980	Adams et al.	D8/68
D261,222 S	*	10/1981	Bunyea	D8/68
D339,726 S	*	9/1993	Bruno et al.	D8/68
D388,678 S	*	1/1998	Bantly et al.	D8/68
D393,580 S	*	4/1998	Bantly et al.	D8/68
D403,564 S	*	1/1999	Izumisawa	D8/68
5,918,686 A	*	7/1999	Izumisawa	173/169
5,924,497 A	*	7/1999	Spooner et al.	173/169
5,992,539 A	*	11/1999	Lin	173/169
6,062,323 A	*	5/2000	Pusateri et al.	173/169
D434,297 S	*	11/2000	Iritani et al.	D8/68
D434,298 S	*	11/2000	Izumisawa	D8/68

D434,958 S	*	12/2000	Izumisawa	D8/68
D436,818 S	*	1/2001	Izumisawa	D8/68
D437,760 S	*	2/2001	Izumisawa	D8/68
D441,628 S	*	5/2001	Bass et al.	D8/68
D460,335 S	*	7/2002	Morgan	D8/68
D461,110 S	*	8/2002	Izumisawa	D8/68
D467,782 S	*	12/2002	Morgan	D8/68
D469,673 S	*	2/2003	Sliker et al.	D8/68
D472,782 S	*	4/2003	Pusateri et al.	D8/68
D476,210 S	*	6/2003	Chen	D8/68
D477,512 S	*	7/2003	Liu et al.	D8/68
D477,761 S	*	7/2003	Liu et al.	D8/68
D477,977 S	*	8/2003	Liu	D8/68
D482,947 S	*	12/2003	Lin	D8/68
D489,240 S	*	5/2004	Bartfeld et al.	D8/68
2002/0125021 A1	*	9/2002	Tseng	173/169
2002/0152848 A1	*	10/2002	Johnson	81/465

* cited by examiner

Primary Examiner—Joel Sincavage

Assistant Examiner—T. Chase Nelson

(74) *Attorney, Agent, or Firm*—Varndell & Varndell, PLLC

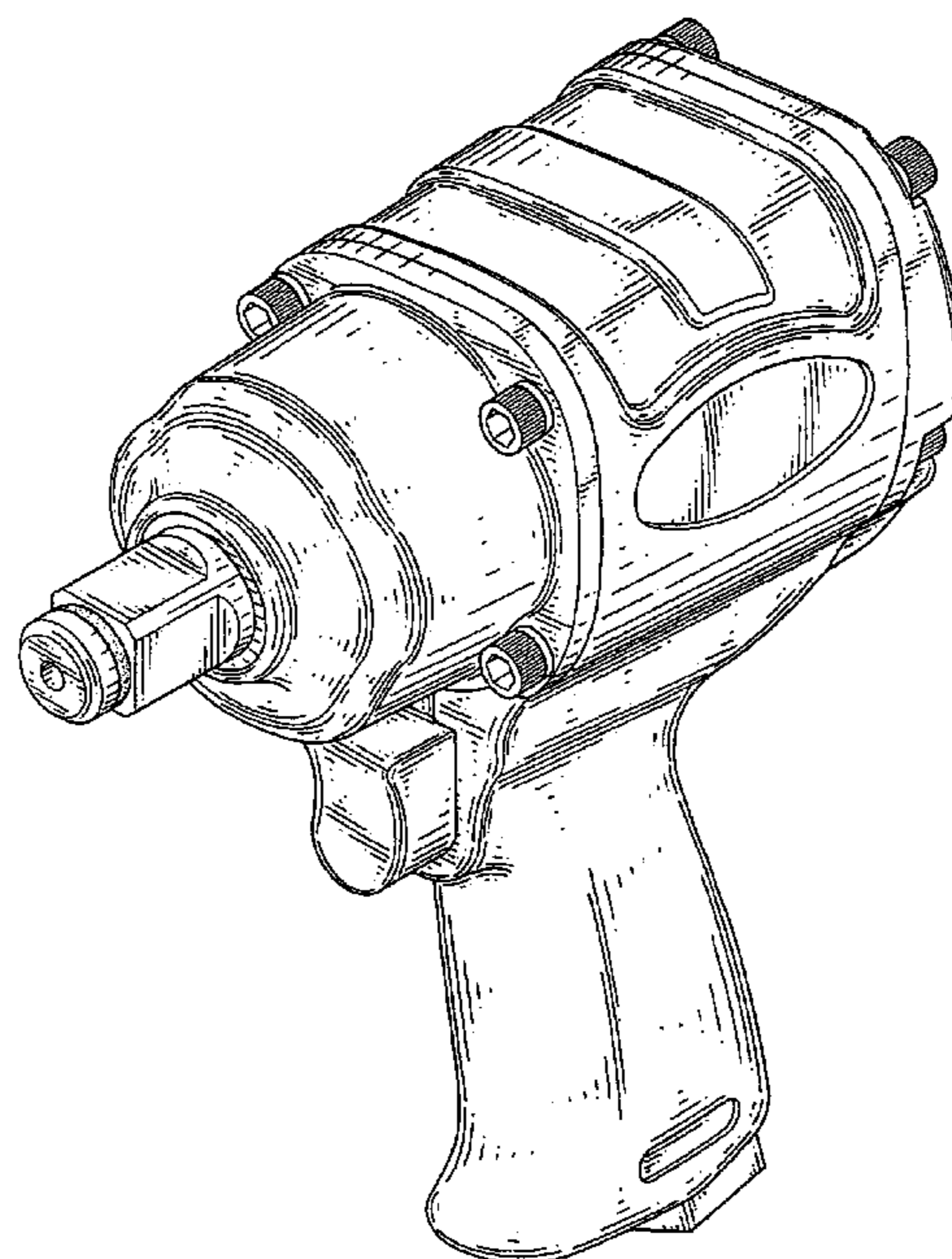
(57) **CLAIM**

The ornamental design for an air impact wrench, as shown.

DESCRIPTION

FIG. 1 is a front and left side perspective view of an air impact wrench, showing my new design.
FIG. 2 is a front elevational view thereof;
FIG. 3 is a rear elevational view thereof;
FIG. 4 is a left side elevational view thereof;
FIG. 5 is a right side elevational view thereof;
FIG. 6 is a top plan view thereof;
FIG. 7 is a bottom plan view thereof; and,
FIG. 8 is a rear and right side perspective view thereof.

1 Claim, 6 Drawing Sheets



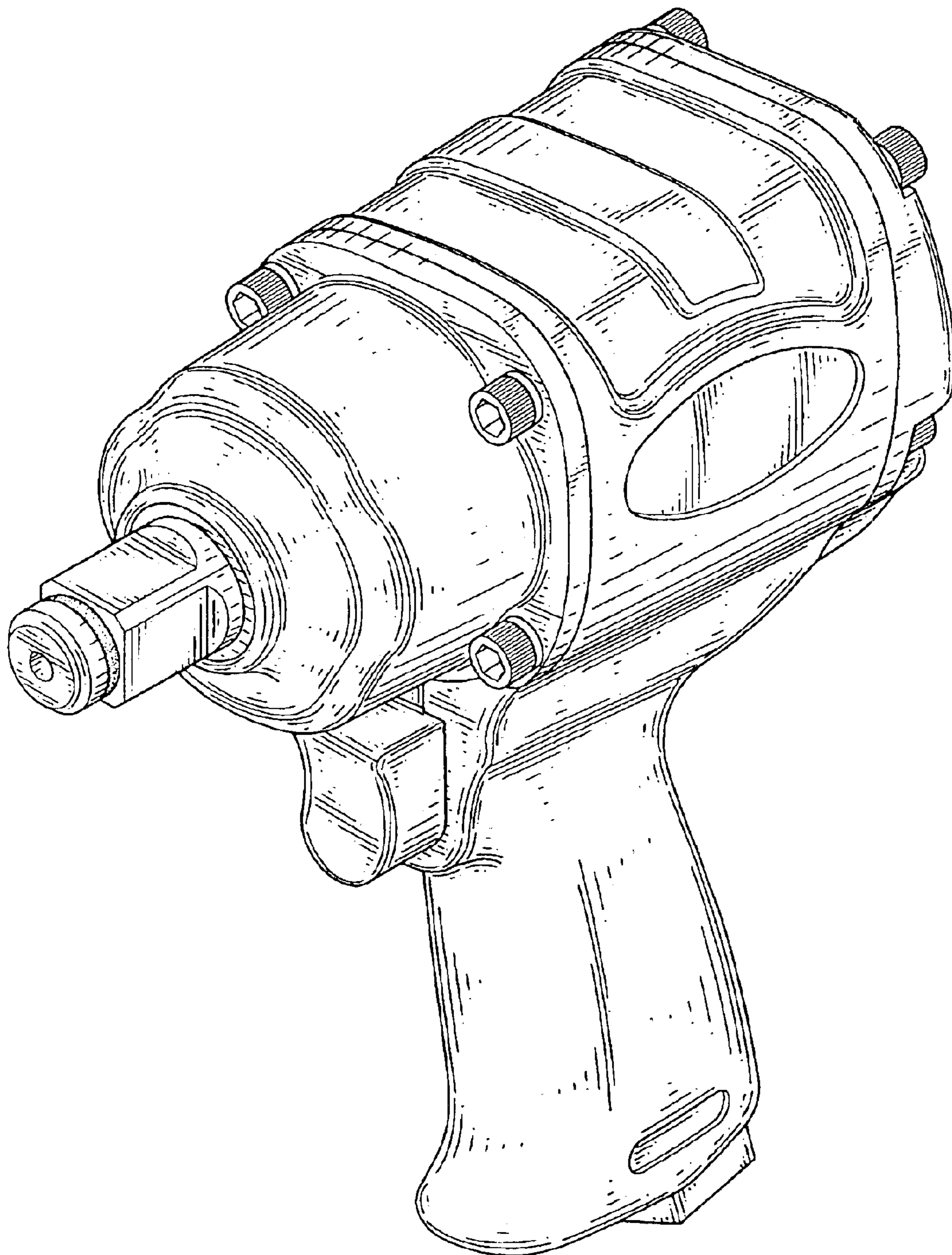


FIG. 1




FIG.2

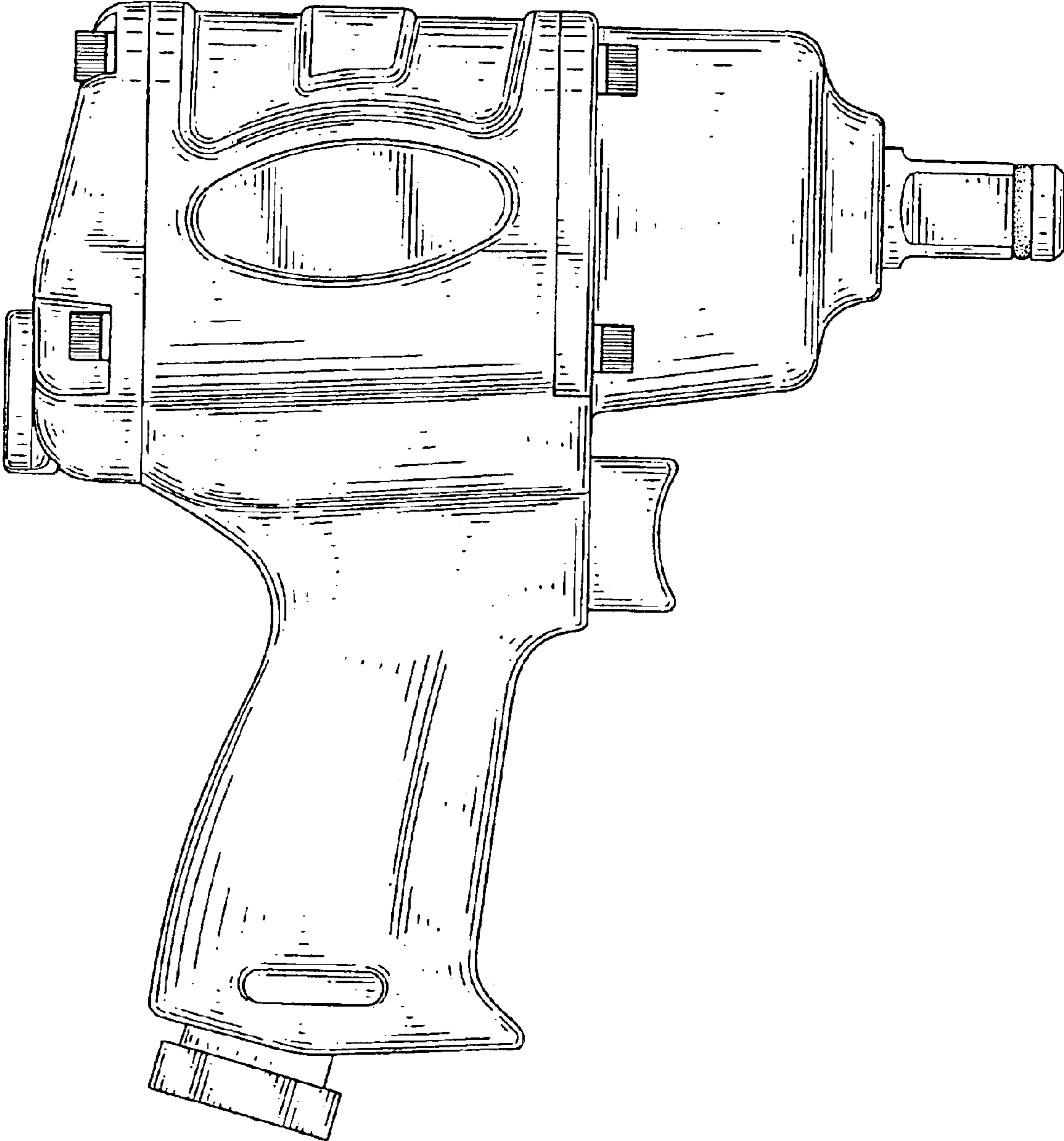


FIG.3

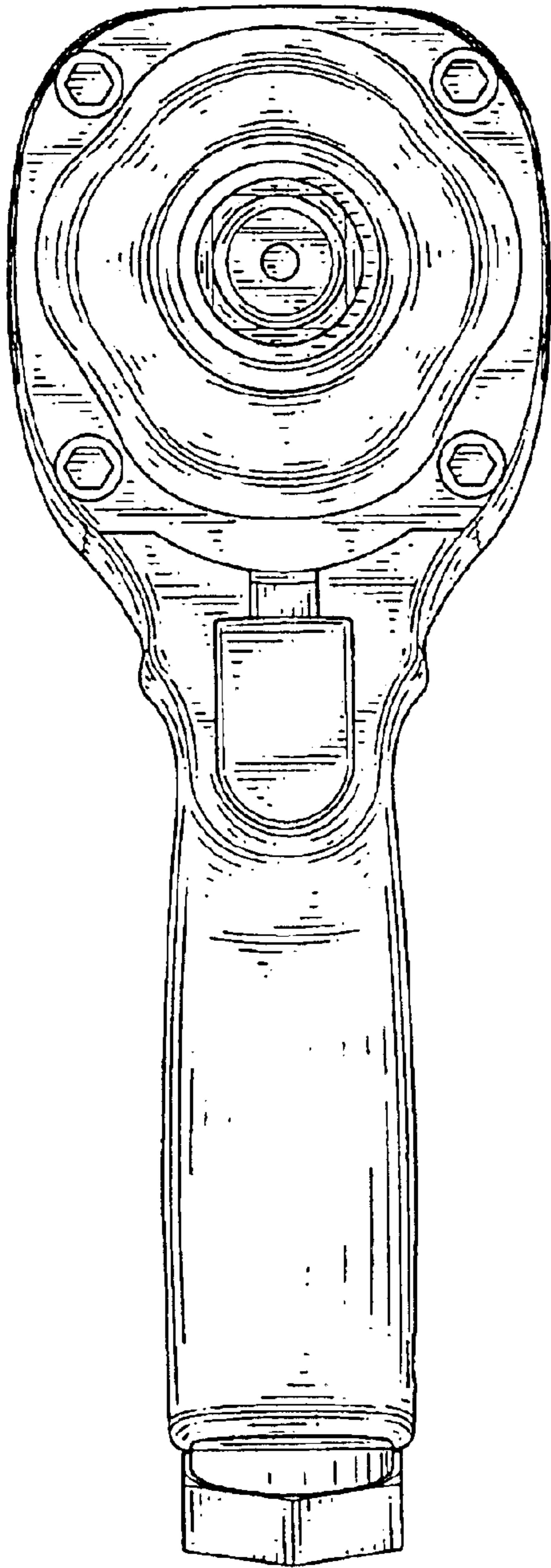


FIG. 4

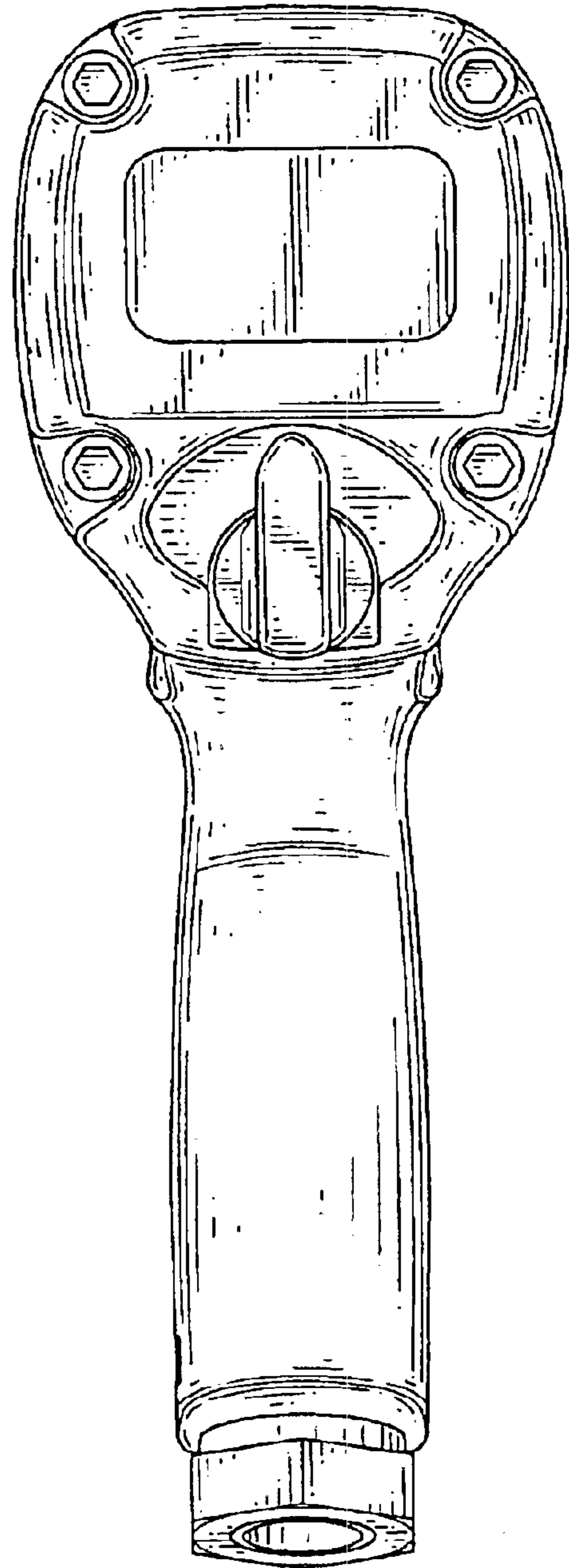


FIG. 5

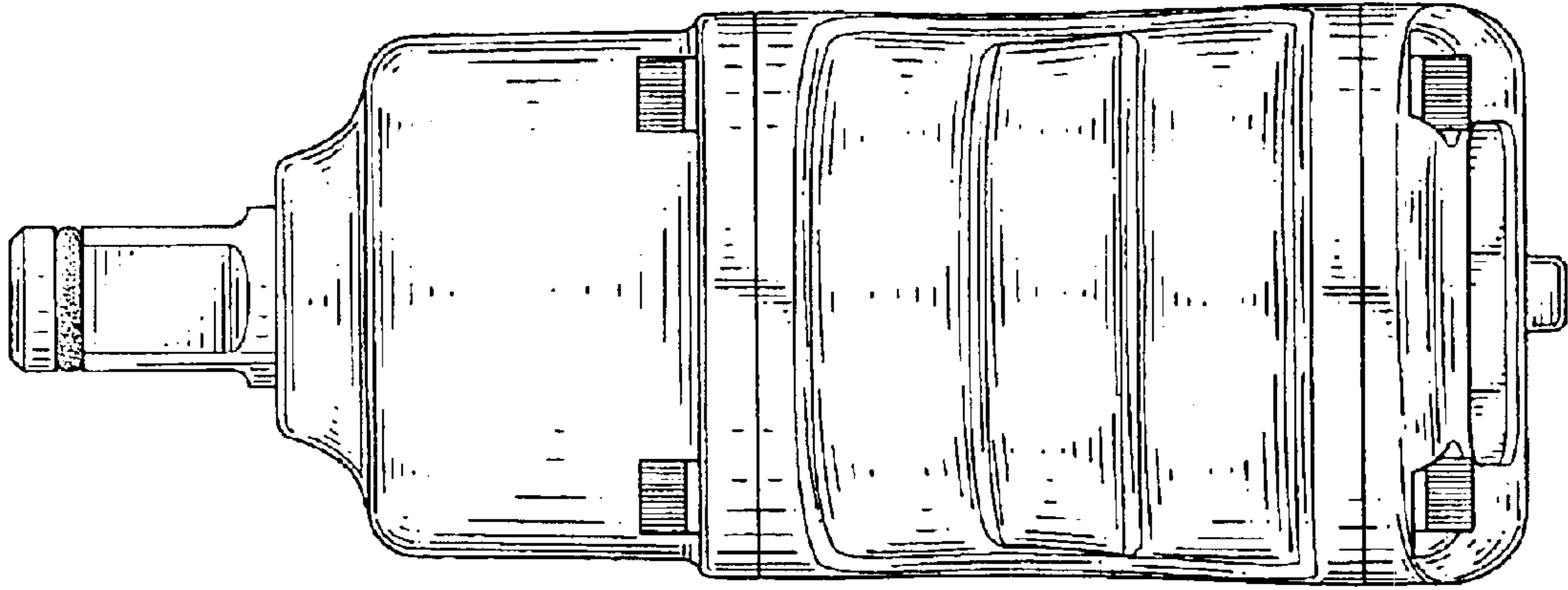


FIG. 6

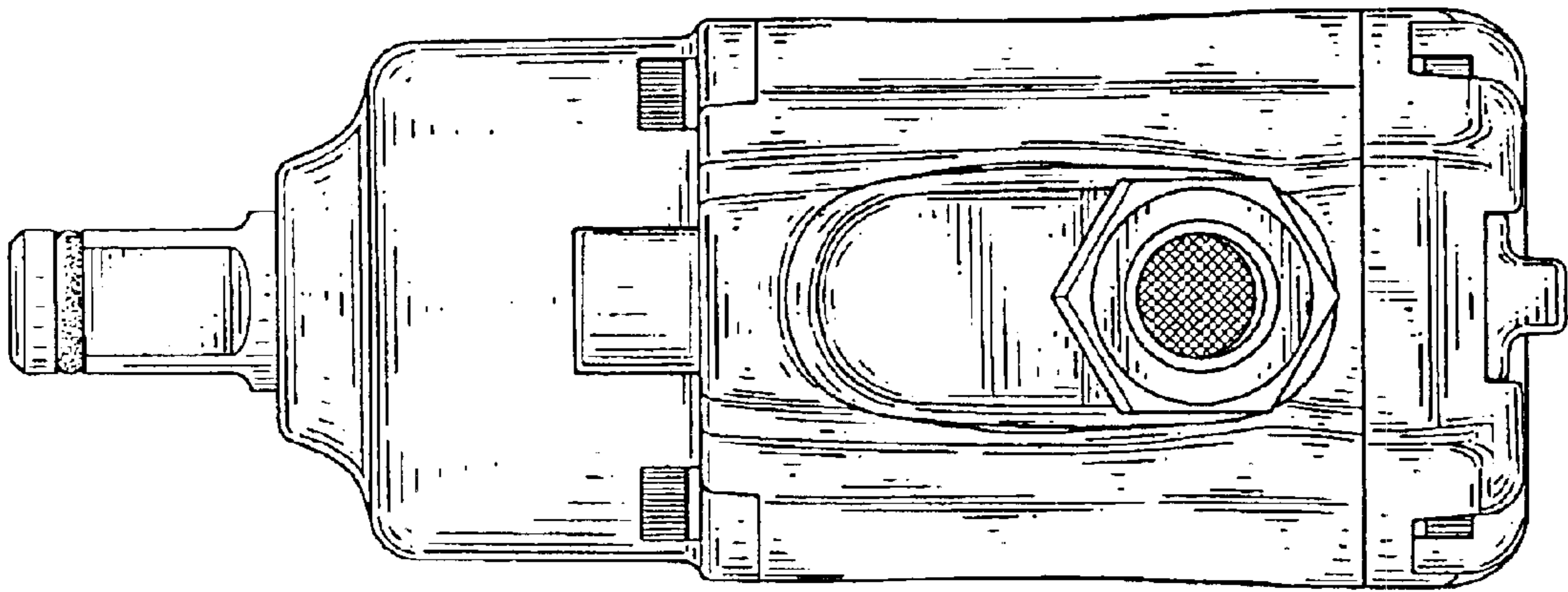


FIG. 7

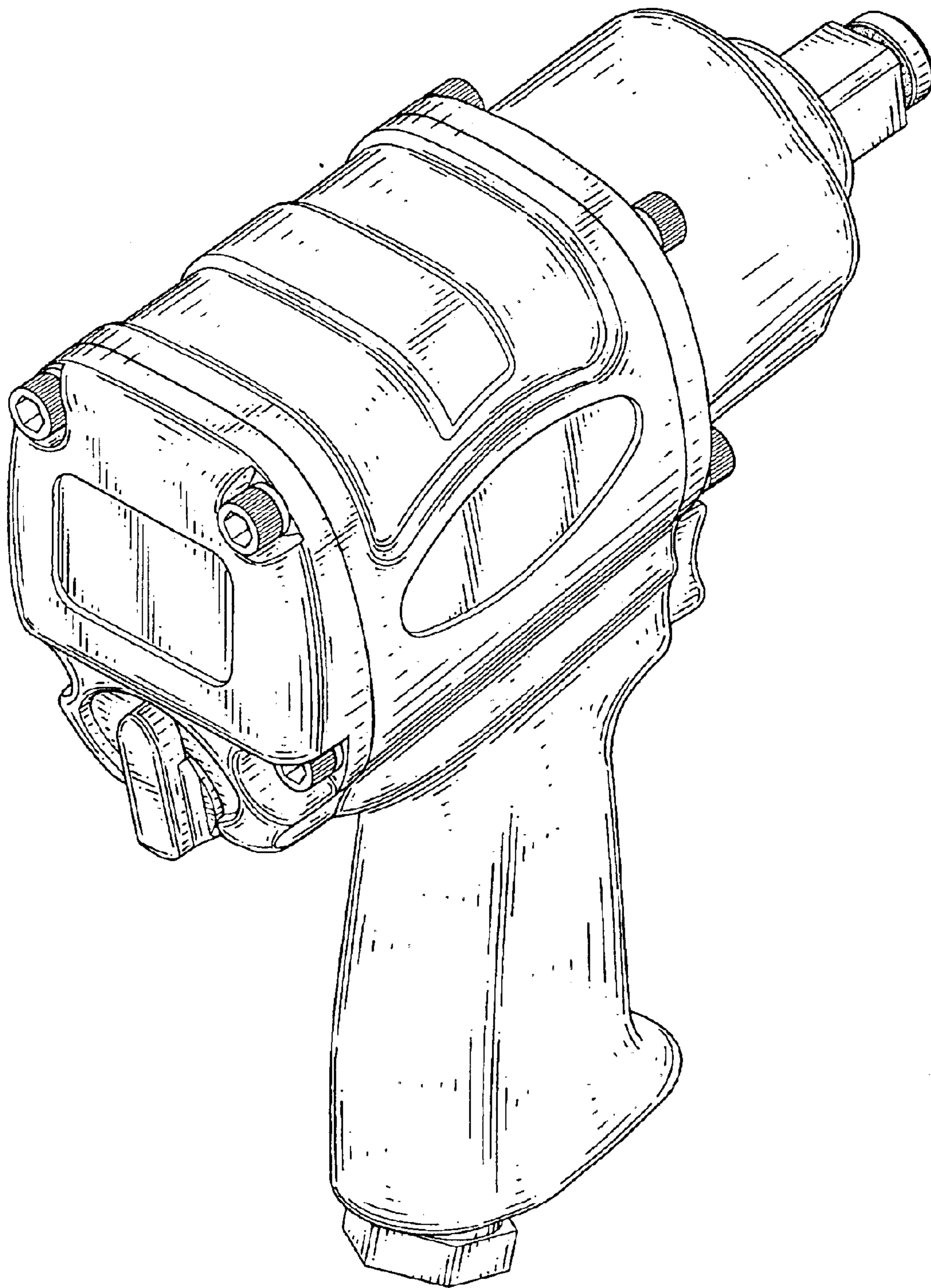


FIG.8