



US00D497774S1

(12) **United States Design Patent** (10) **Patent No.:** **US D497,774 S**
Smith et al. (45) **Date of Patent:** **** Nov. 2, 2004**

(54) **ERGONOMIC DISPOSABLE PLATE**
(75) Inventors: **Stephen A. Smith**, Naperville, IL (US); **Warren Giles Wiedmeyer**, Trevor, WI (US); **John Stewart Gitschlag**, Chicago, IL (US); **James Tam Joines, Jr.**, Gurnee, IL (US); **Kimberly Vaile Healy**, Chicago, IL (US); **Bryce G. Rutter**, St. Louis, MO (US); **John Howard Loudenslager**, Phoenix, AZ (US); **Brian C. Bone**, St. Louis, MO (US); **Jan R. Stillerman**, Phoenix, AZ (US)

2,700,284 A 1/1955 Lyon, Jr.
D184,875 S 4/1959 Johnson
D185,067 S 5/1959 Clark, Jr.
D211,697 S * 7/1968 Collie D7/560
D232,293 S * 8/1974 Christian et al. D7/586
D244,245 S * 5/1977 Jensen D7/586
D244,247 S 5/1977 Jensen
D248,076 S 6/1978 Christian
D265,707 S * 8/1982 Pickard D7/545
D288,050 S 2/1987 Fox et al.
D296,640 S 7/1988 Miller

(List continued on next page.)

(73) Assignee: **Solo Cup Company**, Highland Park, IL (US)
(**) Term: **14 Years**
(21) Appl. No.: **29/182,719**
(22) Filed: **May 30, 2003**

Die Modemen, *Schoner Wohnen*, Jul., 1989, p. 94.
Photos 1(a)–1(d) of plate; Hema B.V. Postbus 23220 1100 DS, Amsterdam, Netherlands, date unknown.
Photos 2(a)–2(e) of bowl; Hema B.V. Postbus 23220 1100 DS, Amsterdam, Netherlands, date unknown.

Primary Examiner—M. N. Pandozzi
(74) *Attorney, Agent, or Firm*—Wallenstein Wagner & Rockey, Ltd.

Related U.S. Application Data

(63) Continuation-in-part of application No. 10/277,010, filed on Oct. 21, 2002.
(51) **LOC (7) Cl.** **07-01**
(52) **U.S. Cl.** **D7/543; D7/545; D7/587; D7/554.2**
(58) **Field of Search** D7/402, 354, 359, D7/360, 396.1, 393, 560, 545, 543, 548, 554.2, 552.1, 587, 586, 554.3; D9/434, 424, 425, 428; D11/156; 99/339; 220/671, 574, 573, 575, 23.83, 23.87; 206/217, 502, 557, 542, 519, 515; 229/4.5, 407

OTHER PUBLICATIONS

CLAIM

(57) We claim the ornamental Design for an ergonomic disposable plate, as shown and described.

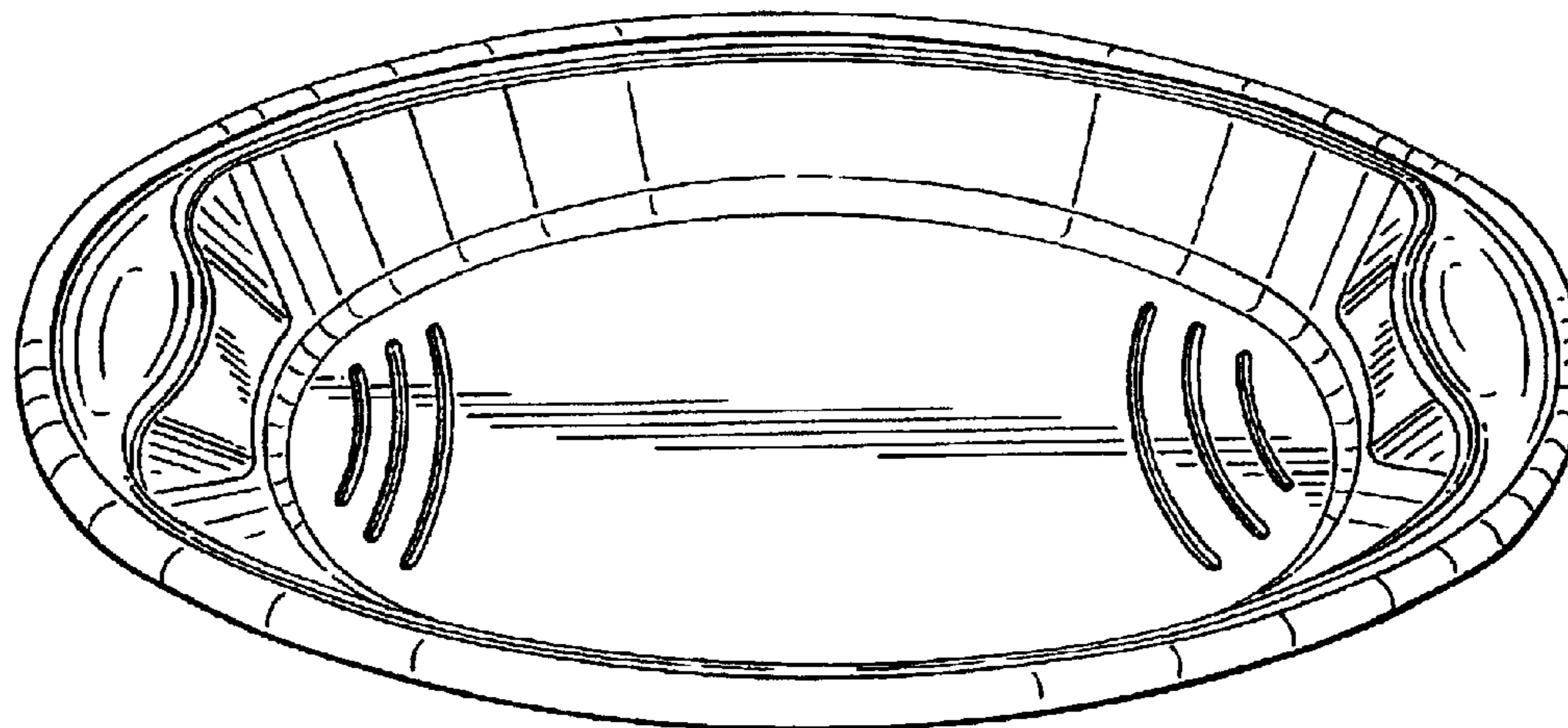
DESCRIPTION

FIG. 1 is a perspective view of an ergonomic disposable plate.
FIG. 2 is a front elevation view of the plate of FIG. 1, with an opposite view being identical thereto;
FIG. 3 is a side elevation view of the plate of FIG. 1, with an opposite view being identical thereto;
FIG. 4 is a top plan view of the plate of FIG. 1;
FIG. 5 is a bottom plan view of the plate of FIG. 1;
FIG. 6 is a cross-sectional view thereof, taken along line 6—6 of FIG. 4; and,
FIG. 7 is a cross-sectional view thereof, taken along line 7—7 of FIG. 5.

(56) **References Cited**
U.S. PATENT DOCUMENTS

1,440,070 A 12/1922 Fry
D88,343 S 11/1932 Dowd
D157,823 S * 3/1950 Wright D7/545
D166,934 S 6/1952 Slobodkin

1 Claim, 3 Drawing Sheets



US D497,774 S

Page 2

U.S. PATENT DOCUMENTS

D303,196 S	9/1989	Unger		D408,686 S	*	4/1999	Lillelund et al.	D7/554.2
D310,930 S	10/1990	Unger		D417,584 S		12/1999	Lillelund et al.		
4,966,295 A	10/1990	Parrish		D420,856 S		2/2000	Yeo et al.		
D312,750 S	12/1990	Unger		D424,881 S		5/2000	Sundberg		
D313,922 S	1/1991	Scherer		D432,360 S		10/2000	Greene		
D314,884 S	2/1991	Unger		D433,878 S	*	11/2000	Joergensen	D7/552.1
D322,539 S	* 12/1991	Unger	D434,605 S		12/2000	Littlejohn et al.		
D322,737 S	* 12/1991	Unger	D438,063 S		2/2001	Indekeu		
D337,025 S	7/1993	Merwin et al.		D445,303 S		7/2001	Littlejohn et al.		
D337,485 S	7/1993	Merwin et al.		D445,304 S		7/2001	Littlejohn et al.		
D345,893 S	4/1994	Jaworski		D450,221 S		11/2001	Littlejohn et al.		
D346,934 S	5/1994	Littlejohn		D452,118 S		12/2001	Benson		
D370,598 S	* 6/1996	Koch	D452,417 S		12/2001	Whitmore et al.		
D373,053 S	* 8/1996	Allegre	6,401,955 B1		6/2002	Yang		
D373,509 S	9/1996	Bormioli		6,401,962 B1		6/2002	Littlejohn et al.		
D376,295 S	12/1996	Ahern, Jr. et al.		D466,762 S	*	12/2002	Cote et al.	D7/545
5,607,077 A	3/1997	Torkelson		D470,006 S	*	2/2003	Cooper et al.	D7/360
5,662,240 A	9/1997	Norris		D475,579 S	*	6/2003	Jorgensen	D7/545
D386,048 S	11/1997	Bebawey		D477,187 S	*	7/2003	McCallister et al.	D7/545
5,695,052 A	12/1997	Damato		D480,604 S	*	10/2003	Lillelund et al.	D7/543
5,758,773 A	6/1998	Clements		D487,214 S	*	3/2004	Rutter et al.	D7/393
D405,561 S	2/1999	Willinger et al.		D487,669 S	*	3/2004	Rutter et al.	D7/396.1

* cited by examiner

FIG. 1

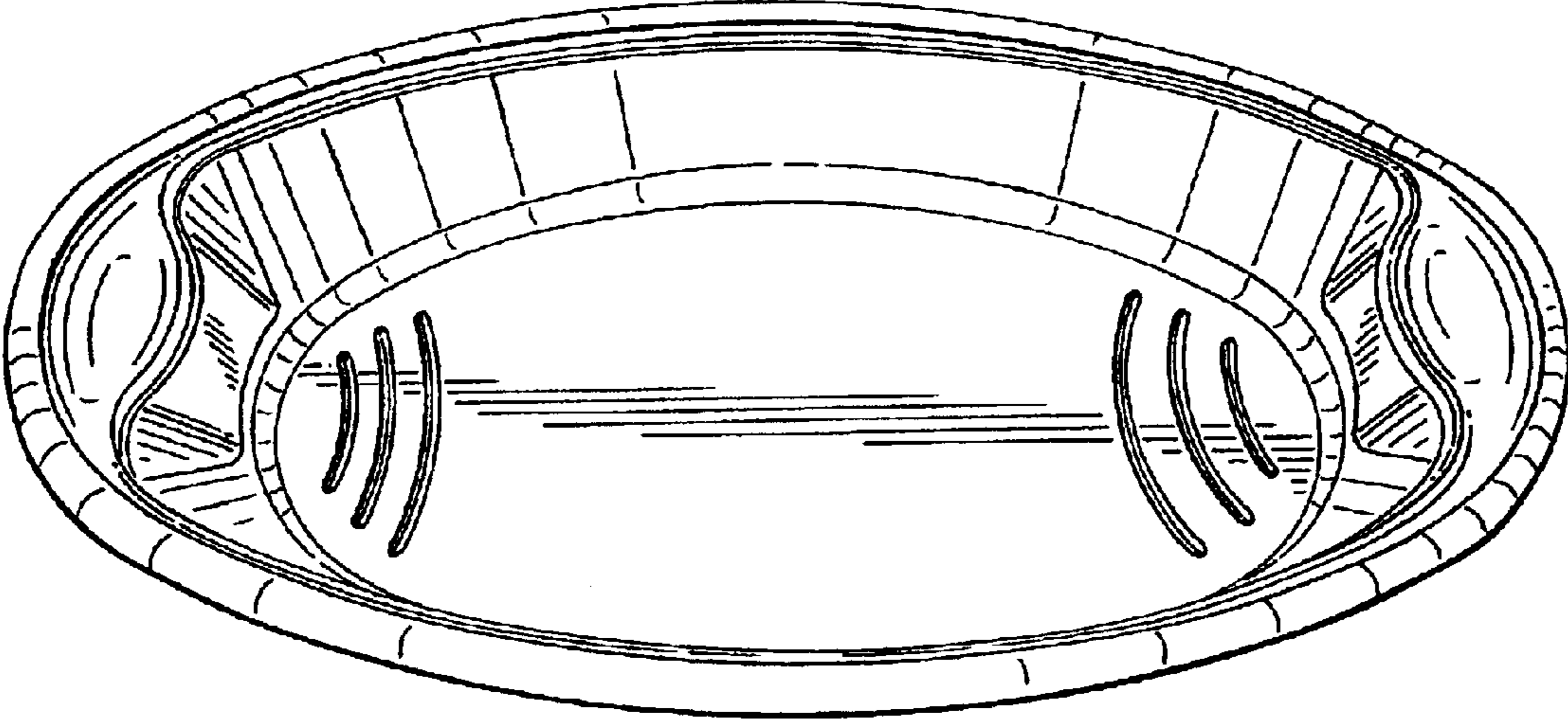


FIG. 2




FIG. 3



FIG. 4

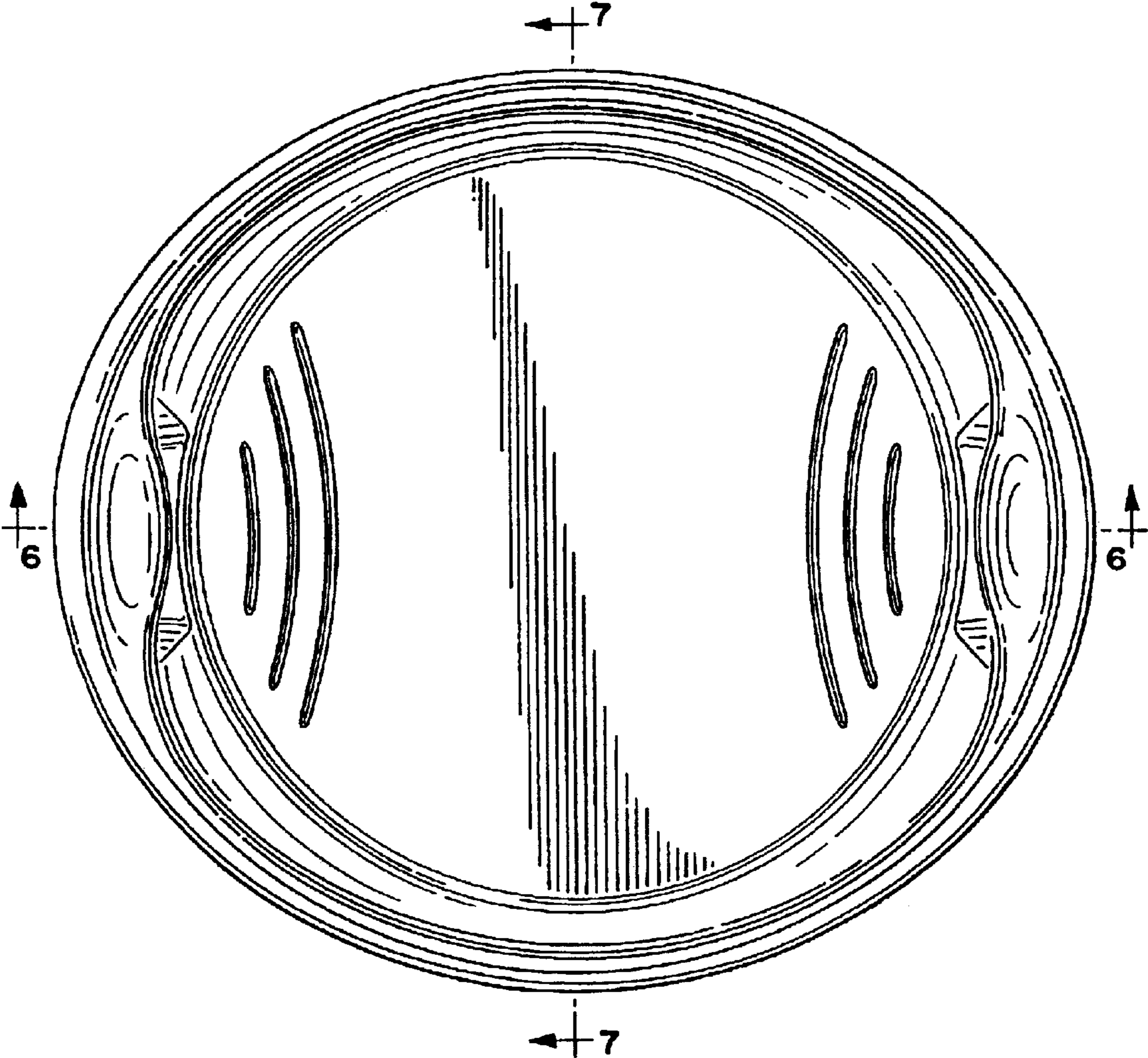


FIG. 5




FIG. 6




FIG. 7

