

US00D497768S1

(12) **United States Design Patent**
Since et al.

(10) **Patent No.: US D497,768 S**

(45) **Date of Patent: ** Nov. 2, 2004**

(54) **MUG WARMER**

(75) Inventors: **Guillaume Jean Since**, Hong Kong (HK); **Samantha Dreimann**, Lake Forest, IL (US)

(73) Assignee: **Salton, Inc.**, Lake Forest, IL (US)

(**) Term: **14 Years**

(21) Appl. No.: **29/188,846**

(22) Filed: **Aug. 25, 2003**

(51) **LOC (7) Cl.** **07-02**

(52) **U.S. Cl.** **D7/362**

(58) **Field of Search** D7/362-367, 402-405, D7/407, 301, 323, 326; D1/129-130; 219/432-433, 443.1, 520, 533; 126/390; 99/323.3

(56) **References Cited**

U.S. PATENT DOCUMENTS

4,185,614 A	*	1/1980	Egawa	126/265
4,463,664 A	*	8/1984	Peace	99/323.3
4,829,981 A	*	5/1989	Burrell	126/265
D308,154 S	*	5/1990	Tow	D7/326
D312,747 S	*	12/1990	Keung	D7/367
5,054,465 A	*	10/1991	Chern	126/39 R

D388,509 S	*	12/1997	Hsiao	D23/332
D396,935 S	*	8/1998	Trullas	D1/101
6,072,161 A	*	6/2000	Stein	219/432
D442,350 S	*	5/2001	Atwell	D1/120
6,314,867 B1	*	11/2001	Russell	99/323.3
D458,003 S	*	6/2002	Weldon et al.	D1/129
6,403,928 B1	*	6/2002	Ford	219/432

* cited by examiner

Primary Examiner—Ruth McInroy

(74) *Attorney, Agent, or Firm*—Sonnenschein Nath & Rosenthal LLP

(57) **CLAIM**

The ornamental design for a mug warmer, as shown and described.

DESCRIPTION

FIG. 1 is a front elevation of a mug warmer showing our new design;

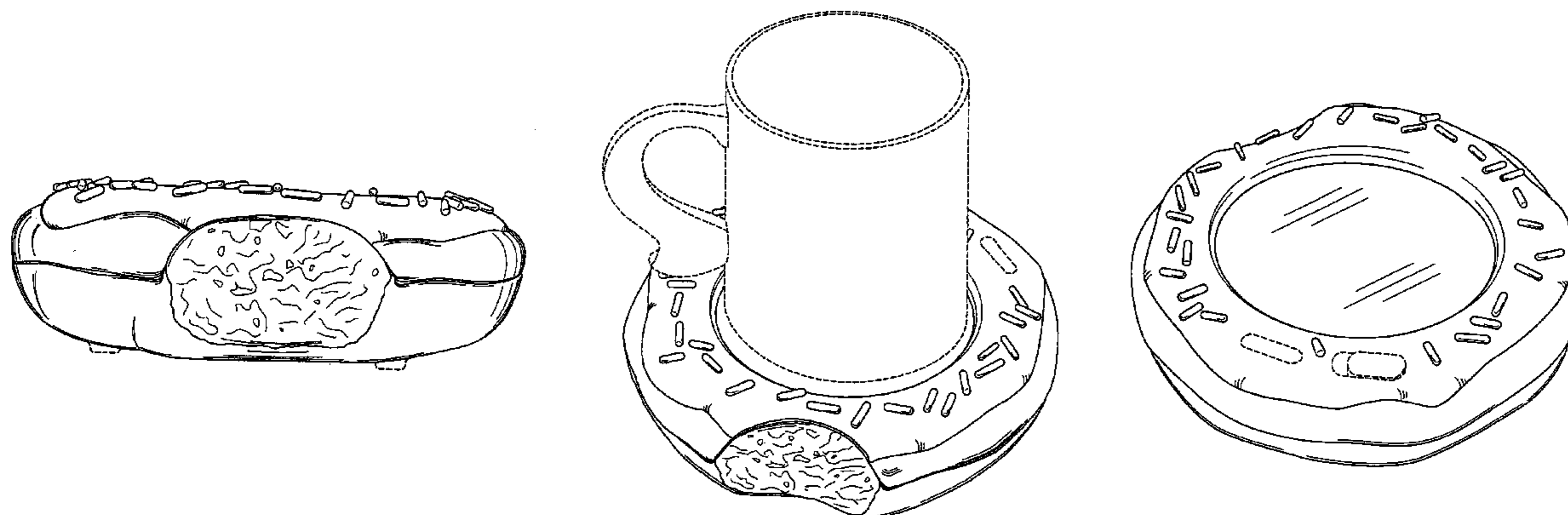
FIG. 2 is a back elevational view thereof;

FIG. 3 is a front perspective view thereof; and,

FIG. 4 is a back perspective view thereof.

The details shown in broken lines are for illustrative purposes only and form no part of the claimed design.

1 Claim, 3 Drawing Sheets



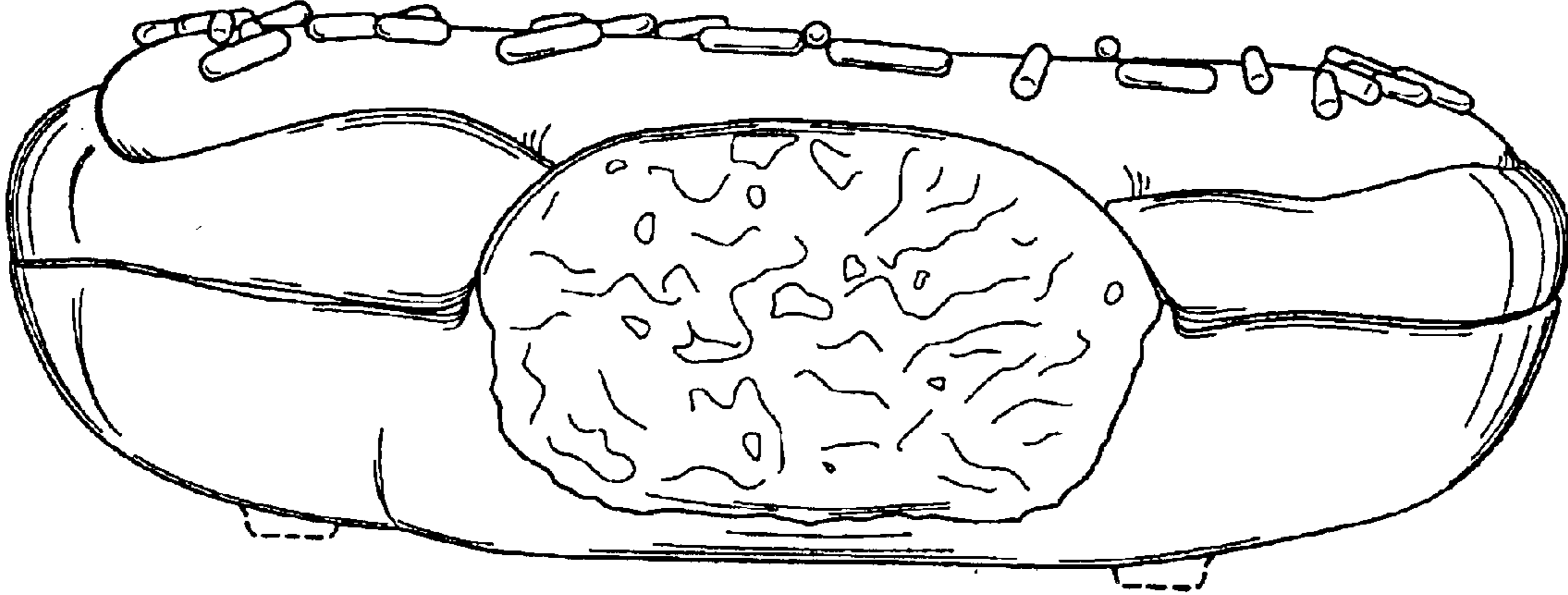


Fig. 1

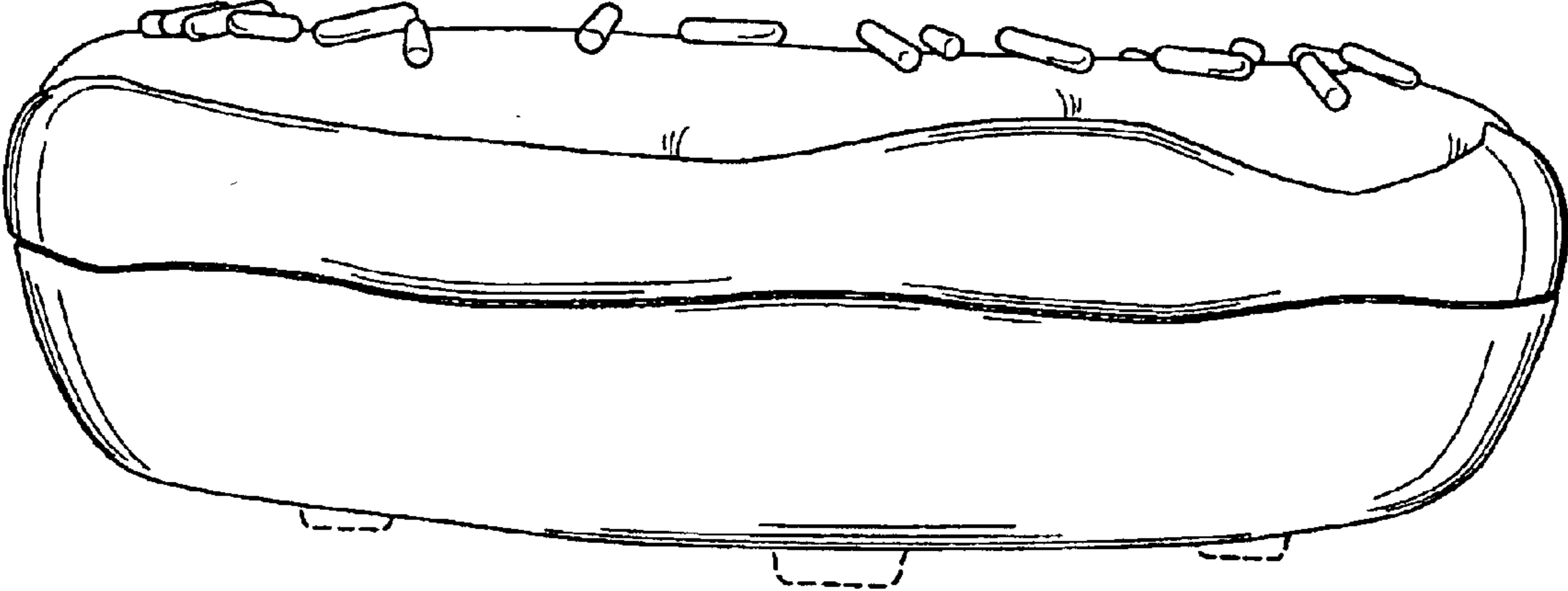


Fig. 2

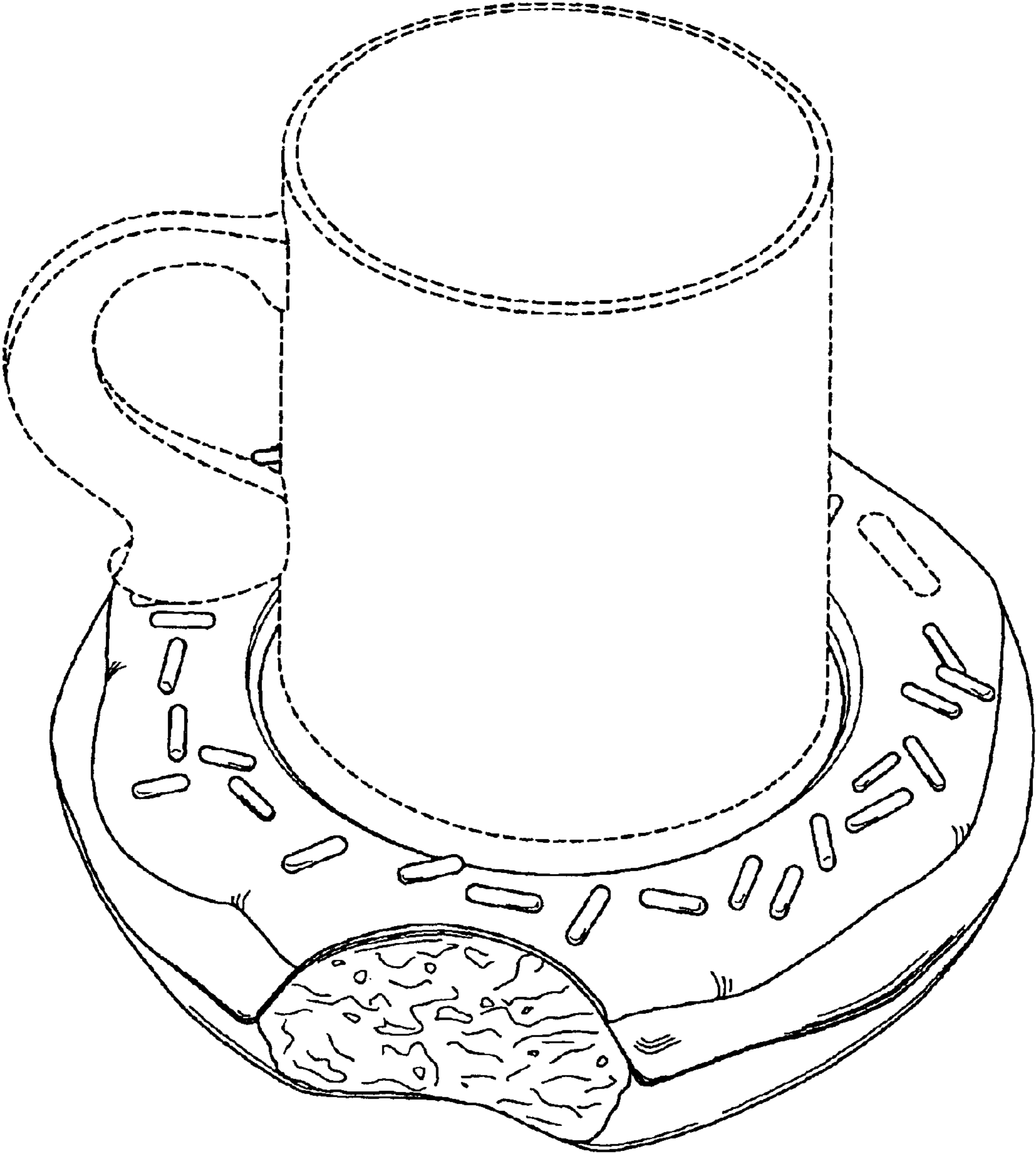


Fig. 3

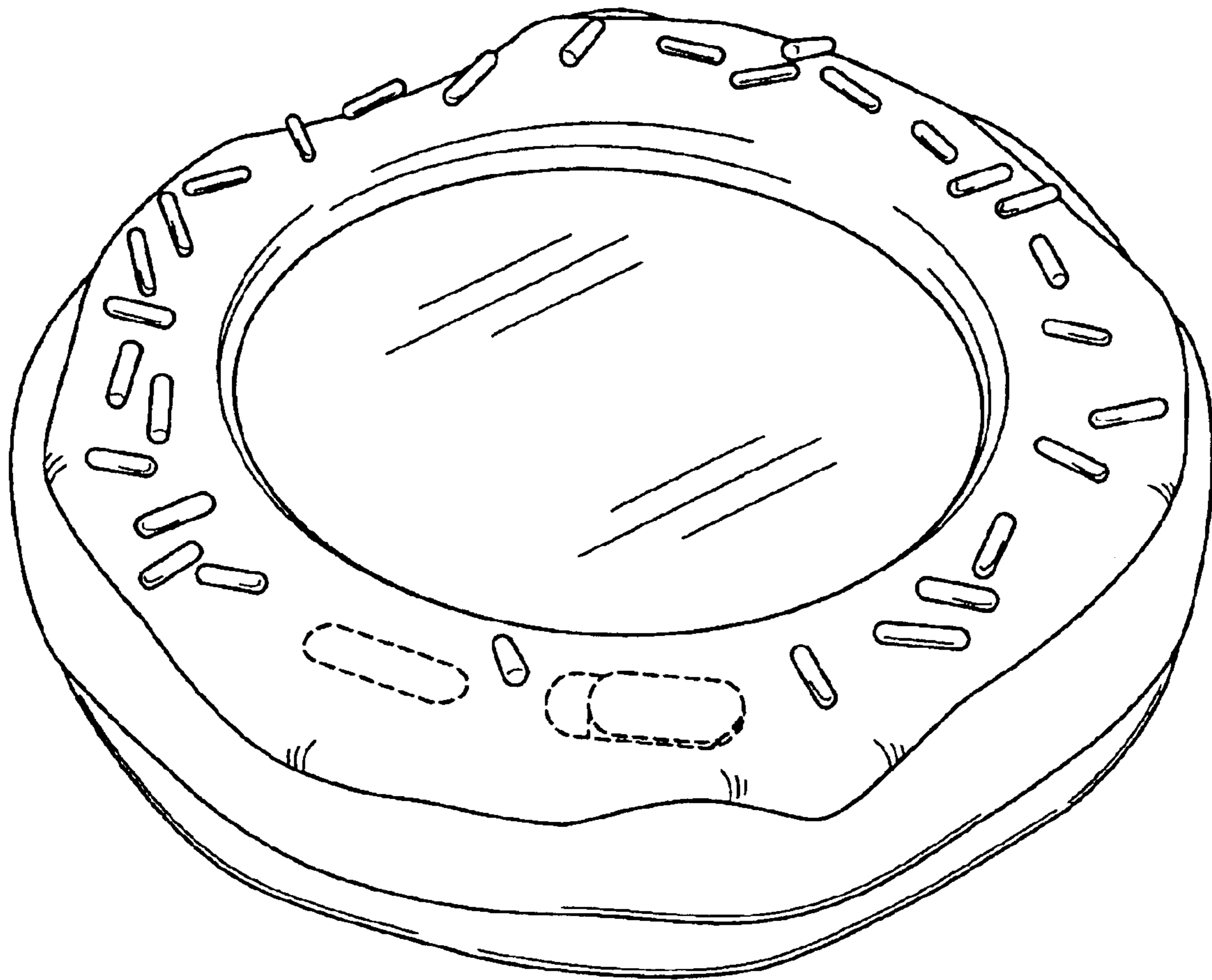


Fig. 4