



US00D497753S1

(12) **United States Design Patent**  
**Wu**

(10) **Patent No.:** **US D497,753 S**  
(45) **Date of Patent:** **\*\* Nov. 2, 2004**

- (54) **TOWEL HANGER BASE**
- (75) **Inventor:** **Shin-Wang Wu, Taipei (TW)**
- (73) **Assignee:** **Penta Hardware Co., Ltd., Taipei (TW)**
- (\*\*) **Term:** **14 Years**
- (21) **Appl. No.:** **29/202,619**
- (22) **Filed:** **Apr. 2, 2004**
- (51) **LOC (7) Cl.** ..... **23-02**
- (52) **U.S. Cl.** ..... **D6/524**
- (58) **Field of Search** ..... D6/546-550, 518-519, D6/522-524; D8/300, 303, 315-321, 354, 363, 373, 380; 108/28-29; 211/13.1, 16, 60.1, 86.01, 87.01, 88.01, 88.04, 100, 105.1-105.2, 123, 126.1, 133.6, 134, 181.1, 182; 248/175, 176.1, 200, 251, 302, 309.1; 16/110.1, 412, 415; 242/570, 590, 595-598; 206/389, 557

- D362,615 S \* 9/1995 Shames et al. .... D6/524
- D375,011 S \* 10/1996 Lee ..... D6/550
- D418,346 S \* 1/2000 Lee ..... D6/550
- D452,790 S \* 1/2002 Chen ..... D6/524

\* cited by examiner

*Primary Examiner*—Brian N Vinson

(57) **CLAIM**

The ornamental design for towel hanger base, as shown and described.

**DESCRIPTION**

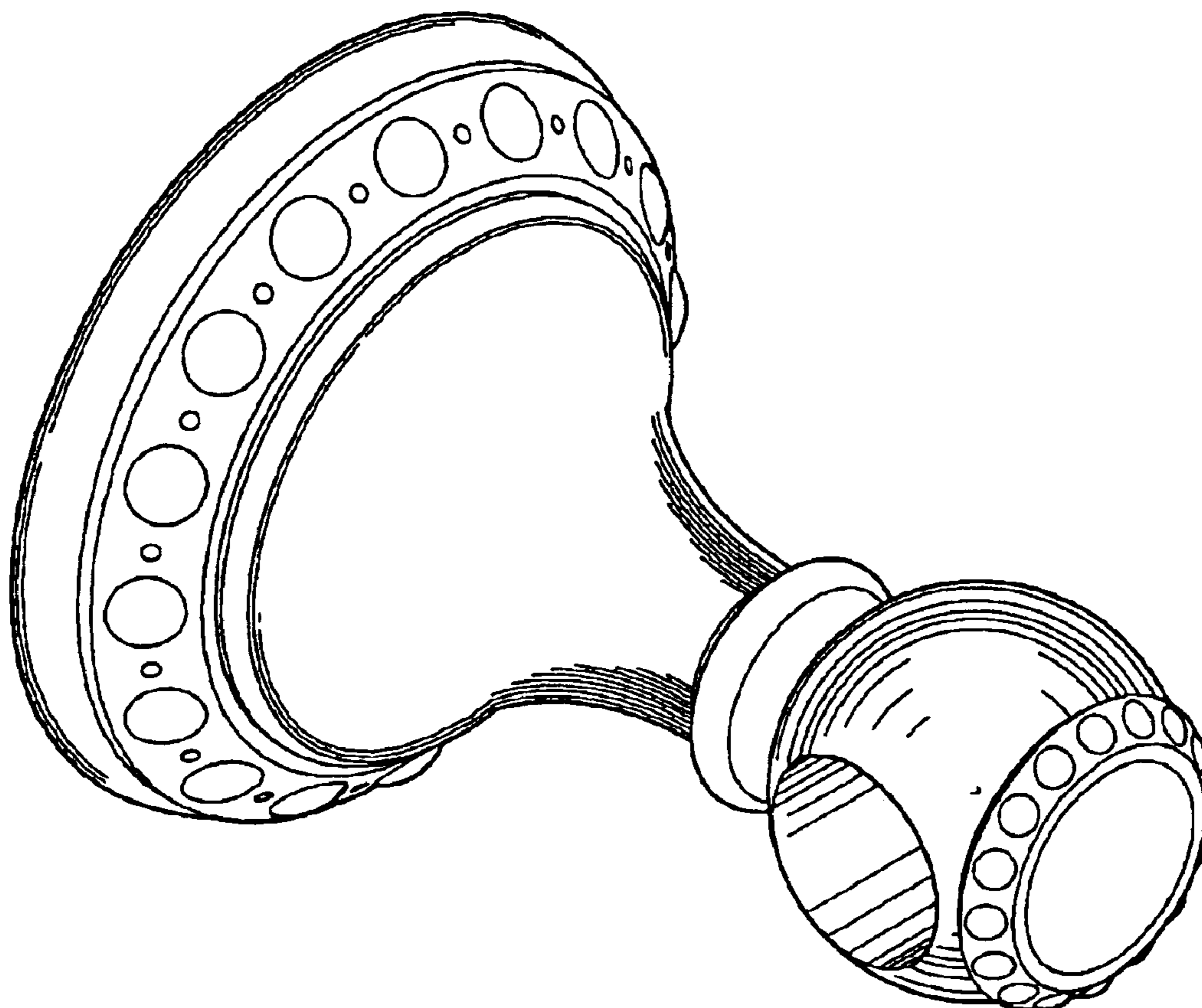
FIG. 1 is a perspective view thereof;  
FIG. 2 is a front view thereof;  
FIG. 3 is a back view thereof;  
FIG. 4 is a left side view thereof;  
FIG. 5 is a right side view thereof;  
FIG. 6 is a top view thereof; and,  
FIG. 7 is a bottom view thereof.

(56) **References Cited**

**U.S. PATENT DOCUMENTS**

- D229,460 S \* 12/1973 Raymond ..... D6/524

**1 Claim, 4 Drawing Sheets**



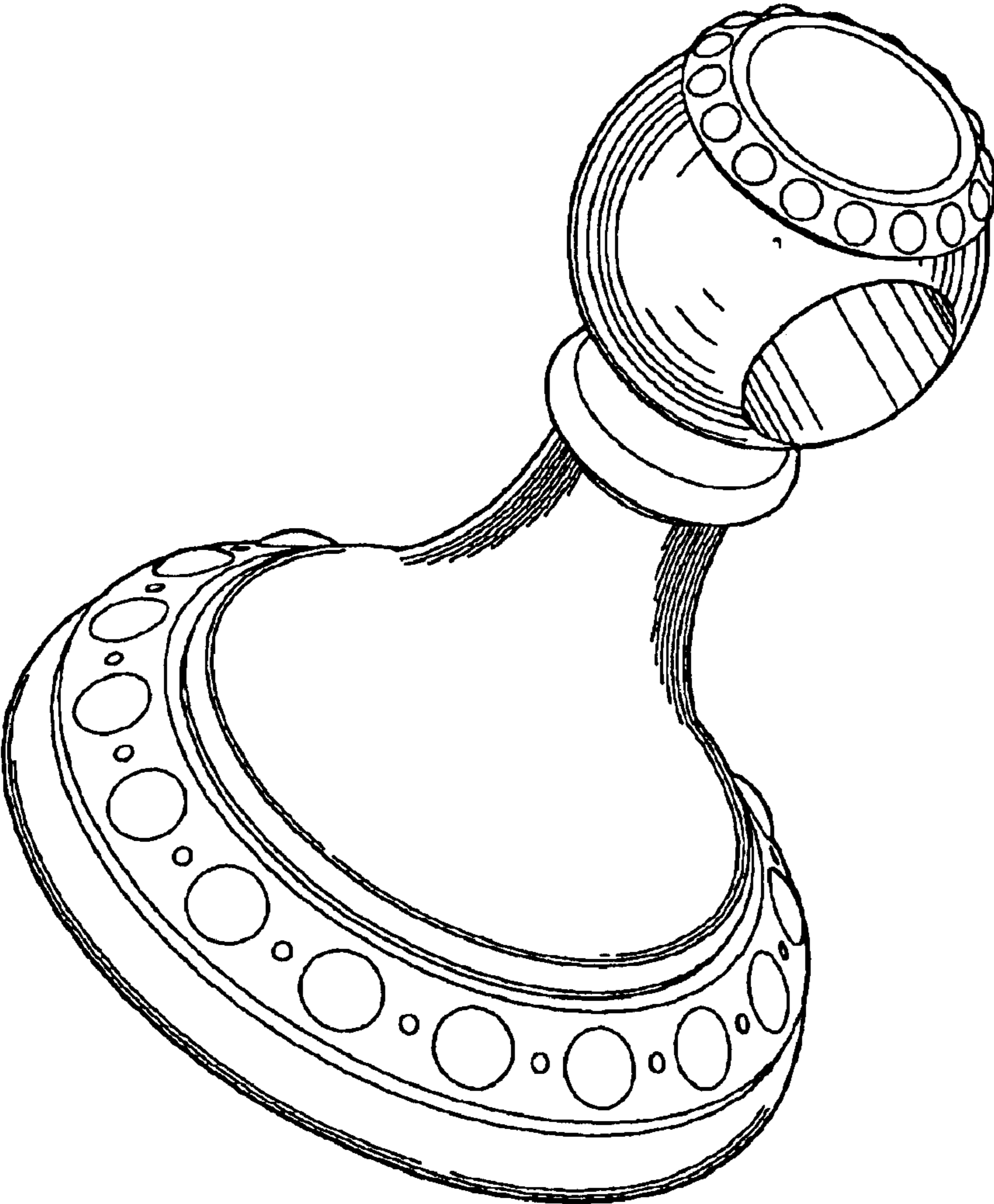


Fig. 1

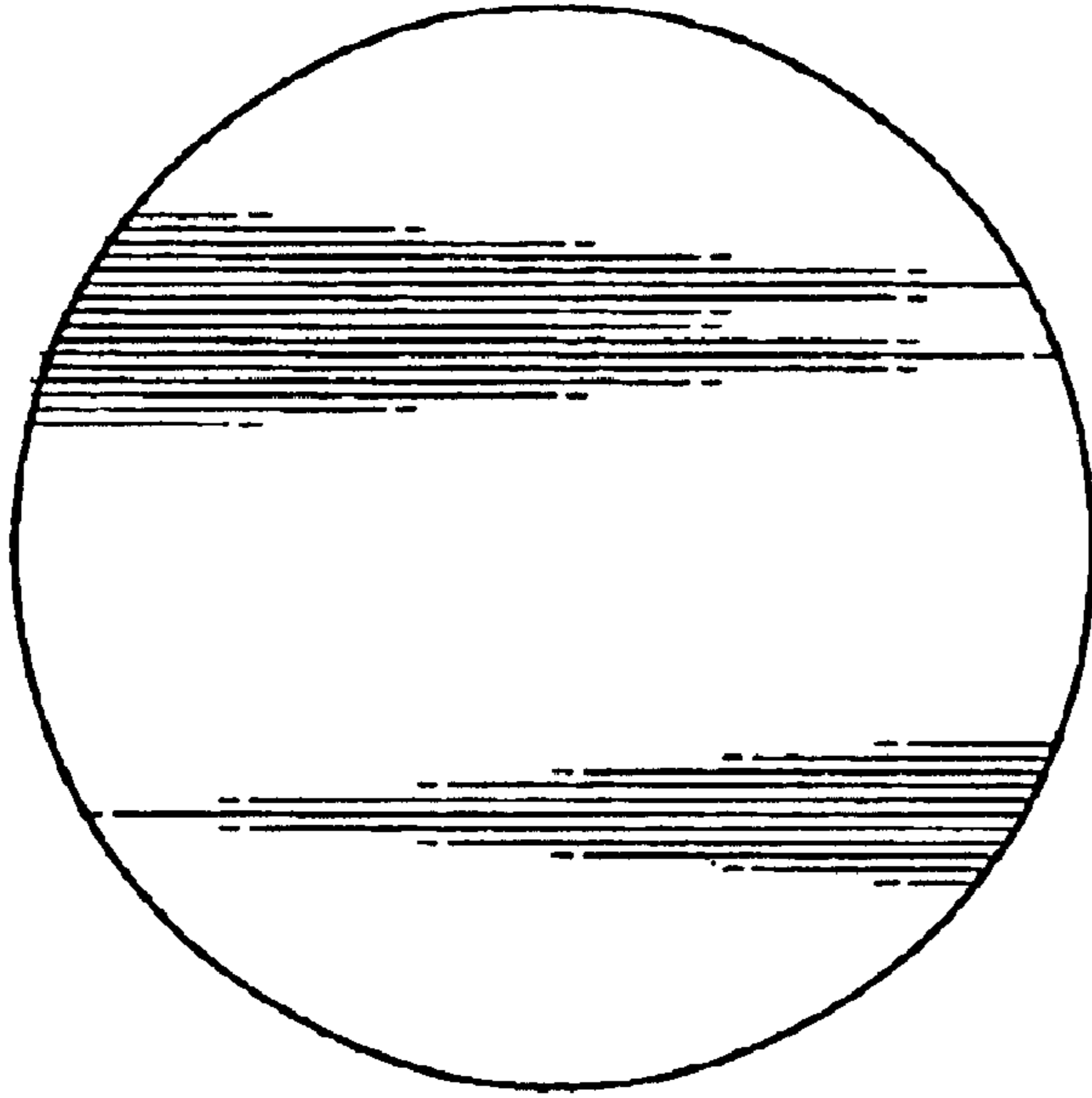


Fig. 3




Fig. 2




Fig. 5




Fig. 4




Fig.6




Fig.7