



US00D497747S1

(12) **United States Design Patent** (10) **Patent No.:** **US D497,747 S**
Russell (45) **Date of Patent:** **** Nov. 2, 2004**

(54) **SEAT BACK**

(75) Inventor: **Steven D. Russell**, High Point, NC (US)

(73) Assignee: **Thomasville Furniture Industries, Inc.**, Thomasville, NC (US)

(**) Term: **14 Years**

(21) Appl. No.: **29/194,035**

(22) Filed: **Nov. 18, 2003**

(51) **LOC (7) Cl.** **06-01**

(52) **U.S. Cl.** **D6/502**

(58) **Field of Search** D6/334, 374, 379, D6/380, 500, 501; 297/445.1, 446.1

(56) **References Cited**

U.S. PATENT DOCUMENTS

D71,174 S	*	10/1926	Cooper	D6/334
D468,925 S	*	1/2003	Vaaler	D6/379
D469,267 S		1/2003	Stanton	D6/379
D481,881 S	*	11/2003	McDaniel et al.	D6/379
D487,990 S	*	4/2004	Vaaler	D6/379

OTHER PUBLICATIONS

Chairs & Couches by Tony Curtis, p. 46, Chippendale chair at mid-page left, c 1977.*

Smith & Watson, p. 42, American Chippendale chair D-101 at bottom.*

Chairs, *Collector's Cherry Bedroom/Dining Room/Living Room/Home Entertainment* catalogue, Thomasville Furniture Industries, Inc., Thomasville, North Carolina, p. 20, 2001.

Chairs, *The Mahogany Collection Bedroom/Dining Room/Living Room* catalogue, Thomasville Furniture Industries, Inc., Thomasville, North Carolina, pp. 9 and 15, 1993.

Chairs, *Terrace Garden Bedroom/Dining Room/Living Room* catalogue, Thomasville Furniture Industries, Inc., Thomasville, North Carolina, p. 18, date unknown, believed to be available as of filing date.

Chair, *Trellis Garden Bedroom/Dining Room/Living Room* catalogue cover, Thomasville Furniture Industries, Inc., Thomasville, North Carolina, 2002.

Arm Chair, *Winston Court Dining Room* catalogue, Thomasville Furniture Industries, Inc., Thomasville, North Carolina, p. 9, 1993.

* cited by examiner

Primary Examiner—Gary D. Watson

(74) *Attorney, Agent, or Firm*—Womble Carlyle Sandridge & Rice, PLLC

(57) **CLAIM**

The ornamental design for a seat back, as shown and described.

DESCRIPTION

FIG. 1 is a left front perspective view of a seat back showing my new design and including broken lines indicating representative environmental elements;

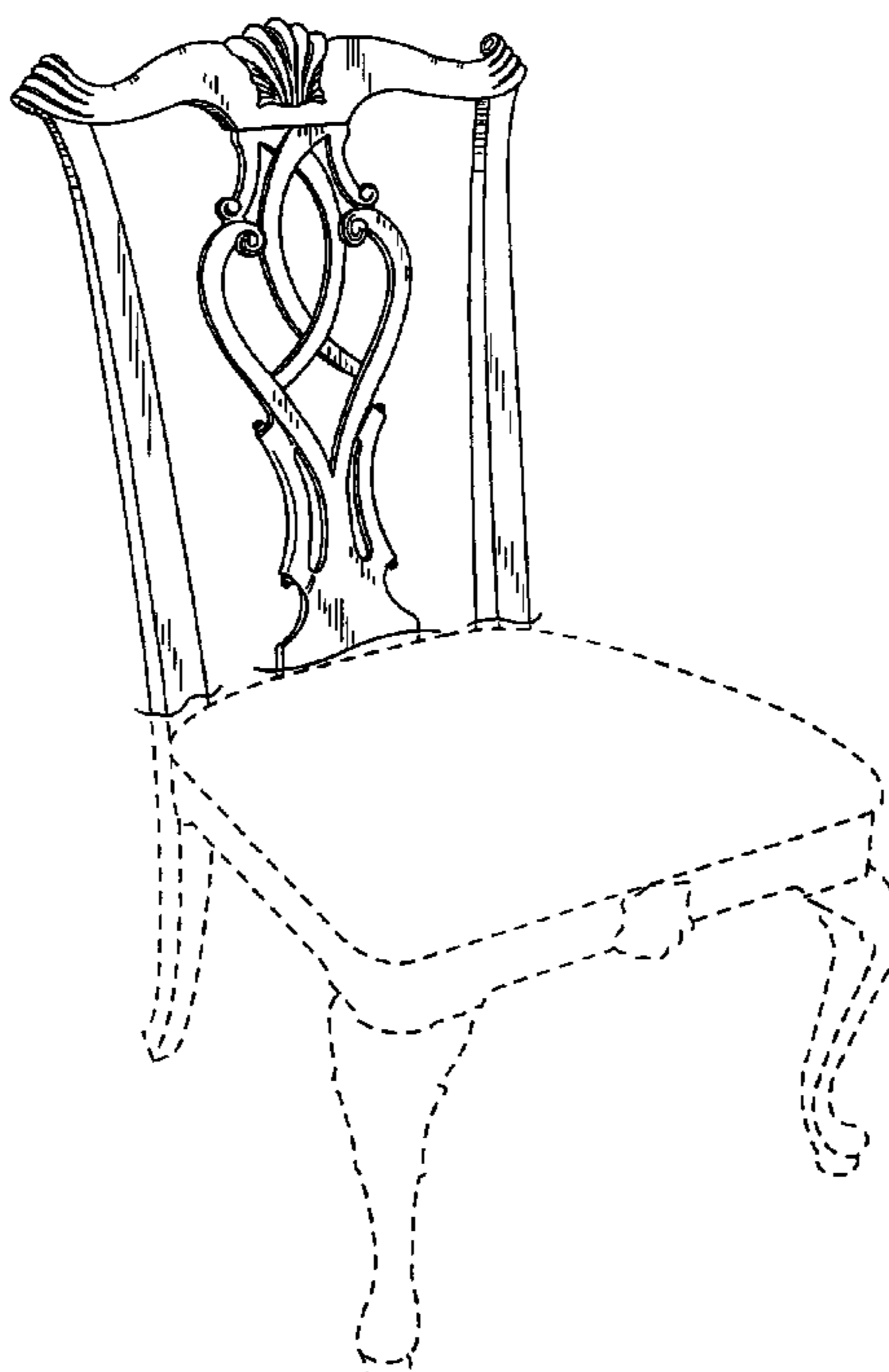
FIG. 2 is a front elevational view thereof;

FIG. 3 is a side elevational view, the opposite side being a mirror image thereof; and,

FIG. 4 is a rear elevational view thereof.

The views of the seat back not shown form no part of the claimed design. The broken lines depicting a seat and legs in FIG. 1 represent environmental elements only and form no part of the claimed design.

1 Claim, 4 Drawing Sheets






FIG. 1

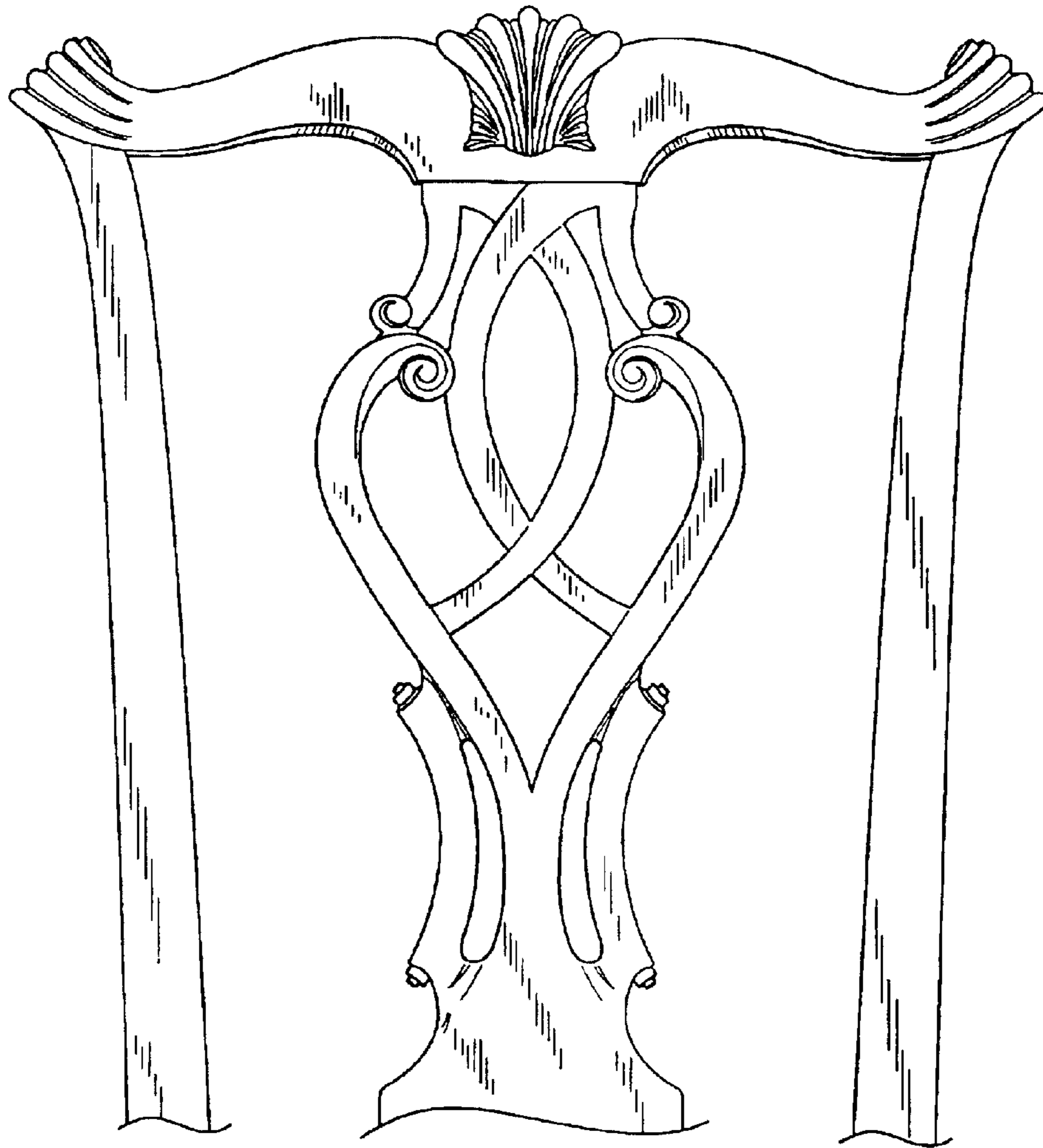


FIG. 2



FIG. 3




FIG. 4