

US00D497744S1

(12) **United States Design Patent**
Portugal

(10) **Patent No.:** **US D497,744 S**

(45) **Date of Patent:** **** Nov. 2, 2004**

(54) **TV TRAY TABLE**

(75) **Inventor:** **Antonio Fernandes Portugal**, Jupiter, FL (US)

(73) **Assignee:** **Custom Wood Concepts, Inc.**, Jupiter, FL (US)

(**) **Term:** **14 Years**

(21) **Appl. No.:** **29/180,606**

(22) **Filed:** **Apr. 28, 2003**

(51) **LOC (7) Cl.** **06-03**

(52) **U.S. Cl.** **D6/485; D6/429**

(58) **Field of Search** **D6/480-489, 495, D6/429-431; 108/153.1, 155, 156, 157.1, 161, 115, 65, 69, 70, 77, 126, 169, 125, 133, 134**

(56) **References Cited**

U.S. PATENT DOCUMENTS

D141,596 S * 6/1945 Thompson D6/430
D158,878 S * 6/1950 Marx D6/429

D227,329 S * 6/1973 Grossman D6/485
D457,756 S * 5/2002 Satterthwaite D6/480
D467,100 S * 12/2002 Hand D6/485

* cited by examiner

Primary Examiner—Janice E. Seeger

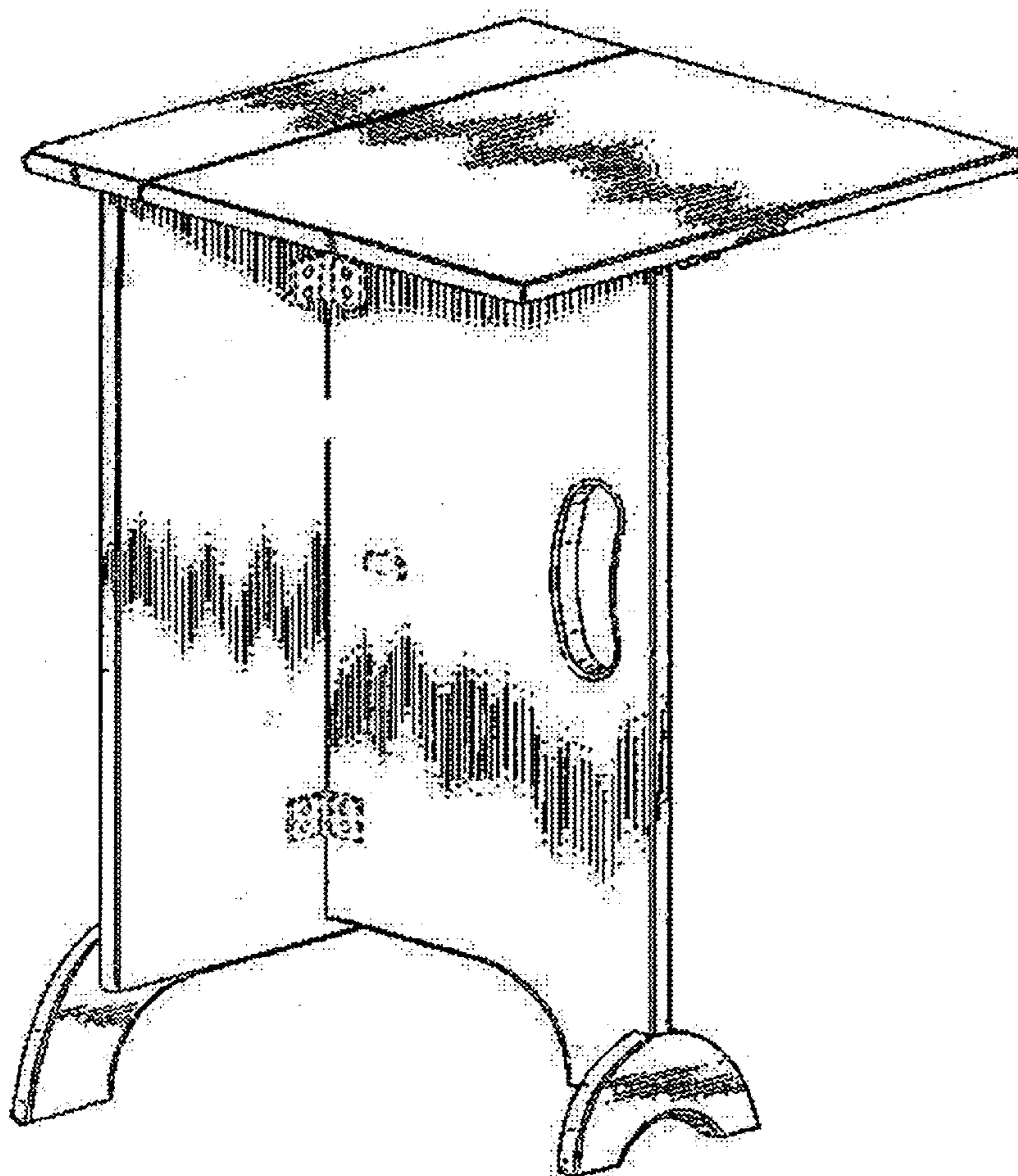
(57) **CLAIM**

The ornamental design for at TV tray table, as shown and described.

DESCRIPTION

FIG. 1 is a right rear-side view of the TV tray table showing my new design in the upright position; FIG. 2 is a right side profile view thereof; FIG. 3 is a rear profile view thereof of the TV tray table is in its collapsed position showing how the top folds down; FIG. 4 is a rear view thereof showing a partially collapsed position; and, FIG. 5 is a top view showing a totally collapsed position. The broken lines are for environmental purposes only and form no part of the claimed design. The front of the TV tray table is flat and unornamented.

1 Claim, 2 Drawing Sheets



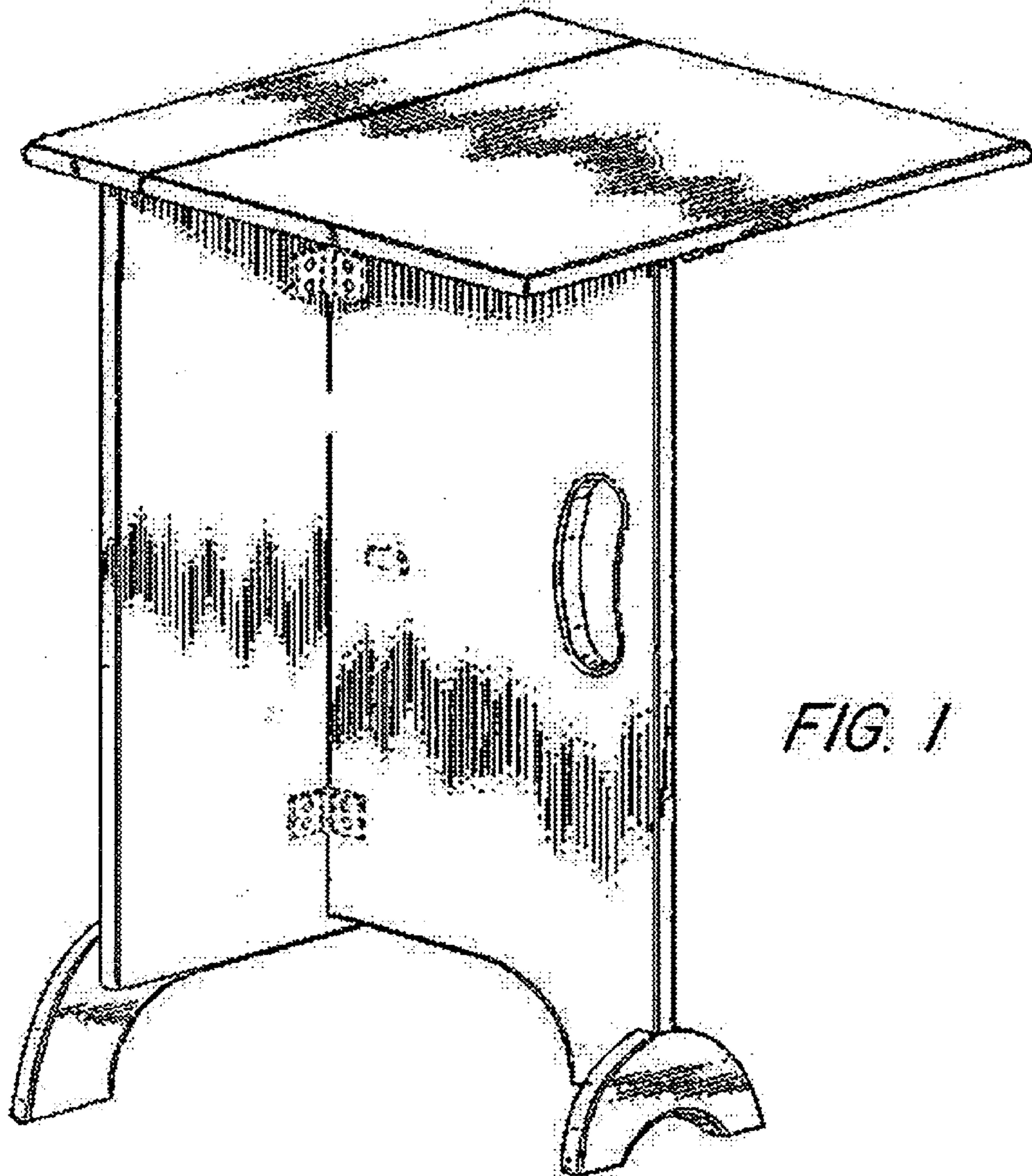


FIG. 1

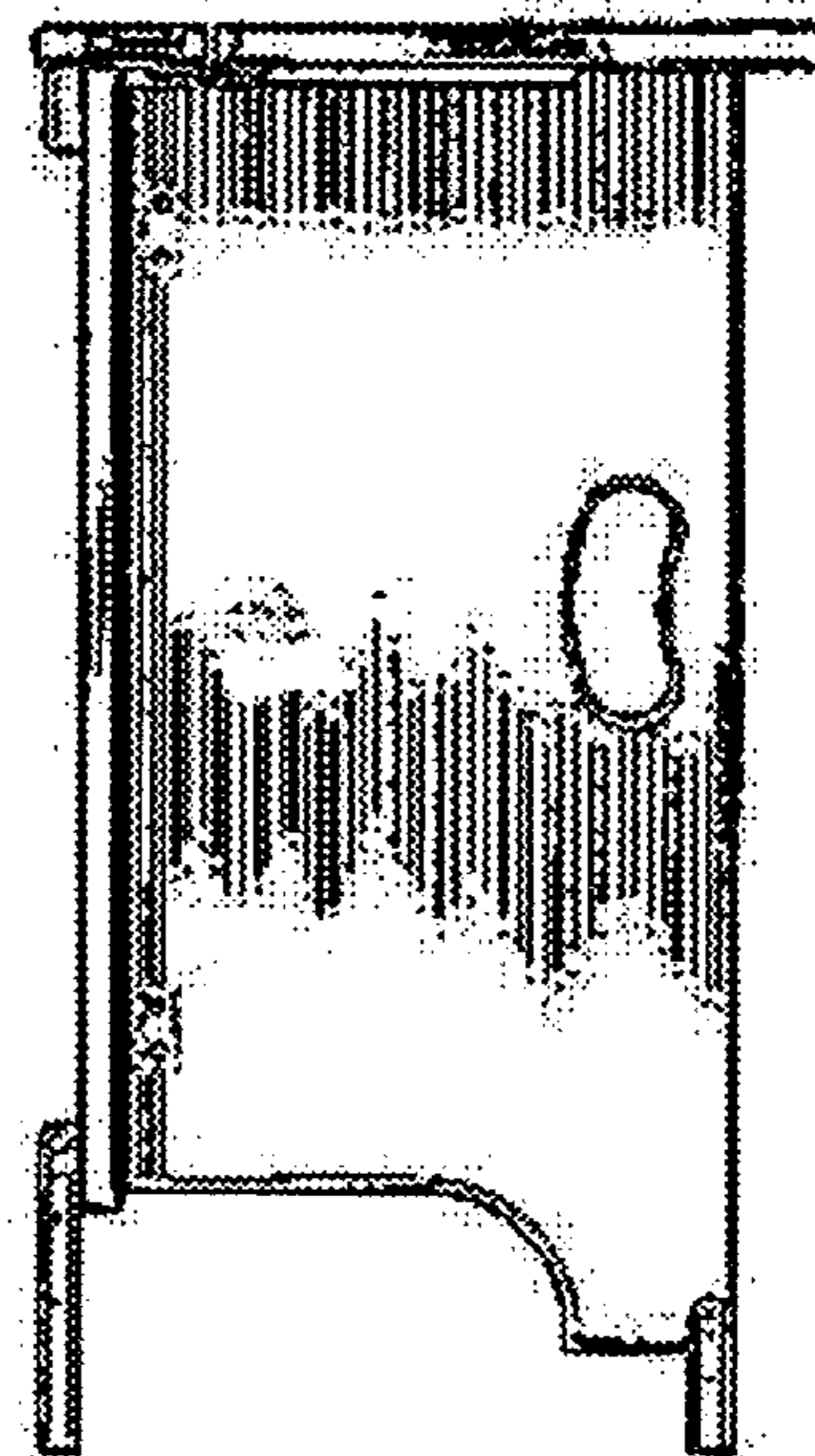


FIG. 2

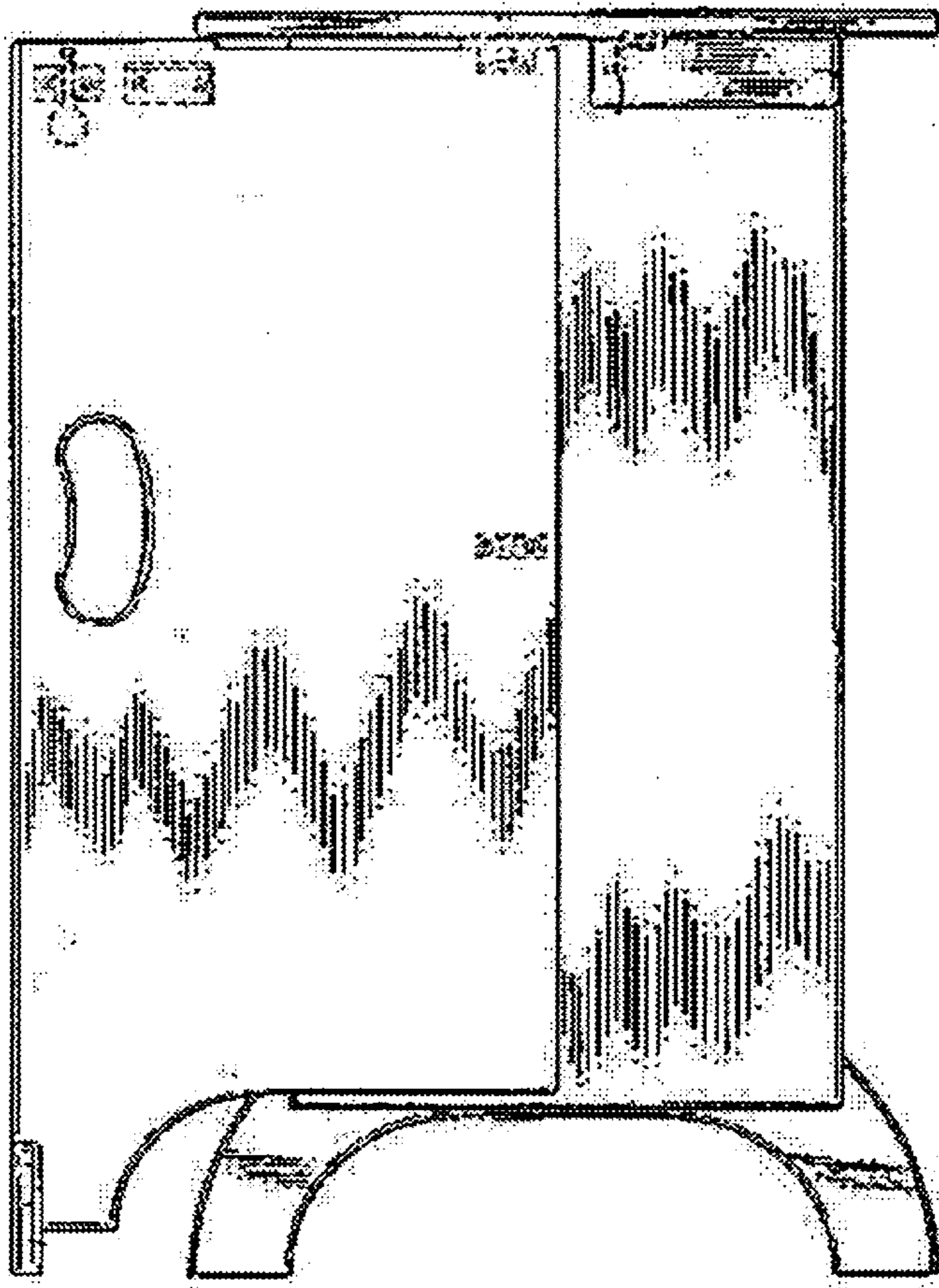


FIG. 4




FIG. 3



FIG. 5