



US00D497742S1

(12) **United States Design Patent**  
**Dortch**

(10) **Patent No.:** **US D497,742 S**  
(45) **Date of Patent:** **\*\* Nov. 2, 2004**

(54) **DESK**  
(75) **Inventor:** **Richard Dortch**, Martinsville, VA (US)  
(73) **Assignee:** **American Furniture Company, Incorporated**, Martinsville, VA (US)  
(\*\*) **Term:** **14 Years**

(21) **Appl. No.:** **29/190,435**  
(22) **Filed:** **Sep. 22, 2003**

(51) **LOC (7) Cl.** ..... **06-03**  
(52) **U.S. Cl.** ..... **D6/480; D6/422**  
(58) **Field of Search** ..... D6/480-489, 495, D6/499, 497, 451, 429, 422; 108/150, 153.1, 155, 156, 157.1, 161; 248/188, 188.1, 188.8

(56) **References Cited**  
**U.S. PATENT DOCUMENTS**

D81,654 S \* 7/1930 Kopp ..... D6/486  
D200,783 S \* 4/1965 Carr ..... D6/483

D486,016 S \* 2/2004 Stanton ..... D6/484

\* cited by examiner

*Primary Examiner*—Janice Seeger  
(74) *Attorney, Agent, or Firm*—John M. Harrington; Kilpatrick Stockton LLP

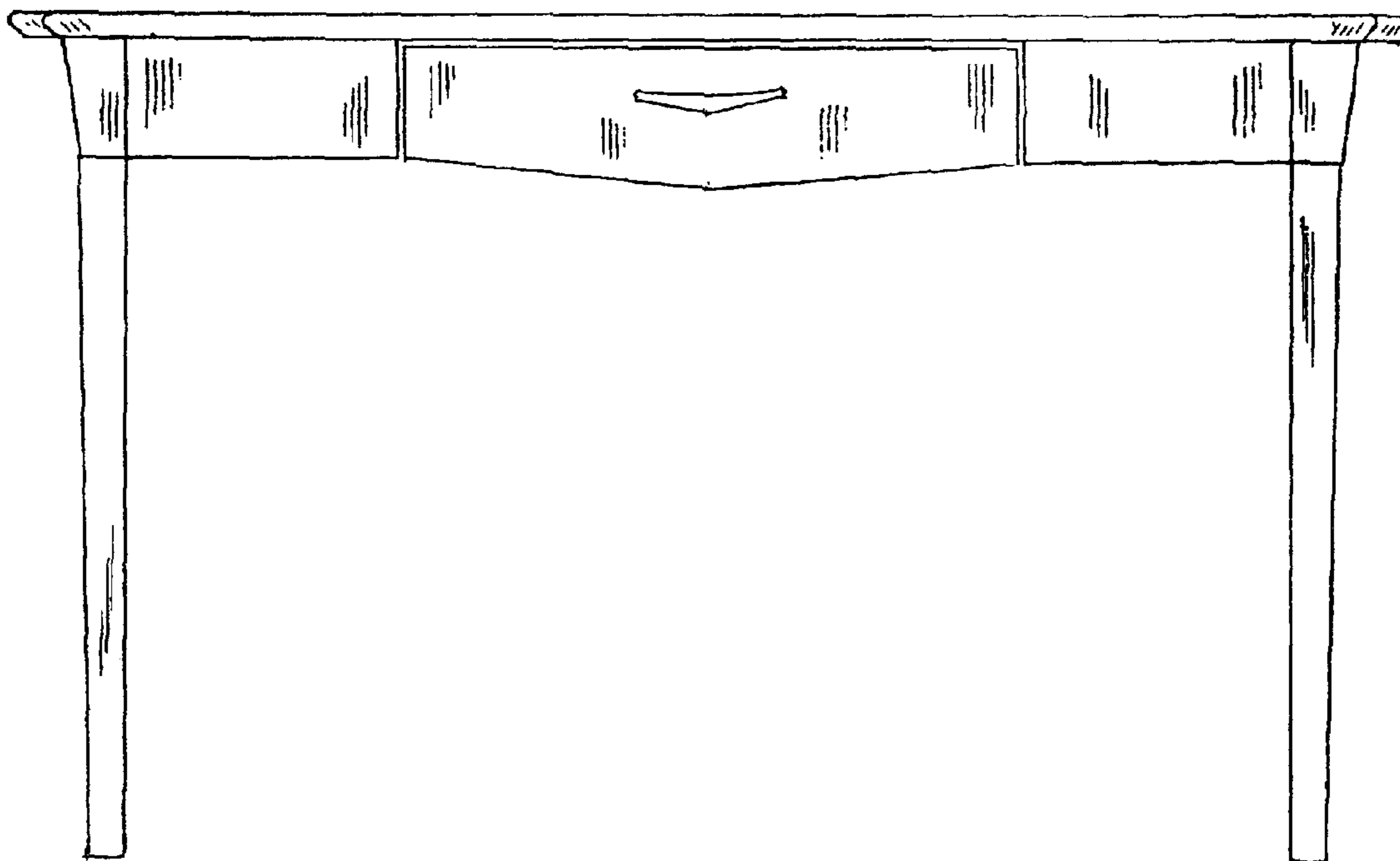
(57) **CLAIM**

I claim the ornamental design for a desk, as shown and described.

**DESCRIPTION**

FIG. 1 is a front view of a desk of an embodiment the present invention comprising tapered legs and a slight “v” shape to the drawer front thereon.  
FIG. 2 is a right side view of a desk of an embodiment of the present invention.  
FIG. 3 is a left side view of a desk of an embodiment of the present invention; and,  
FIG. 4 is a top view of a desk of an embodiment of the present invention.

**1 Claim, 3 Drawing Sheets**






FIG. 4




FIG. 1

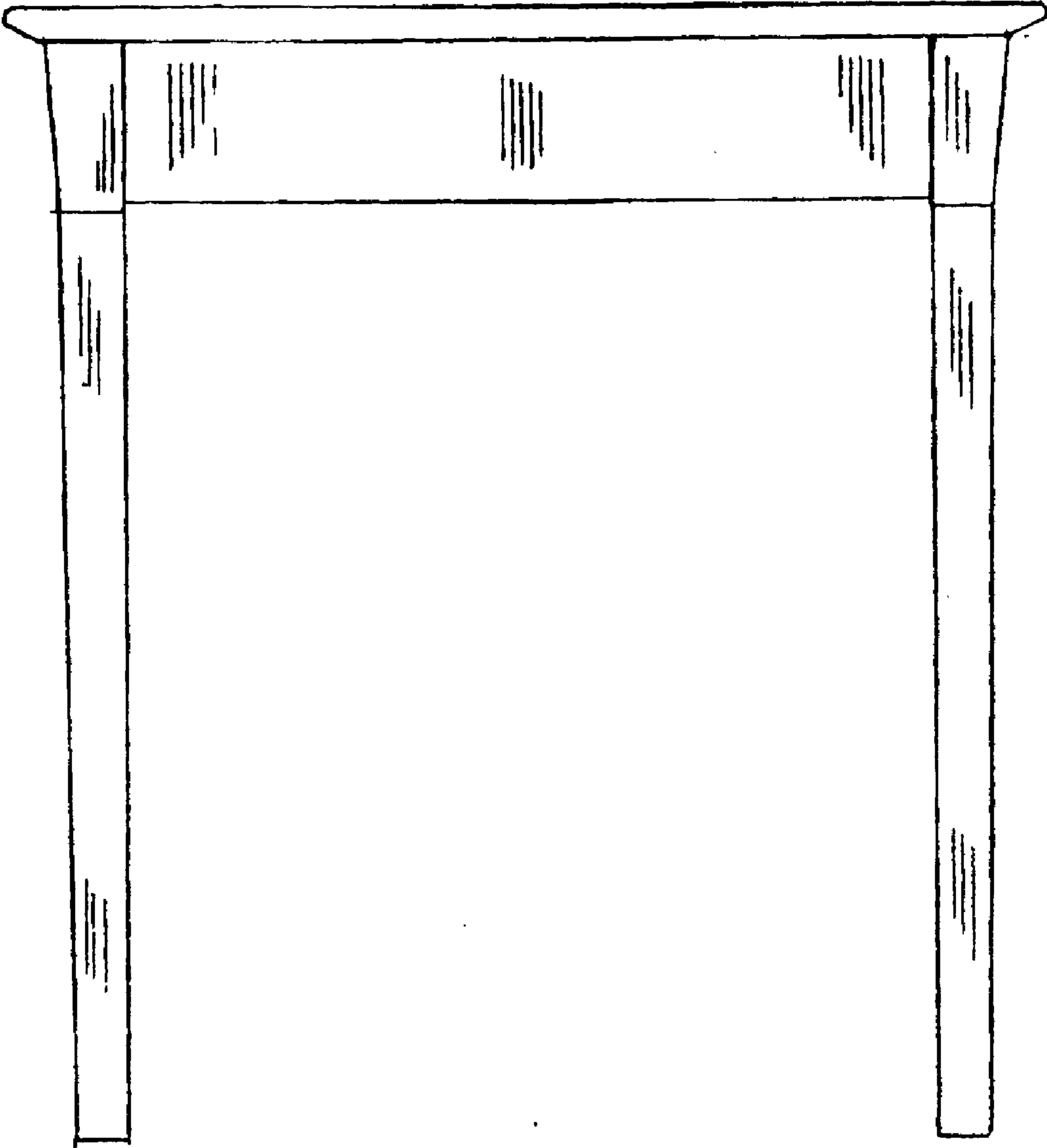


FIG. 2

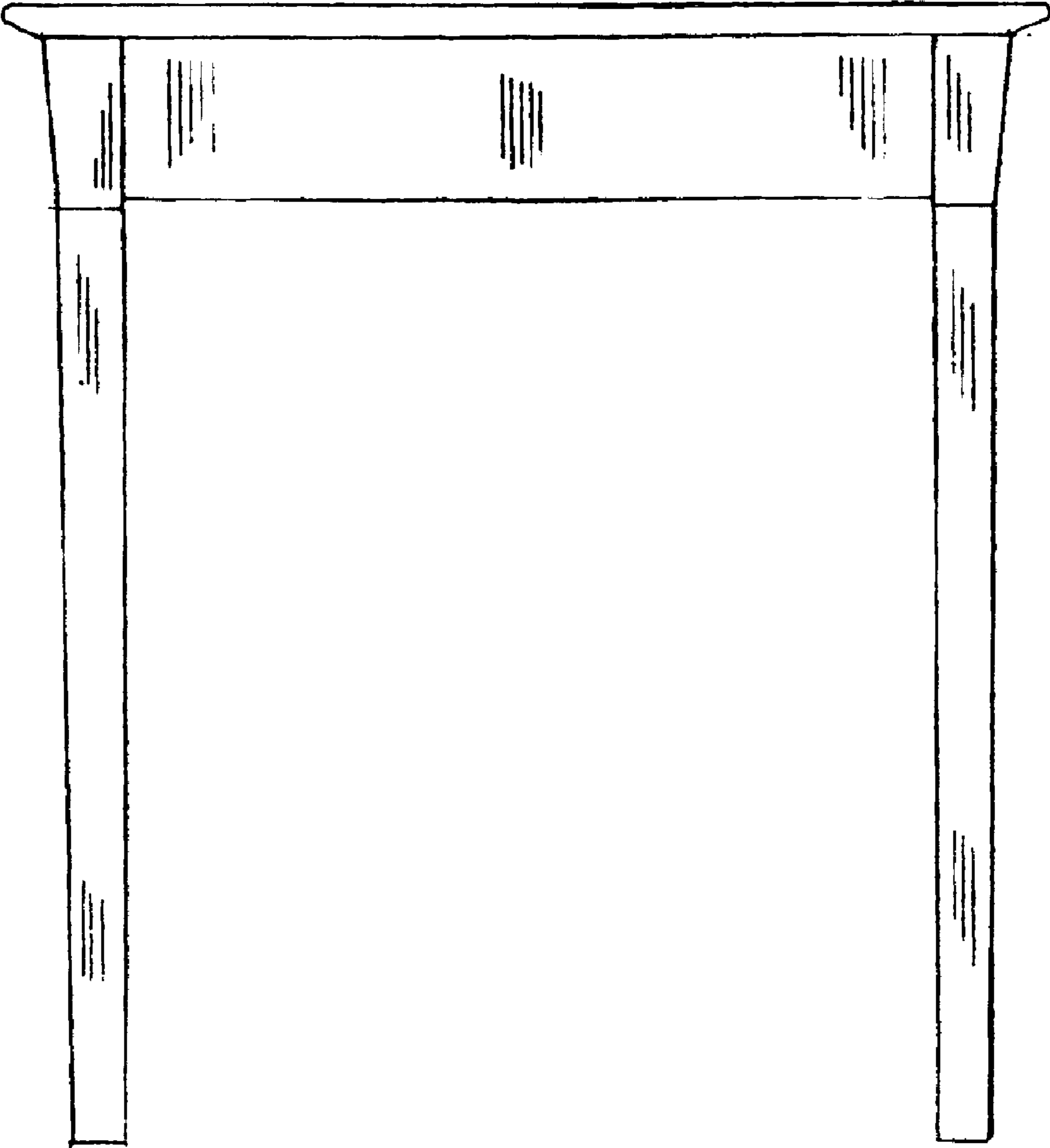


FIG. 3