

US00D497716S1

(12) **United States Design Patent**
de Baschmakoff

(10) **Patent No.:** **US D497,716 S**

(45) **Date of Patent:** **** Nov. 2, 2004**

(54) **HANDBAG**

(75) **Inventor:** **Thierry de Baschmakoff, Paris (FR)**

(73) **Assignee:** **Asprey Holdings Limited, London (GB)**

(**) **Term:** **14 Years**

(21) **Appl. No.:** **29/188,530**

(22) **Filed:** **Aug. 20, 2003**

(30) **Foreign Application Priority Data**

Feb. 21, 2003 (GB) 3011045

(51) **LOC (7) Cl.** **03-01**

(52) **U.S. Cl.** **D3/241**

(58) **Field of Search** D9/305; D3/232,
D3/239, 240, 241, 242, 243, 245, 246,
303; 150/100, 107, 110, 111, 118, 120,
121, 122, 900; 190/100, 108, 115, 117;
383/6, 12, 15, 16, 17, 18, 20, 42, 63, 64,
66, 92, 98, 120, 127, 907

(56) **References Cited**

U.S. PATENT DOCUMENTS

1,003,920 A * 9/1911 Moore 150/107

2,244,858 A * 6/1941 Stember 150/107
D147,234 S * 8/1947 Glaser D3/239
D150,080 S * 6/1948 Maiorana D3/303
D179,248 S * 11/1956 Hardy D3/241
2,916,071 A * 12/1959 Mirken 150/111

* cited by examiner

Primary Examiner—Louis S. Zarfes

Assistant Examiner—Monica A Weingart

(74) *Attorney, Agent, or Firm*—Dechert LLP


(57) **CLAIM**

The ornamental design for a handbag, as shown and described.

DESCRIPTION

FIG. 1 is a front view of bag showing my new design;
FIG. 2 is a rear view thereof;
FIG. 3 is a right side view thereof;
FIG. 4 is a left side view thereof;
FIG. 5 is a top side view thereof; and,
FIG. 6 is a bottom side view thereof.

1 Claim, 4 Drawing Sheets



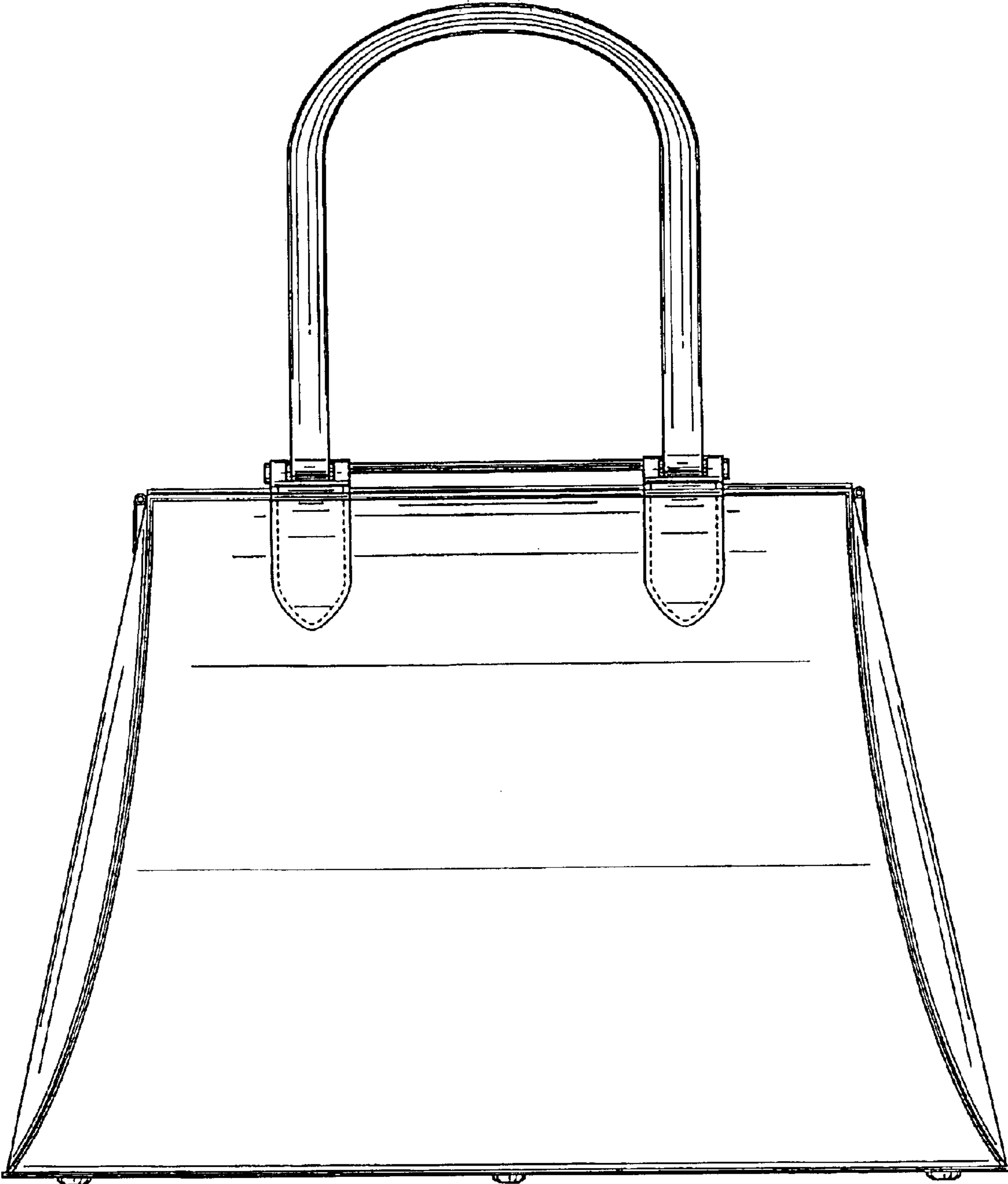


FIG. 1




FIG. 2

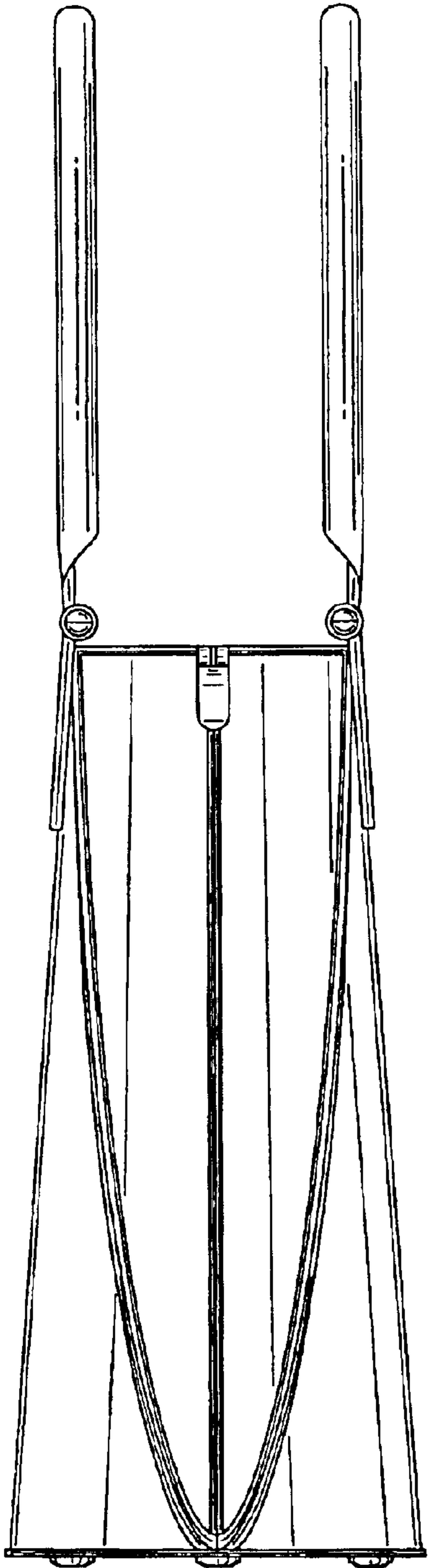


FIG. 3

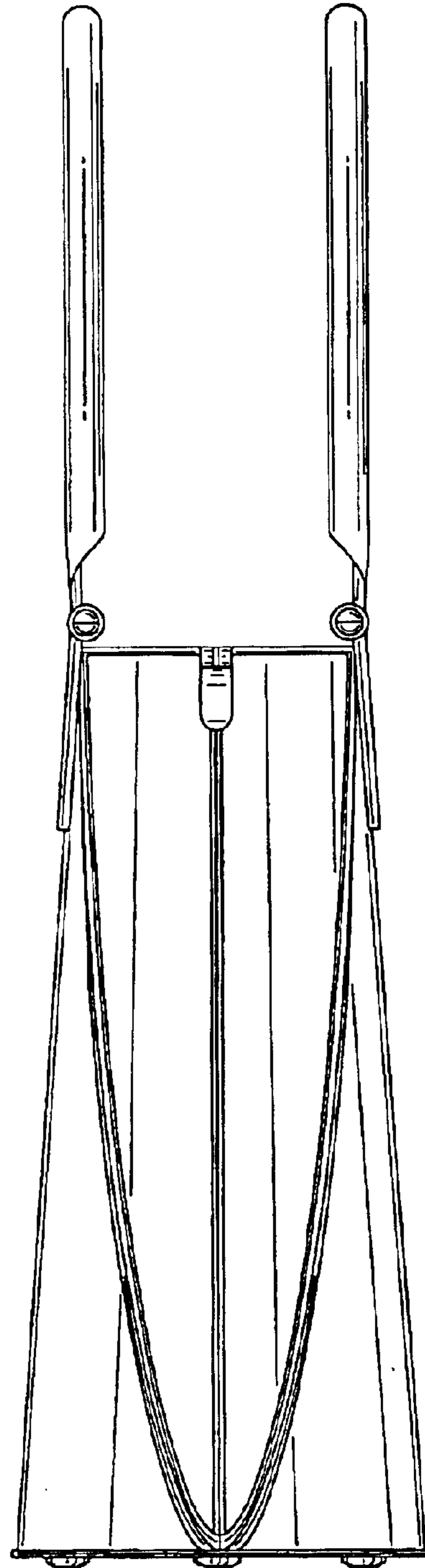


FIG. 4

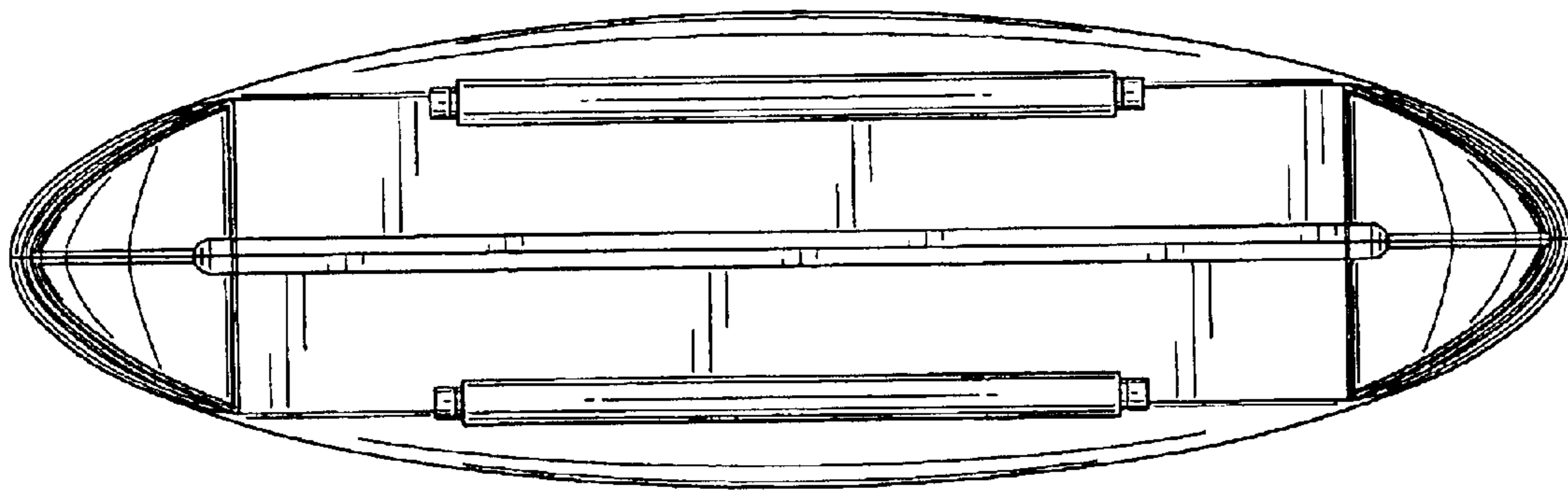


FIG. 5

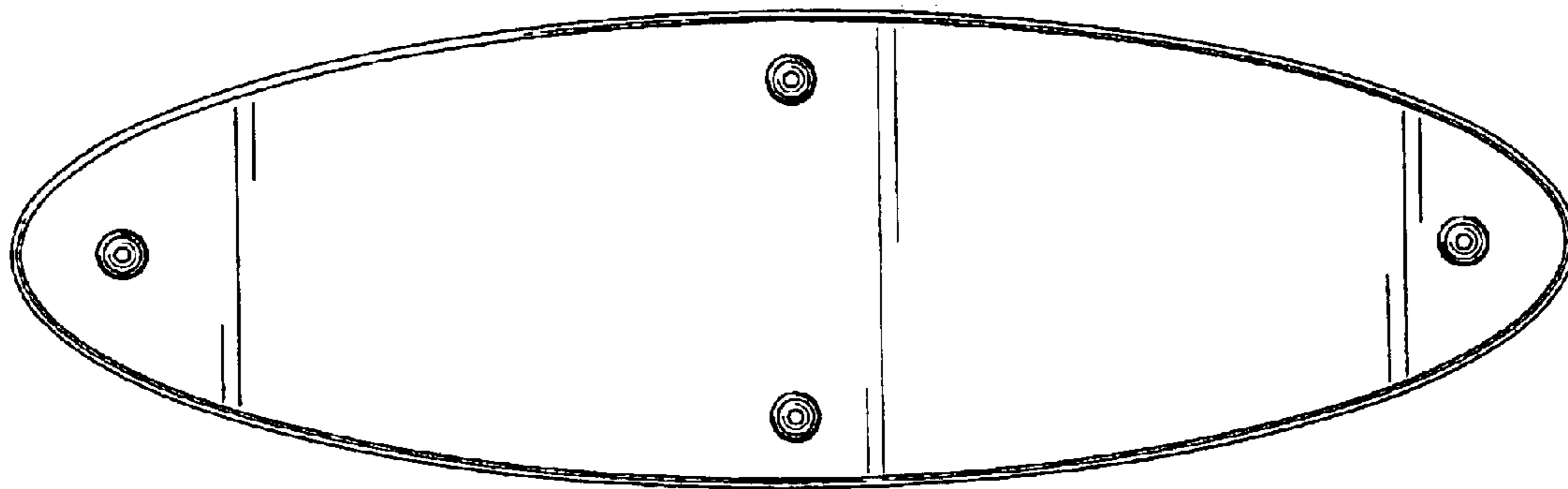


FIG. 6