

US00D497710S1

(12) **United States Design Patent** (10) **Patent No.:** **US D497,710 S**
Hlavacs (45) **Date of Patent:** **** Nov. 2, 2004**

(54) **SIDE ELEMENT OF A SHOE UPPER**

(75) Inventor: **John Hlavacs**, Portland, OR (US)

(73) Assignee: **Nike, Inc.**, Beaverton, OR (US)

(**) Term: **14 Years**

(21) Appl. No.: **29/201,459**

(22) Filed: **Mar. 15, 2004**

(51) **LOC (7) Cl.** **02-99**

(52) **U.S. Cl.** **D2/972**

(58) **Field of Search** D2/902, 907, 908,
D2/943, 944, 969, 972-974; 36/45, 50.1,
77 M, 77 R, 83, 88, 113, 114, 126-130

(56) **References Cited**

U.S. PATENT DOCUMENTS

D46,906 S	2/1915	Howell	
D94,265 S	1/1935	Freeman	
D127,200 S	5/1941	Gillis	
4,132,016 A	1/1979	Vaccari	
D339,451 S	9/1993	Greene	
5,243,772 A	9/1993	Francis et al.	
D342,821 S	1/1994	Avar	
D345,246 S	3/1994	Greene	
D345,458 S	3/1994	Lacoraza et al.	
D346,484 S	5/1994	Hatfield	
D354,847 S	1/1995	Diaz et al.	
D373,461 S	9/1996	Smith	
D374,340 S	10/1996	Avar	
D382,099 S	* 8/1997	Hoeft	D2/972
D387,894 S	12/1997	Crowley	
D391,054 S	2/1998	Vestuti	
D395,944 S	7/1998	Avar	
D398,756 S	* 9/1998	Tong	D2/972
D398,766 S	9/1998	Avar	
D400,002 S	10/1998	Tong	
D415,882 S	* 11/1999	McDowell	D2/972
D432,781 S	10/2000	Hardy	
D440,034 S	* 4/2001	Matis	D2/969
D459,863 S	7/2002	Butler et al.	
D480,545 S	* 10/2003	Matis et al.	D2/969

D480,548 S	10/2003	Matis et al.	
D482,855 S	* 12/2003	Magro	D2/969
D486,627 S	* 2/2004	Rogers et al.	D2/969
D487,337 S	* 3/2004	Rogers	D2/969

OTHER PUBLICATIONS

“Nike Footwear Catalog,” Spring 1993, published Jun. 1992 (pp. W94, W116), Beaverton, Oregon.
“Nike Footwear Catalog,” Fall 1993, published Dec. 1992 (p. M20), Beaverton, Oregon.
“Nike Footwear Catalog,” Holiday 1993, published Mar. 1993 (p. 56), Beaverton, Oregon.
“Nike Footwear Catalog,” Fall 1995, published Nov. 1994 (p. 31), Beaverton, Oregon.

(List continued on next page.)

Primary Examiner—Dominic Simone
(74) *Attorney, Agent, or Firm*—TraskBritt

(57) **CLAIM**

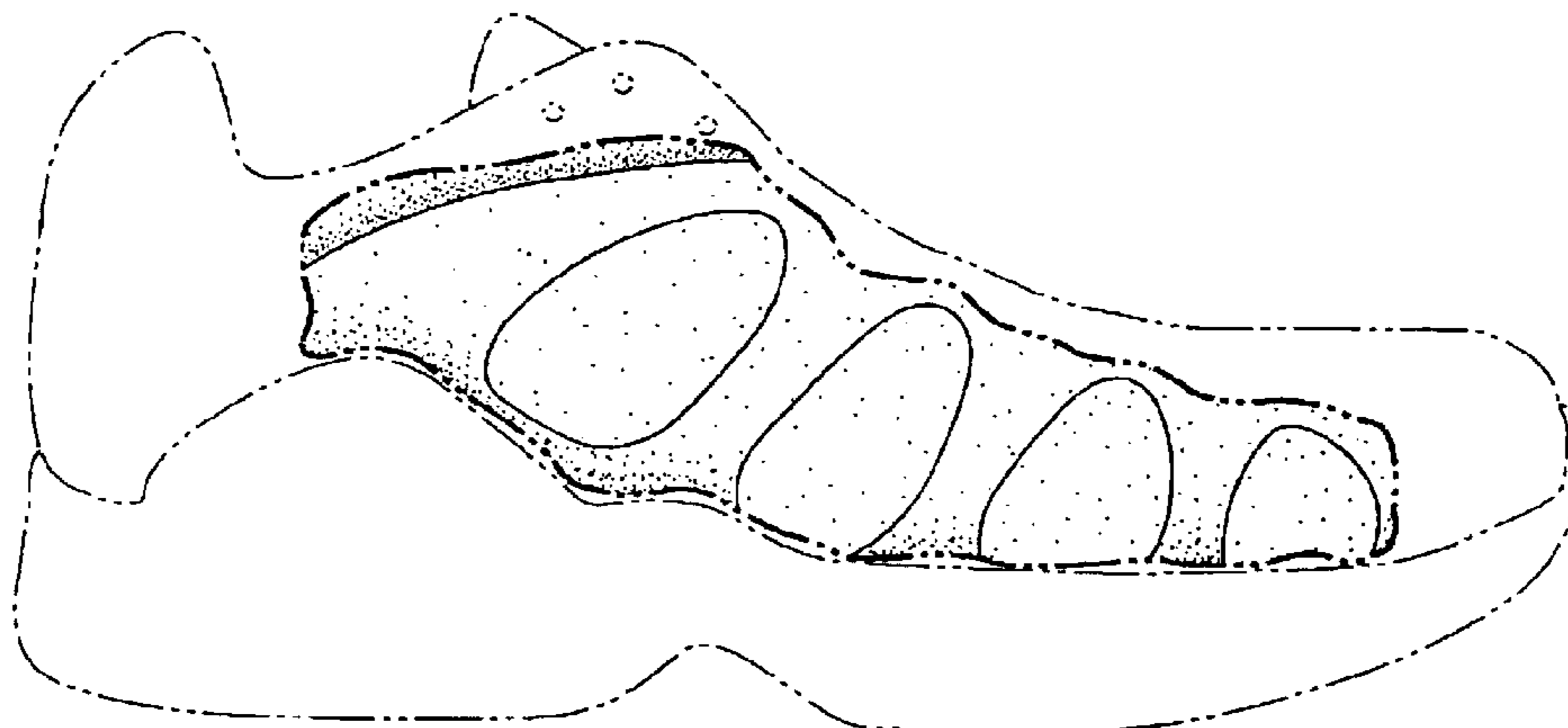
The ornamental design for a side element of a shoe upper, as shown and described.

DESCRIPTION

FIG. 1 is a perspective view of a side element of a shoe upper showing my new design;
FIG. 2 is a side view of the side element of a shoe upper shown in FIG. 1;
FIG. 3 is a front view of the side element of a shoe upper shown in FIG. 1;
FIG. 4 is a rear view of the side element of a shoe upper shown in FIG. 1; and,
FIG. 5 is a top view of the side element of a shoe upper shown in FIG. 1.

The uneven broken line immediately adjacent to the shaded area represents the bounds of the claimed design. All other uneven broken lines represent the remaining portion of the shoe. The uneven broken line representations in FIGS. 1-5 are for illustrative purposes only and form no part of the claimed design.

1 Claim, 2 Drawing Sheets



OTHER PUBLICATIONS

“Nike Footwear Catalog,” Spring 1996, published Jun. 1995 (pp. 41, 43), Beaverton, Oregon.

“Nike Footwear Catalog,” Late Spring 1996, published Aug. 1995 (pp. M36, M38), Beaverton, Oregon.

“Nike Footwear Catalog,” Spring 1997, published Sep. 1996 (p. M126), Beaverton, Oregon.

“Nike Footwear Catalog,” Spring 1998, published Jun. 1997 (p. 67), Beaverton, Oregon.

“Nike Footwear Catalog,” Fall 1998, published Nov. 1997 (p. M39), Beaverton, Oregon.

“Nike Footwear Catalog,” Spring 1999, published Jun. 1998 (pp. M35, W112), Beaverton, Oregon.

“Nike Footwear Catalog,” Late Spring 1999, published Sep. 1998 (pp. M32, M110, M120), Beaverton, Oregon.

“Nike Footwear Catalog,” Holiday 2000, published Mar. 2000 (pp. M38, W67), Beaverton, Oregon.

“Nike Footwear Catalog,” Fall 2004, published Nov. 2003 (pp M7), Beaverton, Oregon.

* cited by examiner



FIG. 1

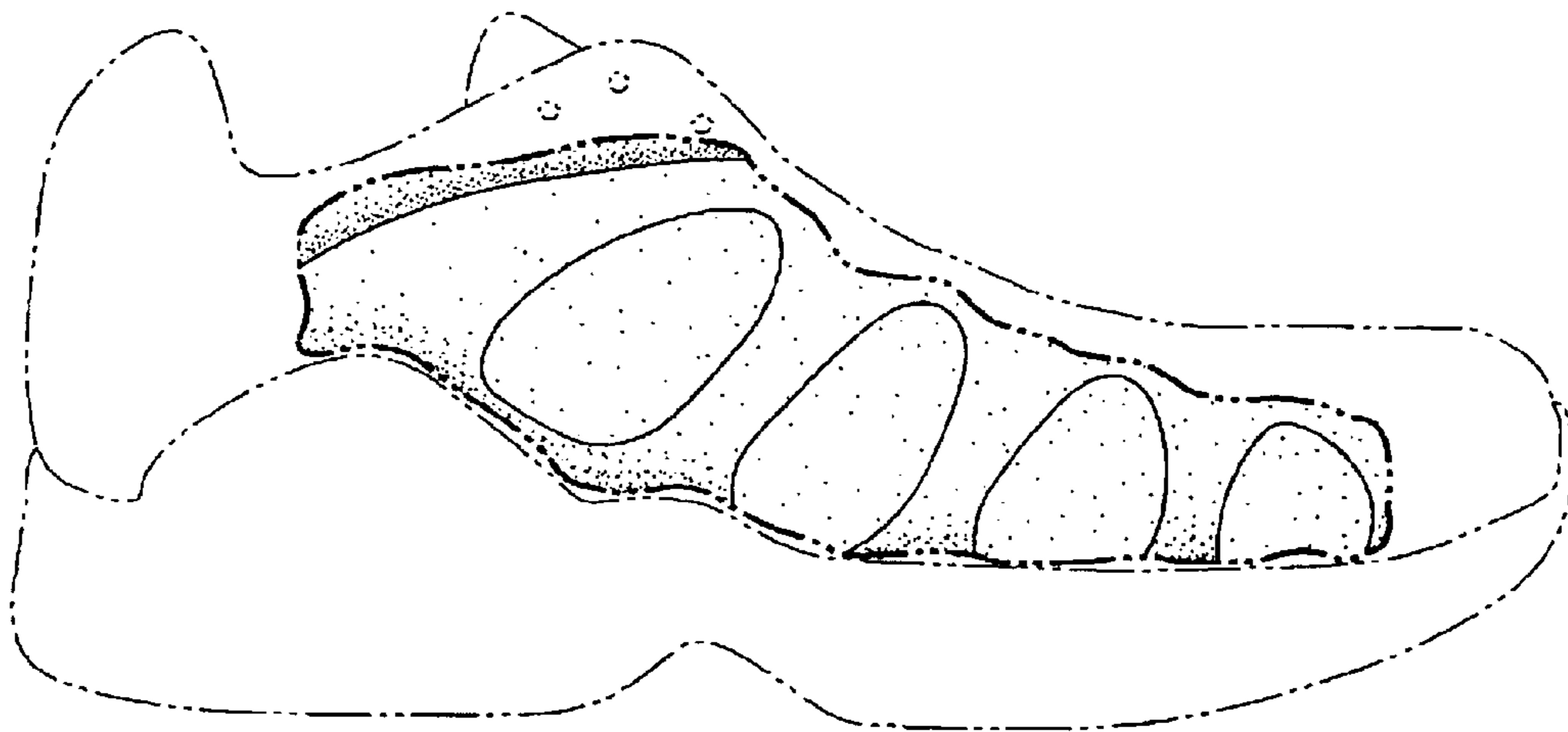


FIG. 2

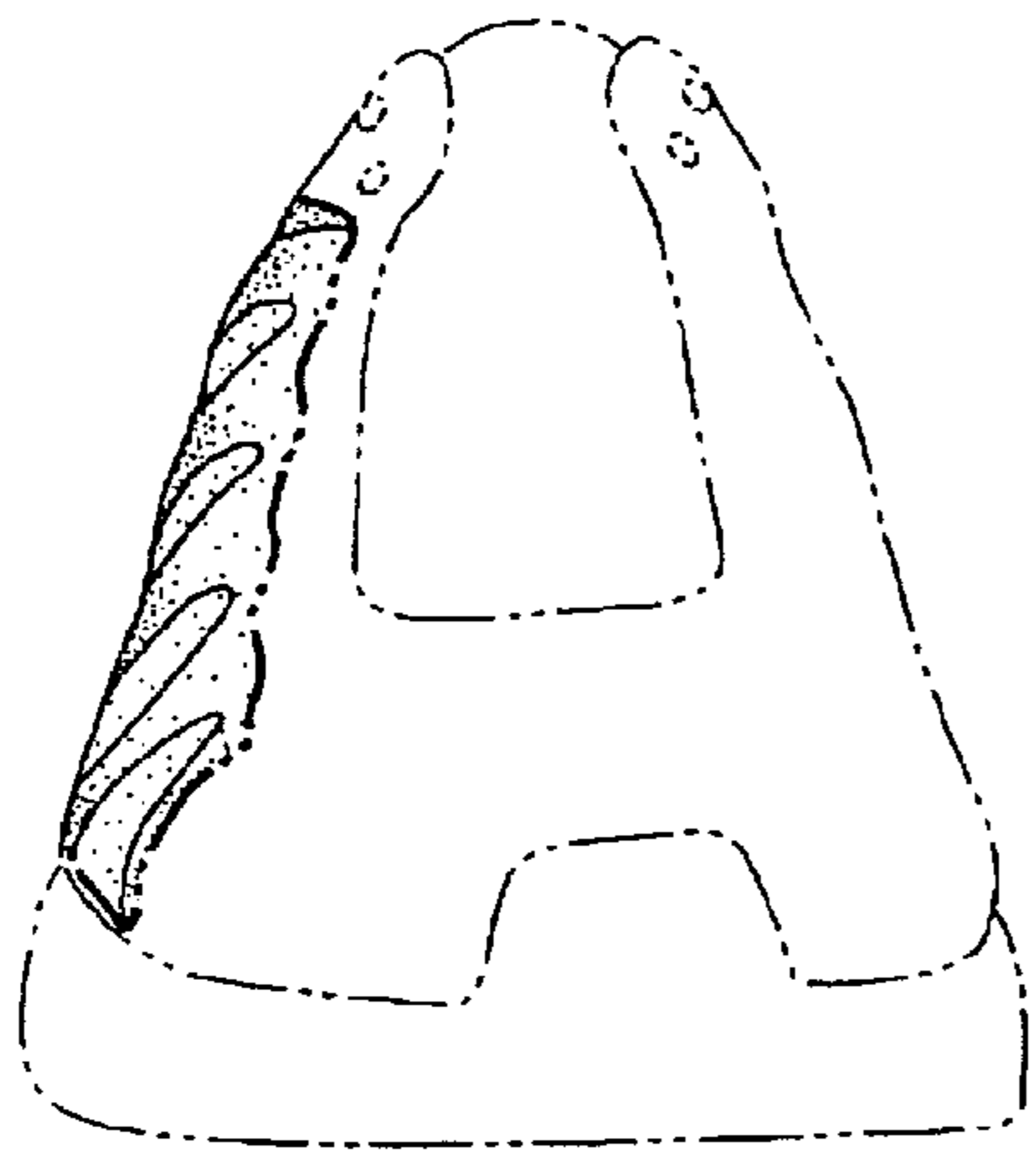


FIG. 3

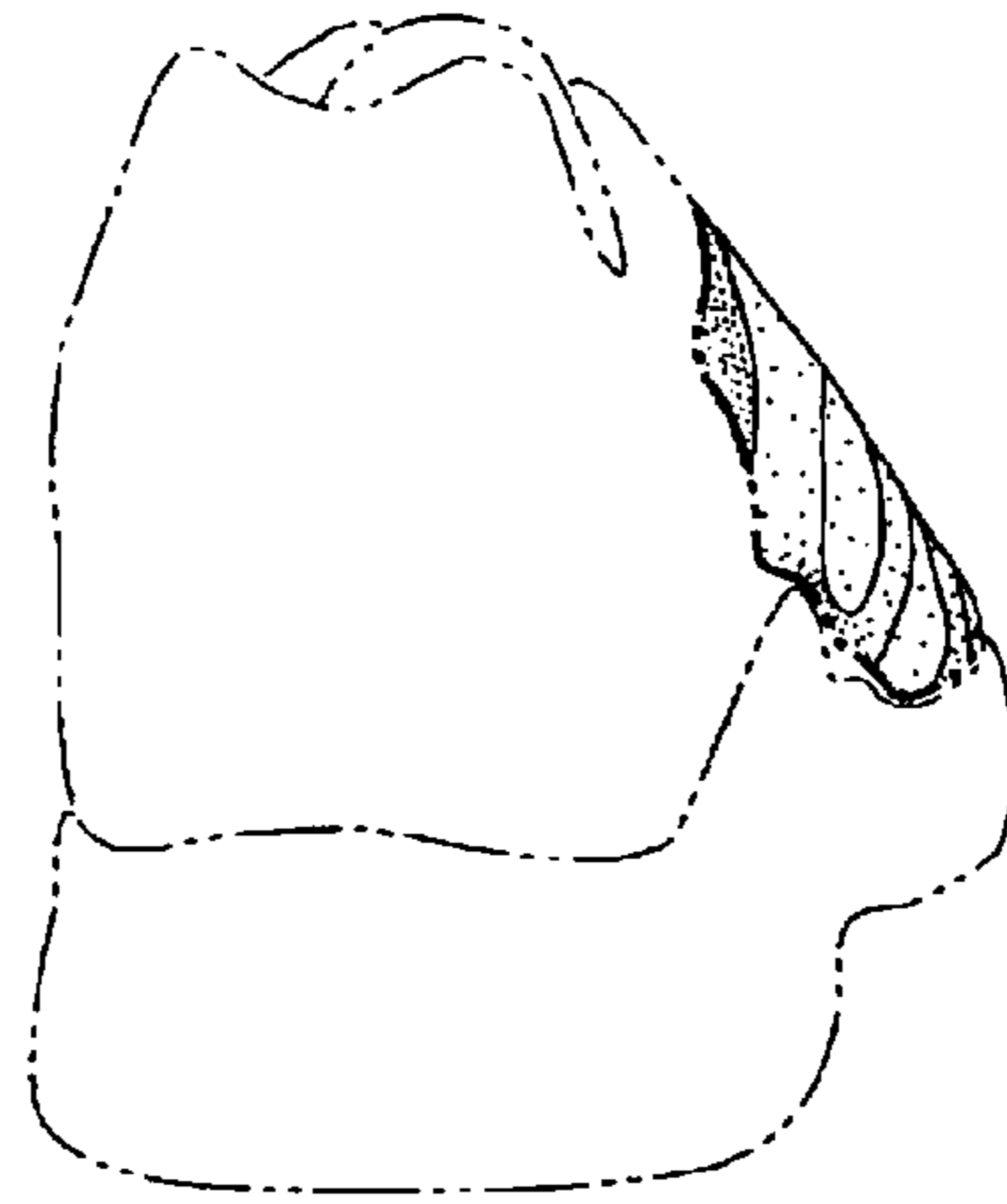


FIG. 4

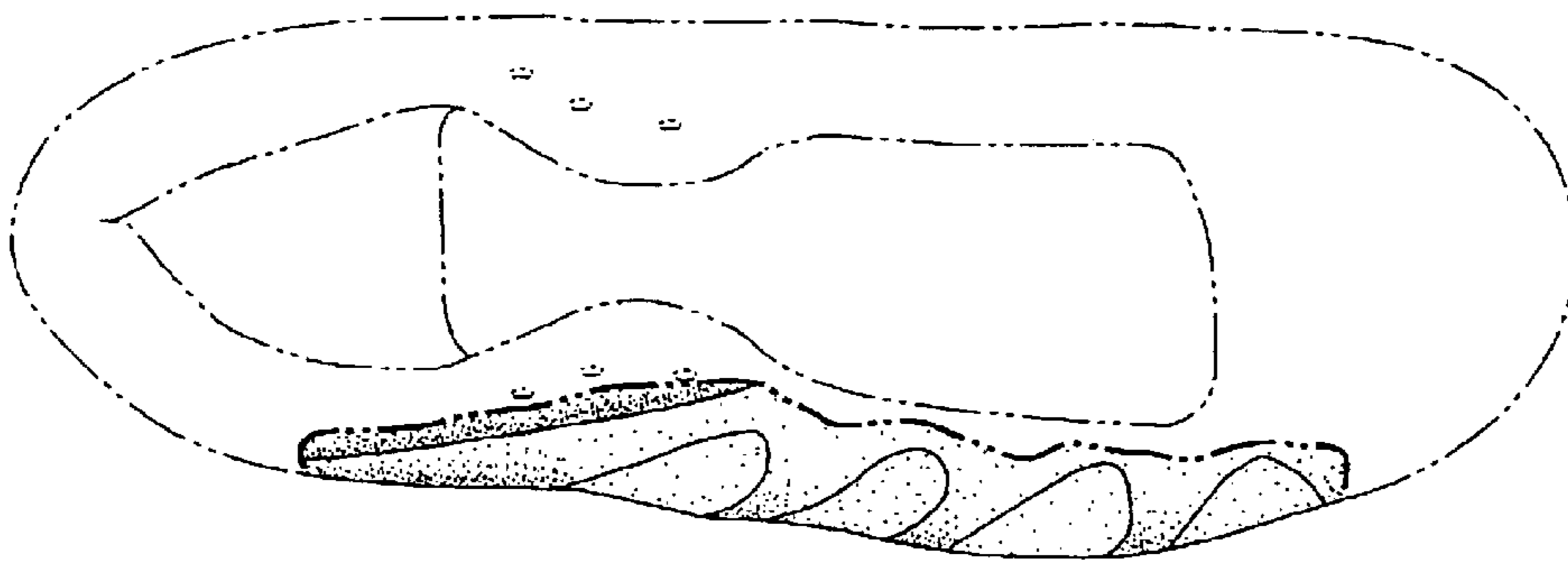


FIG. 5