

US00D497706S1

(12) **United States Design Patent**
Belley et al.

(10) **Patent No.:** **US D497,706 S**

(45) **Date of Patent:** **** Nov. 2, 2004**

(54) **FOOTWEAR SOLE**

(75) Inventors: **Manon Belley**, Laval (CA); **Bruce E. Rogers**, Ketchum, ID (US)

(73) Assignee: **Wolverine World Wide, Inc.**, Rockford, MI (US)

(**) Term: **14 Years**

(21) Appl. No.: **29/193,659**

(22) Filed: **Nov. 12, 2003**

(51) **LOC (7) Cl.** **02-04**

(52) **U.S. Cl.** **D2/957; D2/953; D2/959; D2/960**

(58) **Field of Search** D2/947, 949, 951, D2/953-960; 36/3 B, 22 R, 24.5, 25 R, 32 A, 32 R, 103, 104, 117.3, 117.4

(56) **References Cited**

U.S. PATENT DOCUMENTS

- 354,693 A * 12/1886 Dick
- D18,593 S * 9/1888 Watkinson
- D117,831 S * 11/1939 Johnson
- D119,266 S * 3/1940 Johnson
- D259,823 S * 7/1981 Greenlee D2/954
- D267,288 S * 12/1982 Davis D2/951
- D267,366 S * 12/1982 Davis D2/951
- D282,123 S * 1/1986 Davis D2/959
- D292,142 S * 10/1987 Tonkel et al. D2/957
- D297,383 S * 8/1988 Mourad et al. D2/955
- D321,970 S * 12/1991 Cochran D2/914
- D394,342 S * 5/1998 Schneider D2/959
- D401,745 S * 12/1998 Greenberg D2/957
- D402,451 S * 12/1998 Wunsch D2/959

- D412,394 S * 8/1999 Loveder D2/959
- D427,758 S * 7/2000 Schneider D2/959
- D446,914 S * 8/2001 Cockrell D2/959
- D446,916 S * 8/2001 Cockrell D2/959
- D447,326 S * 9/2001 Cockrell D2/959
- D473,040 S * 4/2003 Hawker et al. D2/896
- D487,955 S * 4/2004 Ammon D2/953

OTHER PUBLICATIONS

Merrell Fall 2002 Catalog, p. 48.

* cited by examiner

Primary Examiner—Celia A. Murphy

(74) *Attorney, Agent, or Firm*—Warner Norcross & Judd

(57) **CLAIM**

We claim the ornamental design for a footwear sole, as shown and described.

DESCRIPTION

FIG. 1 is a perspective view of the footwear sole embodying the new design;

FIG. 2 is a bottom plan view thereof;

FIG. 3 is a right side elevational view thereof;

FIG. 4 is a left side elevational view thereof;

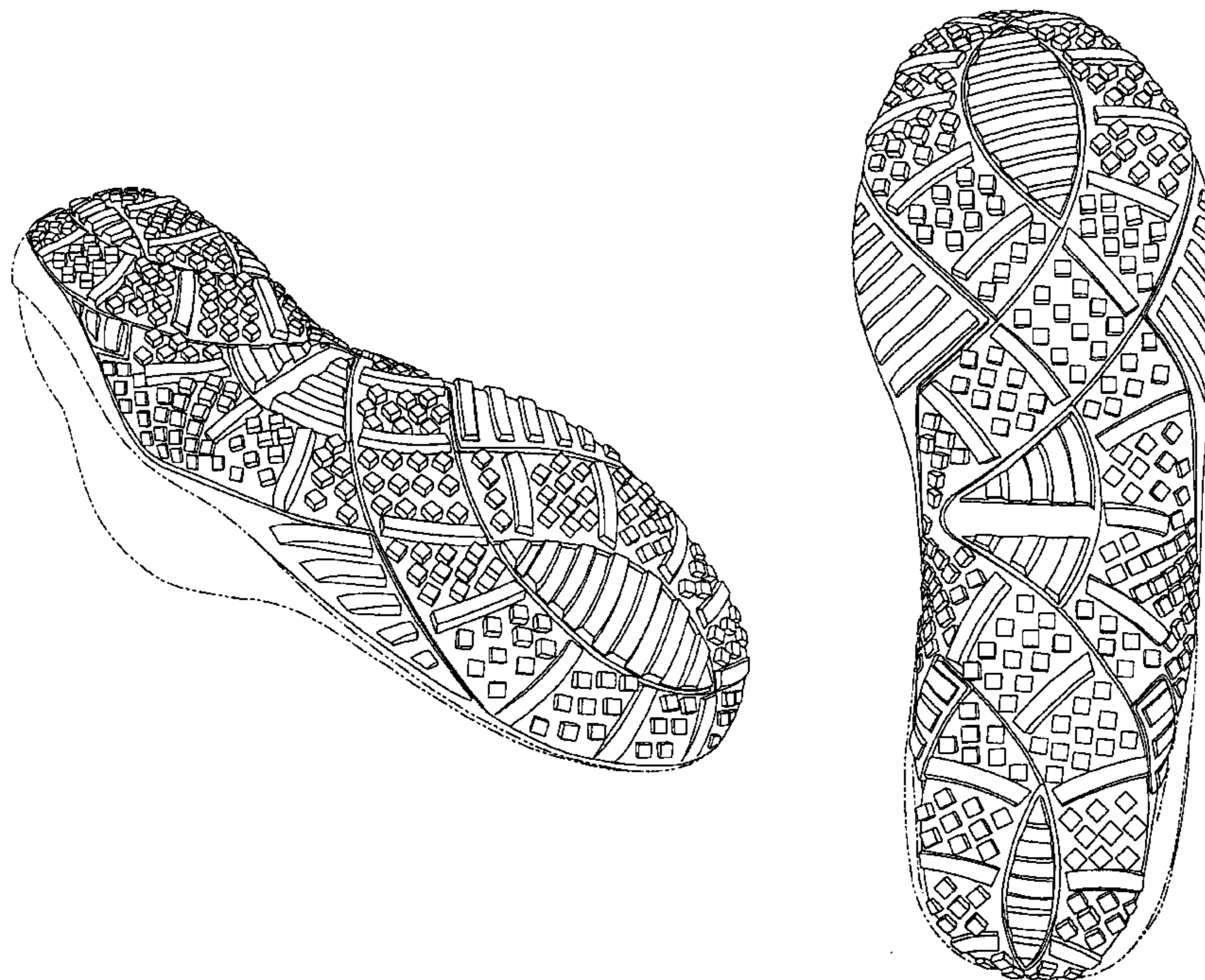
FIG. 5 is a front elevational view thereof; and,

FIG. 6 is a rear elevational view thereof.

FIGS. 1-6 show portions of an upper and a midsole in broken lines. The upper and midsole are shown for environmental purposes and do not form any part of the claimed design.

The broken lines immediately adjacent to the solid lines throughout the views represent the boundary of the design. The broken boundary lines form no part of the claim.

1 Claim, 4 Drawing Sheets



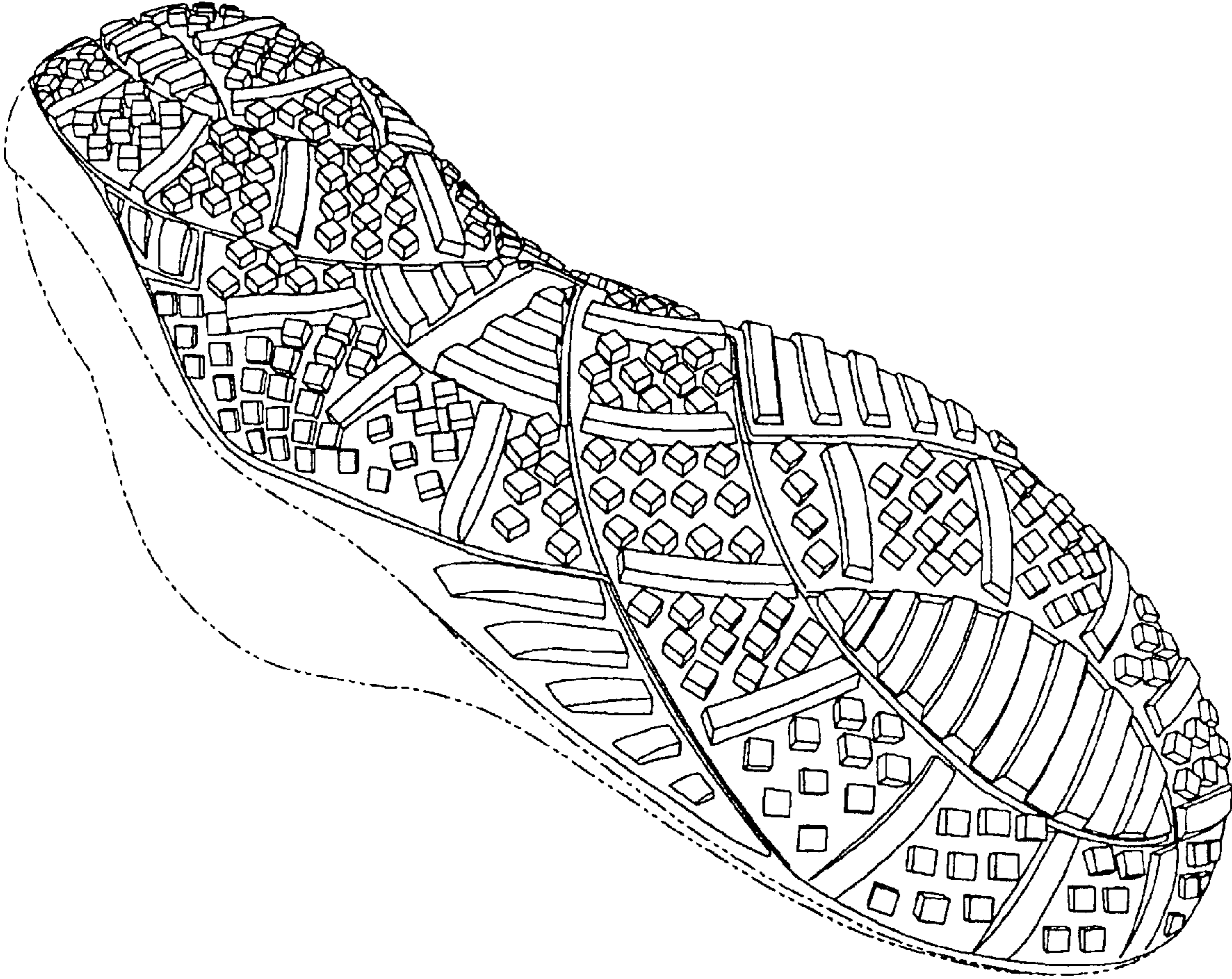


Fig. 1

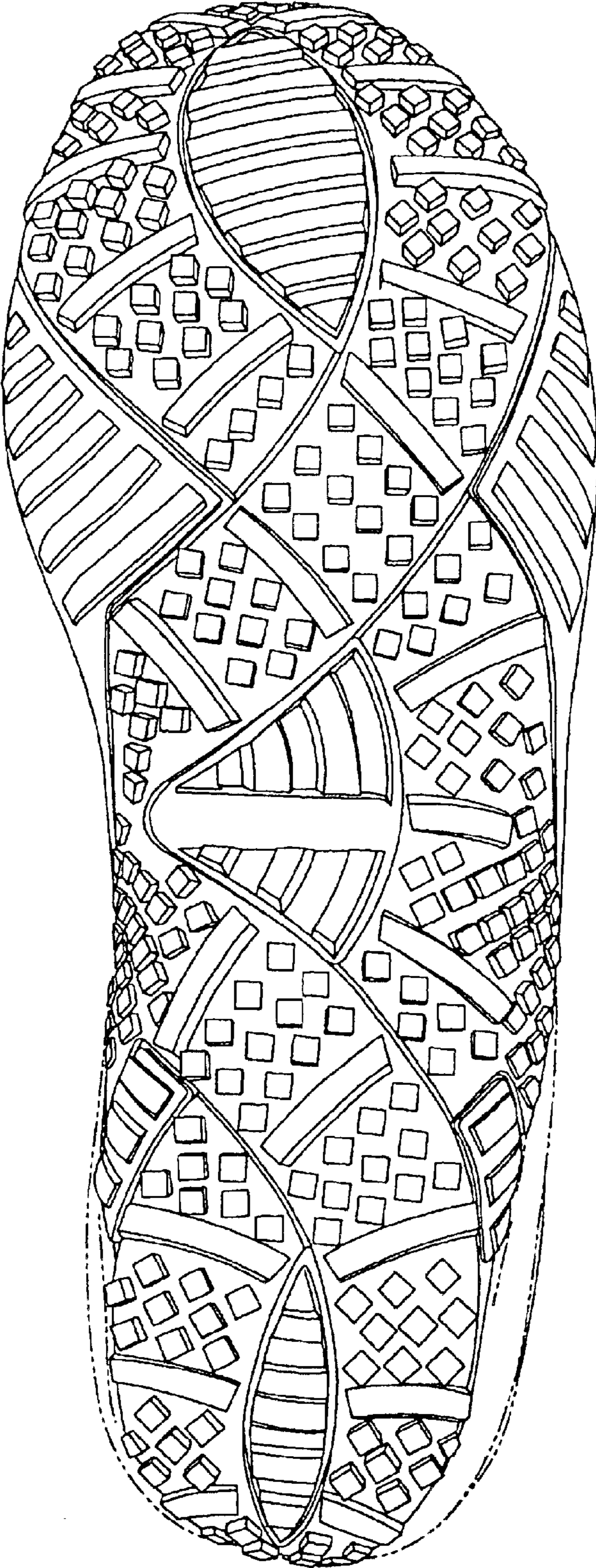


Fig. 2

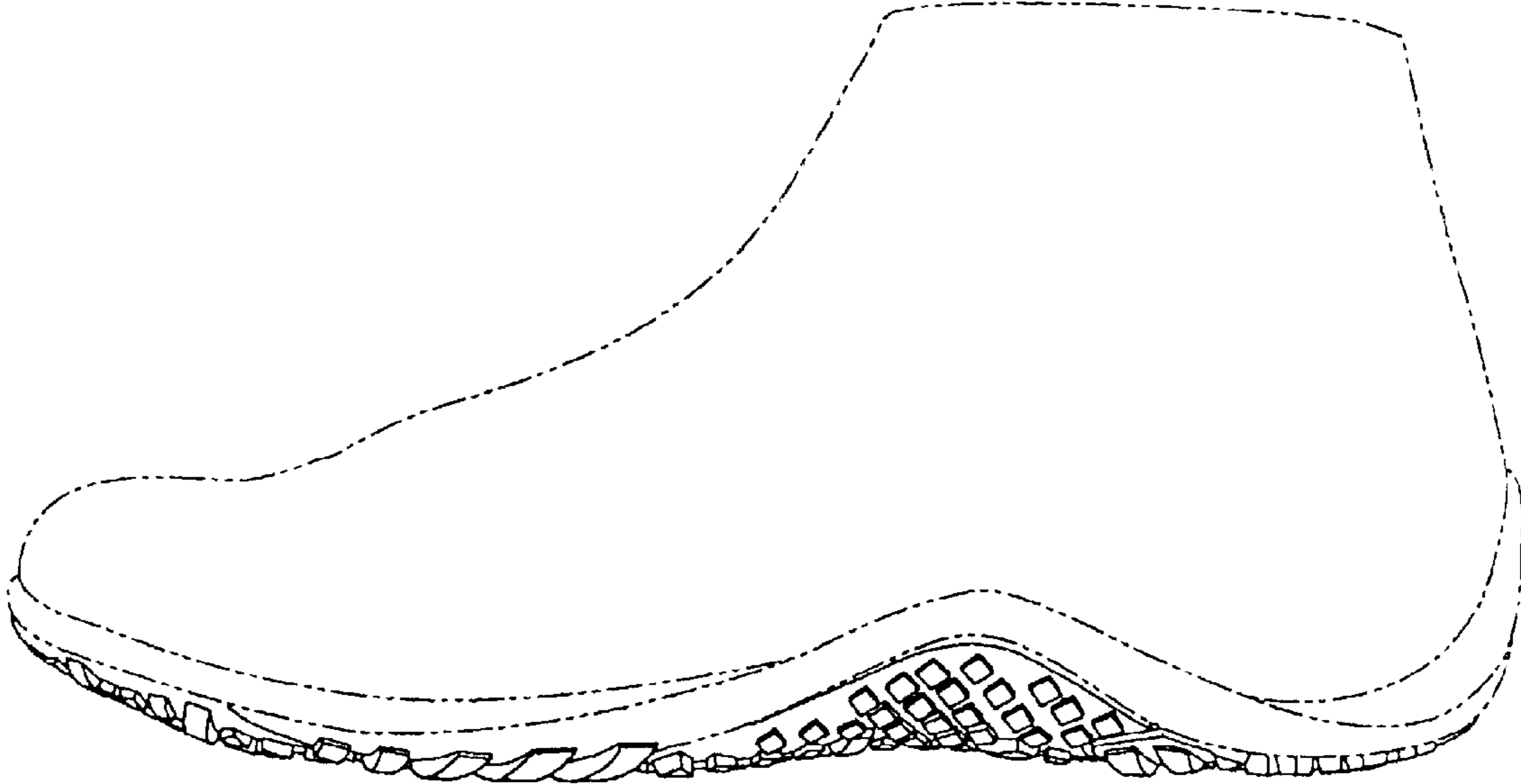


Fig. 3



Fig. 4

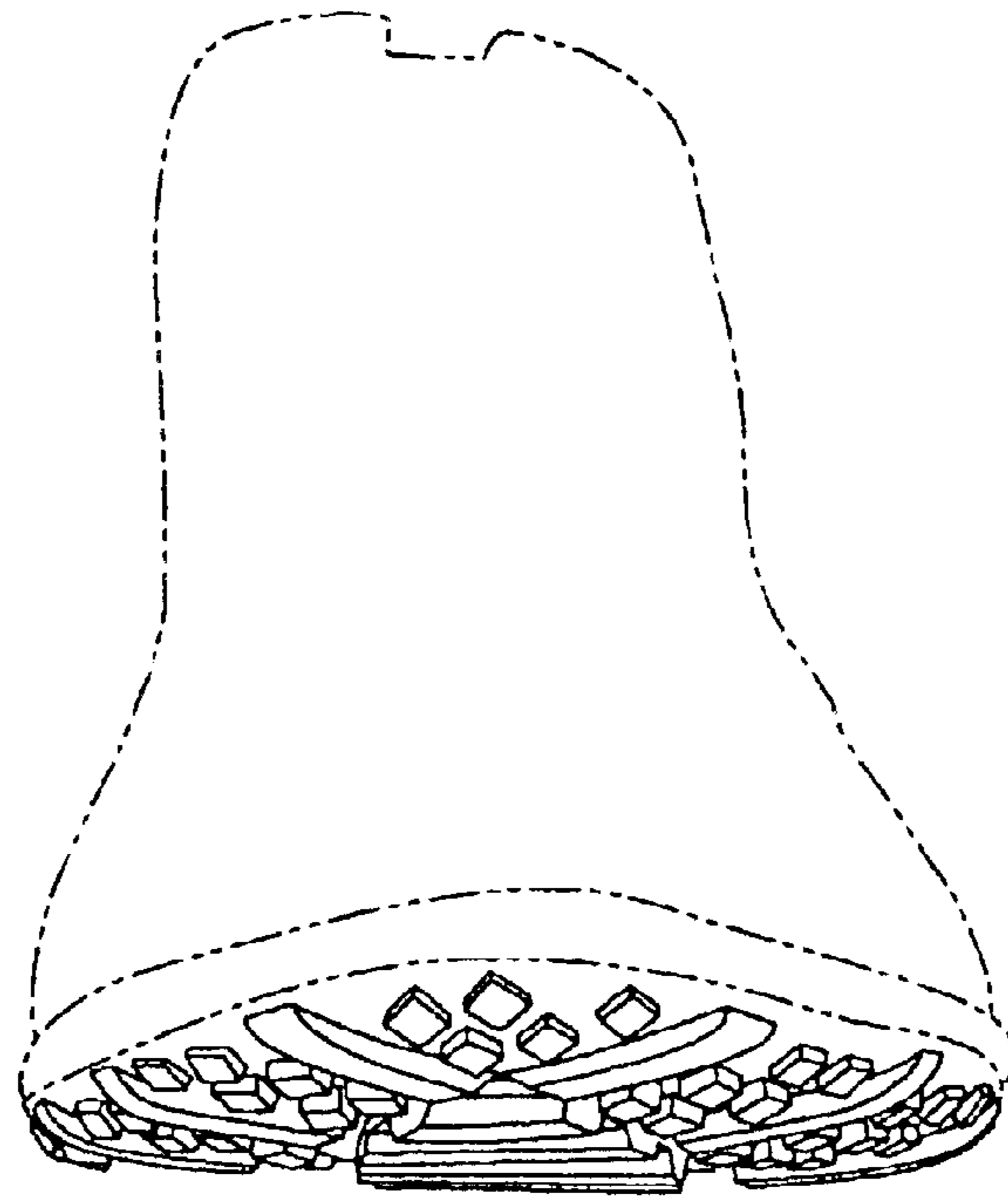


Fig. 5

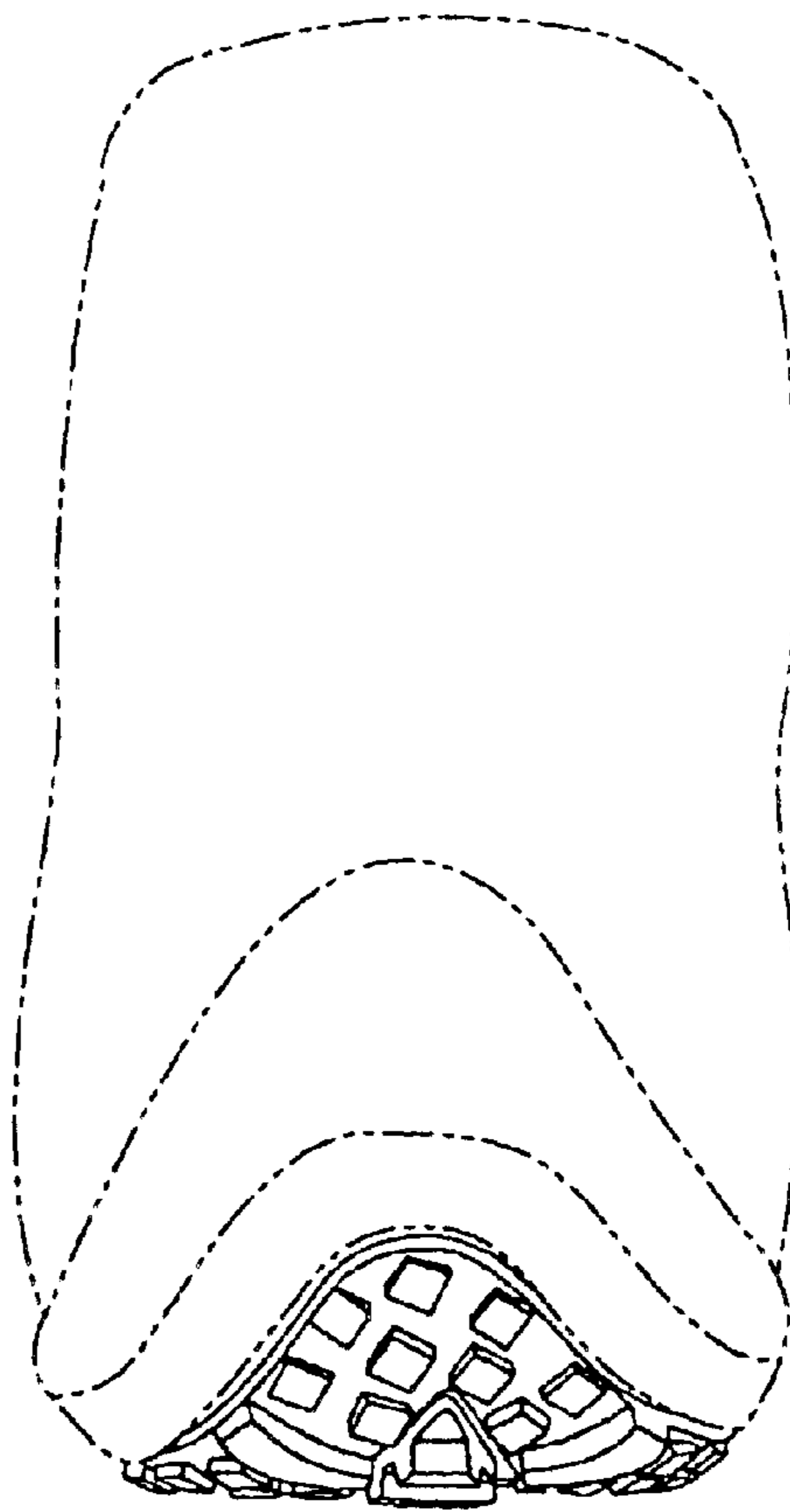


Fig. 6