

US00D497705S1

(12) **United States Design Patent**  
**Turner**

(10) **Patent No.: US D497,705 S**

(45) **Date of Patent: \*\* Nov. 2, 2004**

(54) **SOLE CONSTRUCTION FOR FOOTWEAR**

(75) **Inventor: Jerome A. Turner, Irvine, CA (US)**

(73) **Assignee: American Sporting Goods Corporation, Irvine, CA (US)**

(\*\*) **Term: 14 Years**

(21) **Appl. No.: 29/187,553**

(22) **Filed: Aug. 4, 2003**

(51) **LOC (7) Cl. .... 02-04**

(52) **U.S. Cl. .... D2/954; D2/951; D2/953; D2/957; D2/959; D2/960**

(58) **Field of Search .... D2/902, 946-949, D2/951-960; 36/3 B, 22 R, 25 R, 30 R, 32 A, 32 R, 59 R, 67 A, 67 B**

(56) **References Cited**

**U.S. PATENT DOCUMENTS**

D68,214 S	*	9/1925	McDonald	
1,725,519 A	*	8/1929	Hopwood	36/32 R
D81,915 S	*	9/1930	Burchfield	
D147,383 S	*	8/1947	Shaffer	
D213,414 S	*	3/1969	Dittmar	
D213,416 S	*	3/1969	Dittmar	
D321,425 S	*	11/1991	Mitsui	D2/954
D329,740 S	*	9/1992	Kiyosawa et al.	D2/959
D329,741 S	*	9/1992	Kiyosawa	D2/959
D333,034 S	*	2/1993	McDonald	D2/953
D343,726 S	*	2/1994	Kawasaki	D2/960
D371,893 S	*	7/1996	Kayano et al.	D2/959

D389,294 S	*	1/1998	Fogg	D2/959
D400,345 S	*	11/1998	Teaque	D2/957
D406,446 S	*	3/1999	Yun	D2/960
D421,831 S	*	3/2000	McDowell	D2/953
D441,944 S	*	5/2001	Rogers	D2/956
D444,293 S	*	7/2001	Turner et al.	D2/958
D462,829 S	*	9/2002	Rogers	D2/959
D487,333 S	*	3/2004	Laska	D2/958

\* cited by examiner

*Primary Examiner*—Celia A. Murphy

(74) *Attorney, Agent, or Firm*—Michael A. Painter

(57) **CLAIM**

The ornamental design for a sole construction for footwear, as shown.

**DESCRIPTION**

FIG. 1 is a front perspective view of a shoe sole showing my new design;

FIG. 2 is a bottom perspective view thereof;

FIG. 3 is a left side elevational view thereof;

FIG. 4 is a bottom plan view thereof;

FIG. 5 is a right side elevational

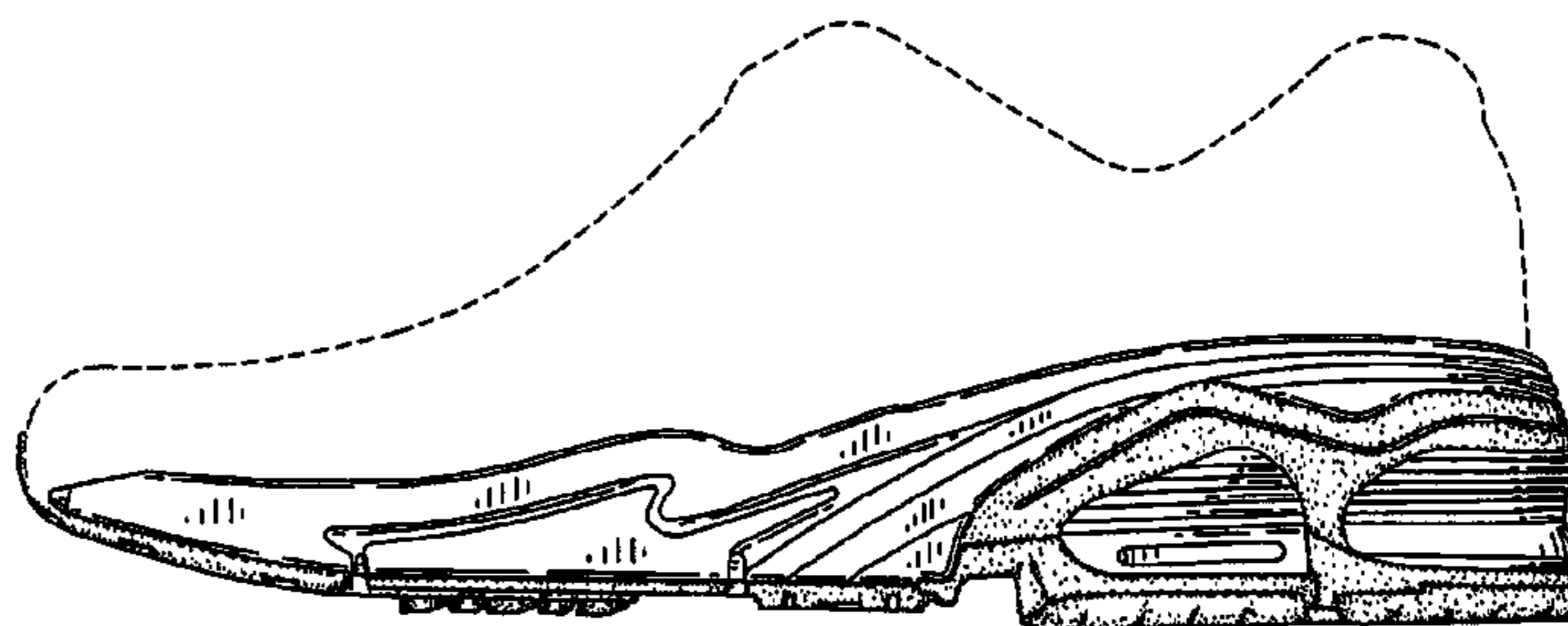
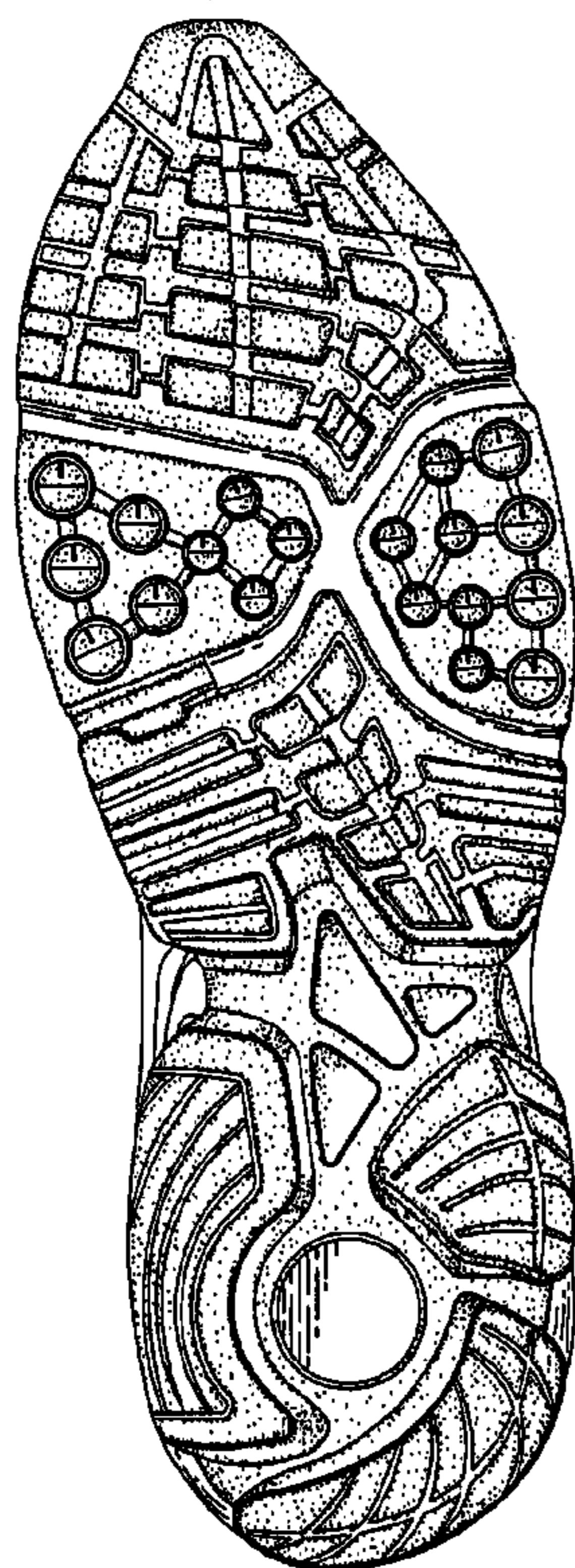
FIG. 6 is a top plan view thereof;

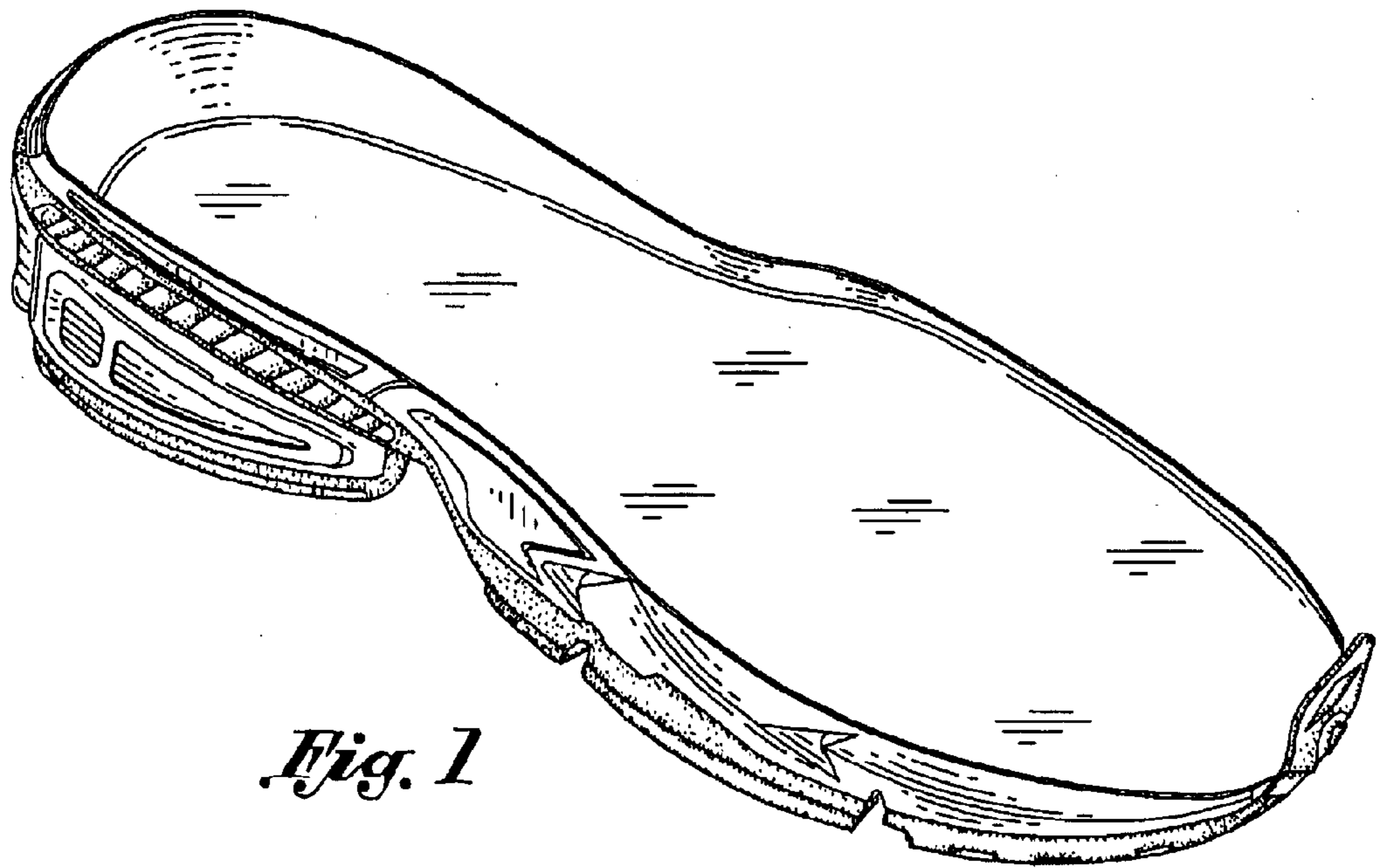
FIG. 7 is a front elevation view thereof; and,

FIG. 8 is a rear elevation view thereof.

The broken lines showing a shoe upper in FIGS. 3, 5, 7, & 8 illustrate the portion of the design that forms no part of the claim.

**1 Claim, 4 Drawing Sheets**

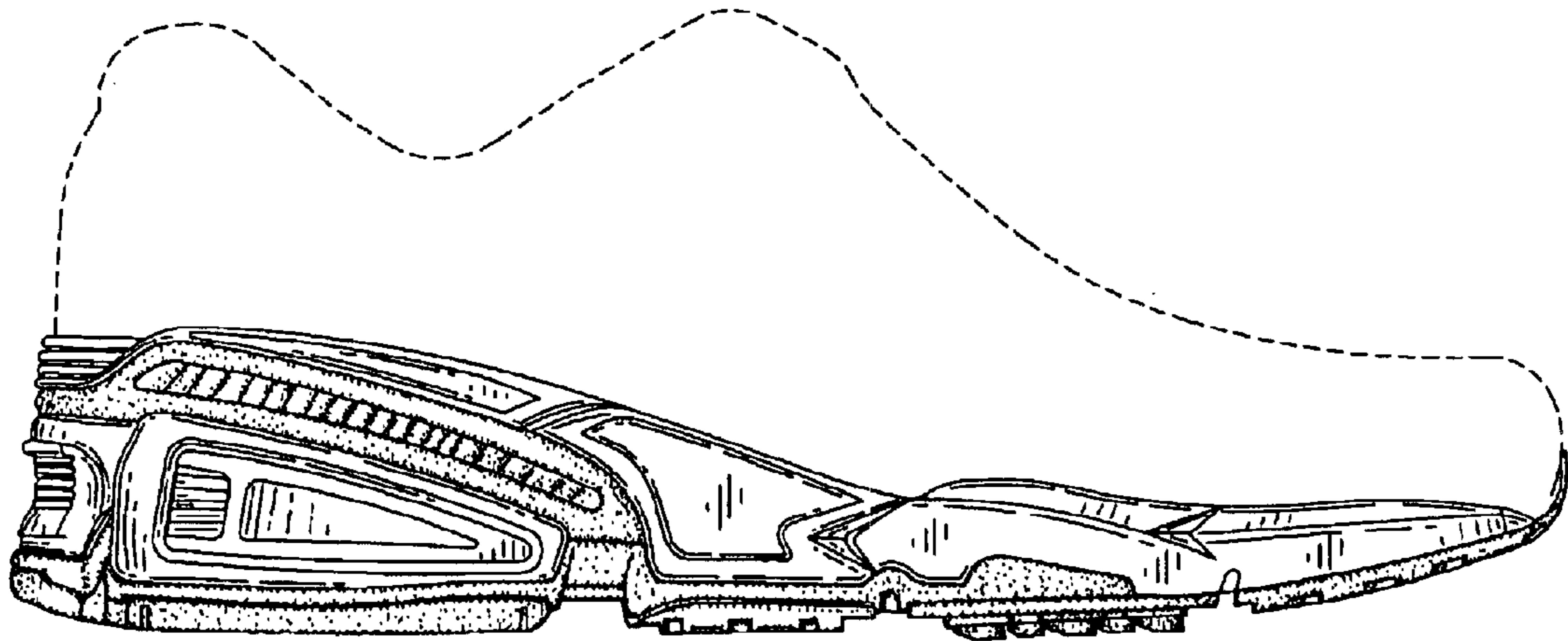




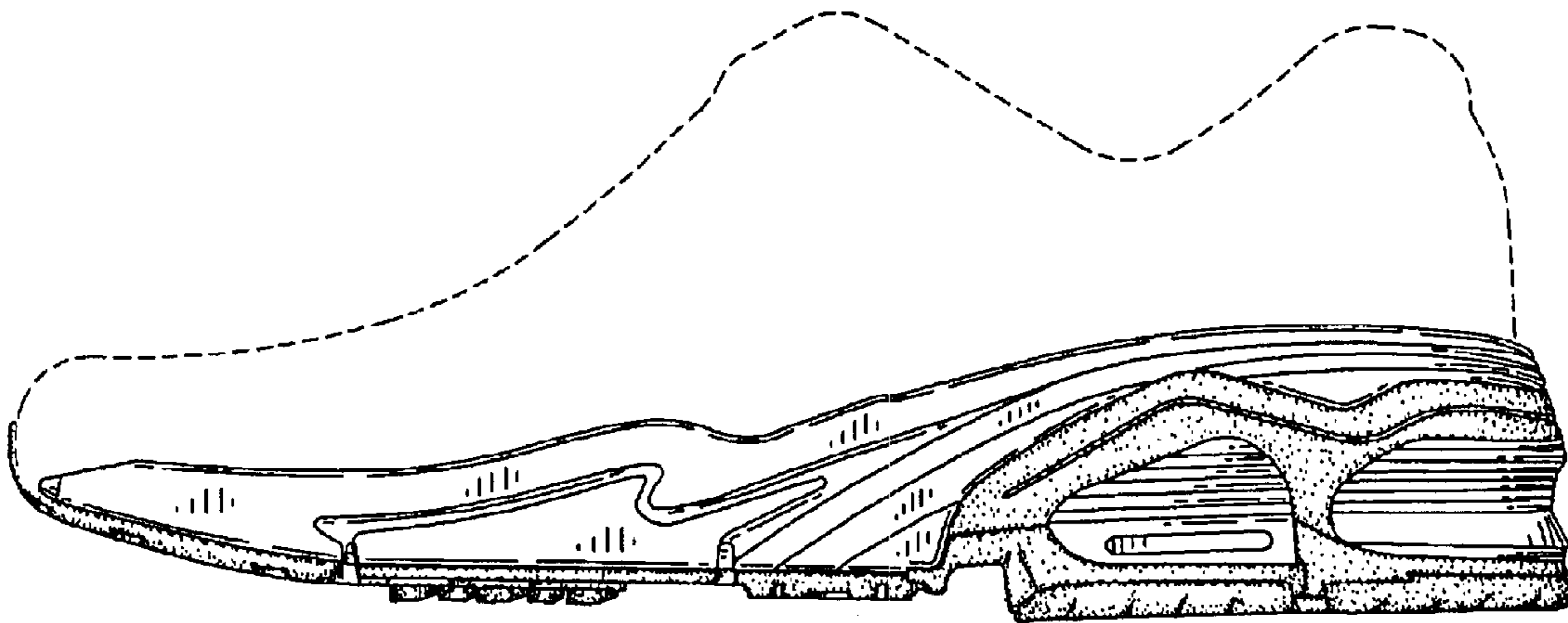
*Fig. 1*



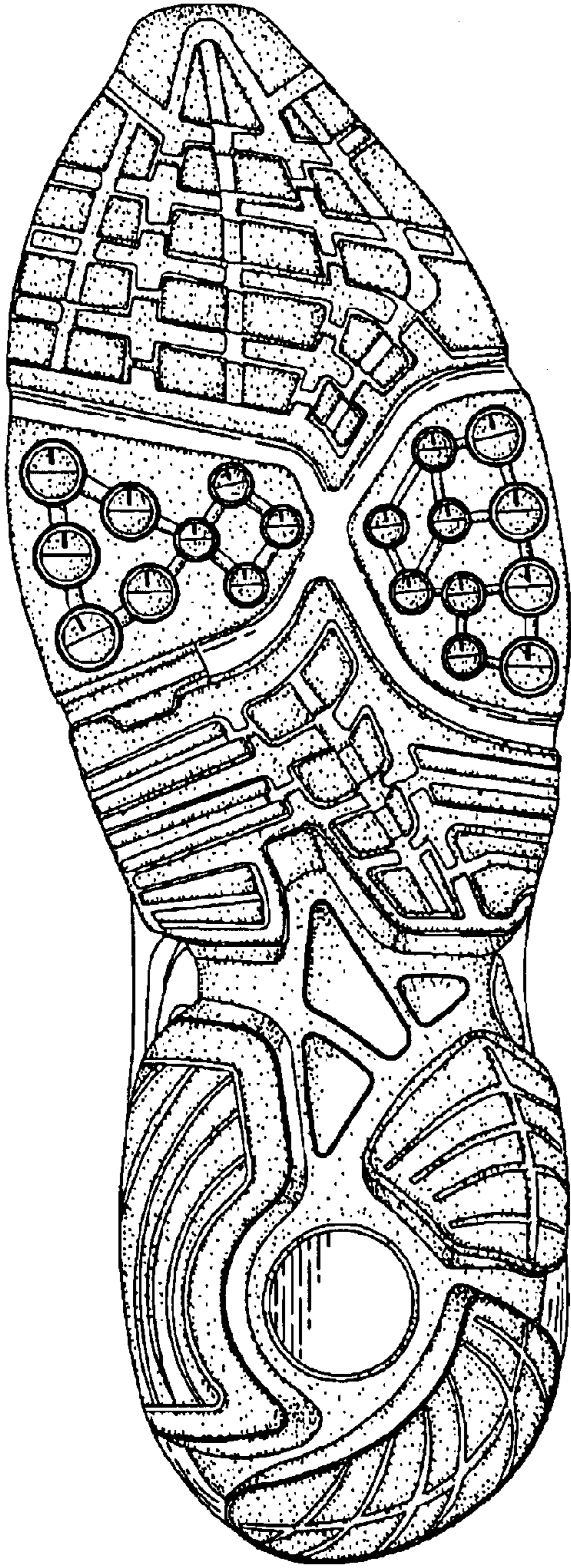
*Fig. 2*



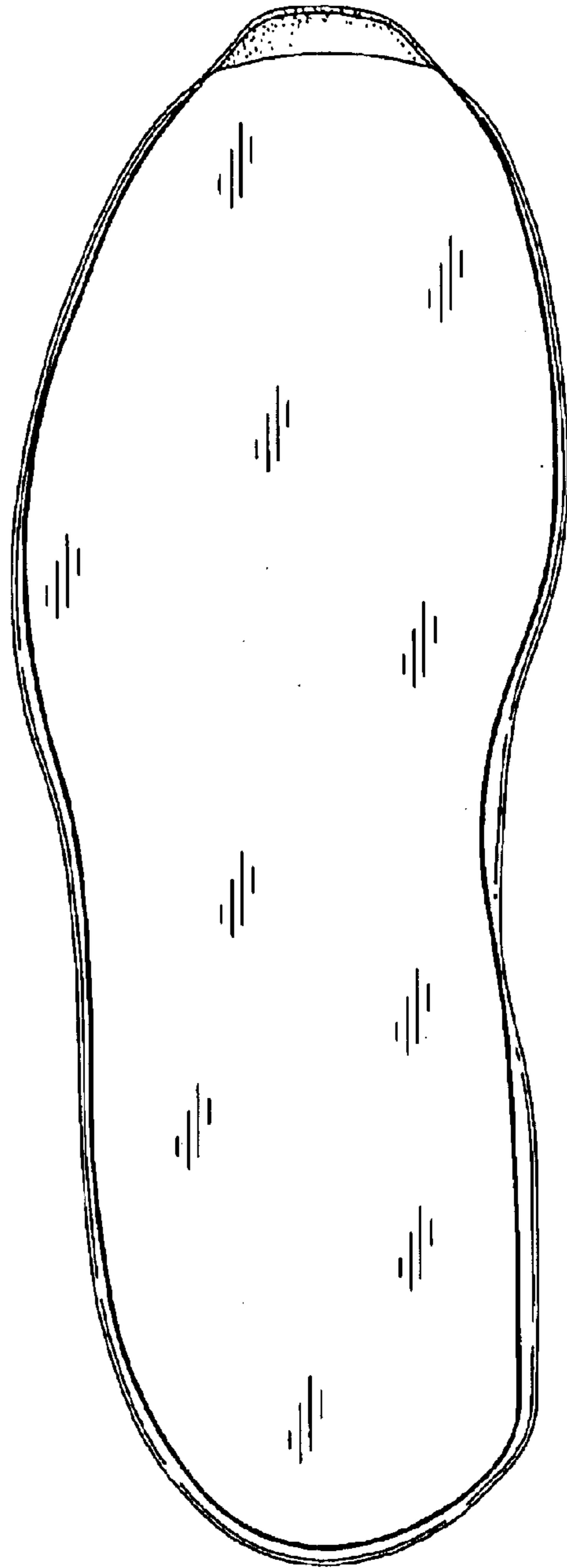
*Fig. 3*



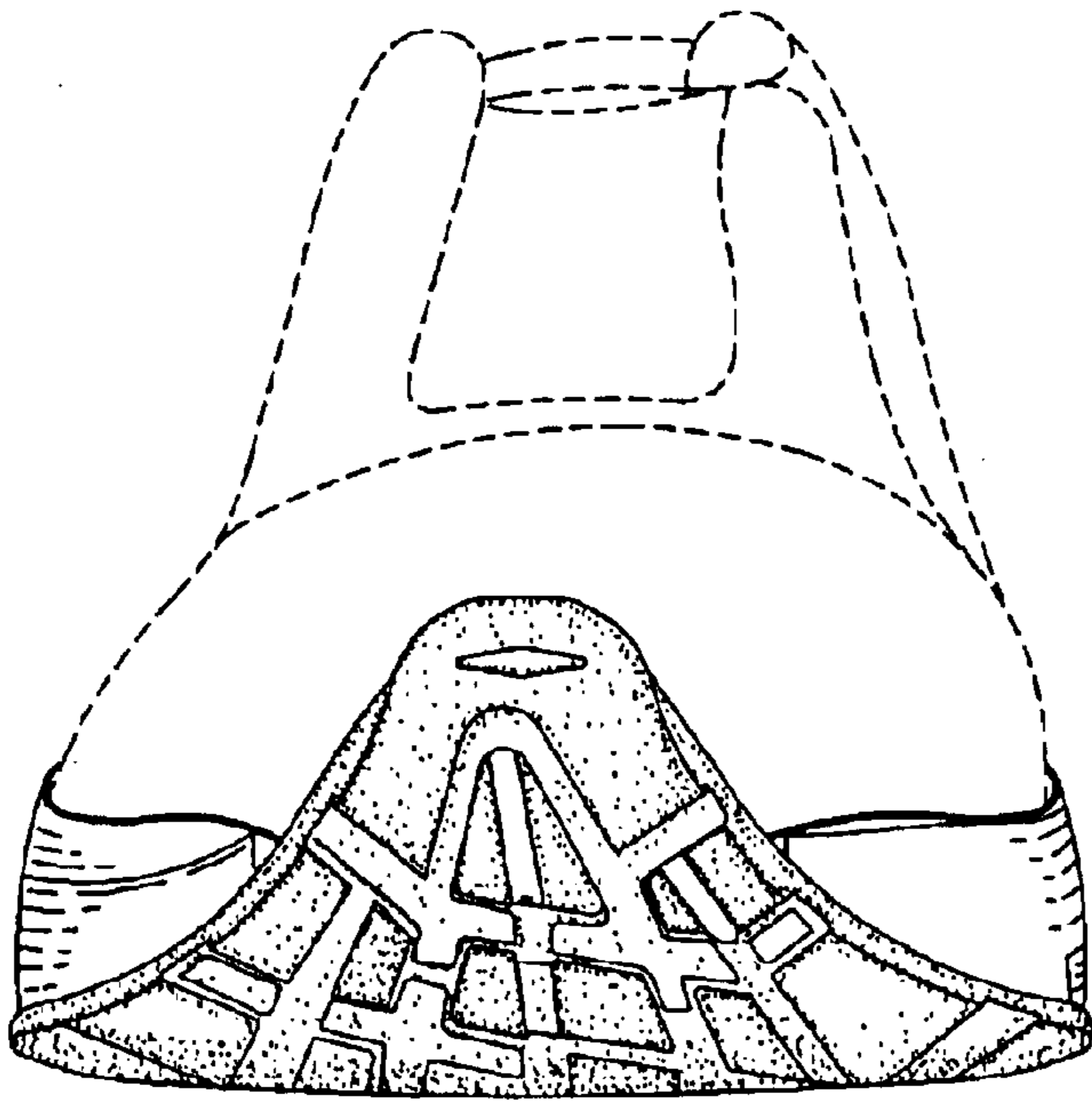
*Fig. 5*




*Fig. 4*



*Fig. 6*



*Fig. 7*



*Fig. 8*