

US00D497700S1

(12) **United States Design Patent**
Polvilampi

(10) **Patent No.:** **US D497,700 S**
(45) **Date of Patent:** **** Oct. 26, 2004**

(54) **PROFILE FOR A LIFT TRUCK MAST**

(75) Inventor: **Janne Polvilampi, Helsinki (FI)**

(73) Assignee: **Rocla Oyj, Jarvenpaa (FI)**

(**) Term: **14 Years**

(21) Appl. No.: **29/170,107**

(22) Filed: **Oct. 31, 2002**

(51) **LOC (7) Cl.** **12-05**

(52) **U.S. Cl.** **D34/34; D34/35**

(58) **Field of Search** **D34/34; 414/572;**
180/89.12, 89.13, 89.17, 313; 187/222,
414; D25/122, 121; 463/205, 134; 52/586.2,
573.1, 588, 588.1, 580, 585.1; D6/492,
495

(56) **References Cited**

U.S. PATENT DOCUMENTS

2,009,547	A	*	7/1935	Ginder	52/438
2,268,147	A	*	12/1941	Hasenburger et al.	52/483.1
3,687,484	A	*	8/1972	Cosby	280/755
4,170,377	A	*	10/1979	Ingram	296/180.5
4,312,418	A	*	1/1982	Rittman	180/69.21
D267,776	S	*	2/1983	Holgerson et al.	D8/396
4,811,516	A	*	3/1989	Anderson	49/49
D336,712	S	*	6/1993	Ledingham	D34/29

5,295,341	A	*	3/1994	Kajiwara	52/586.2
5,577,795	A	*	11/1996	Shinsen	296/190.11
D385,078	S	*	10/1997	Thom, Jr.	D34/29
5,820,199	A	*	10/1998	Camplin et al.	296/102
D406,226	S	*	3/1999	Larson	D8/354
6,044,606	A	*	4/2000	Hamar	52/403.1
6,065,799	A	*	5/2000	Suwabe et al.	296/190.04
D428,325	S	*	7/2000	van Dreumel et al.	D8/354
6,189,282	B1	*	2/2001	VanderWerf	52/582.1
6,543,563	B1	*	4/2003	Muraro	180/89.12
D475,470	S	*	6/2003	Oakley	D25/199

* cited by examiner

Primary Examiner—Cynthia E. Ramirez

(74) *Attorney, Agent, or Firm*—Klauber & Jackson

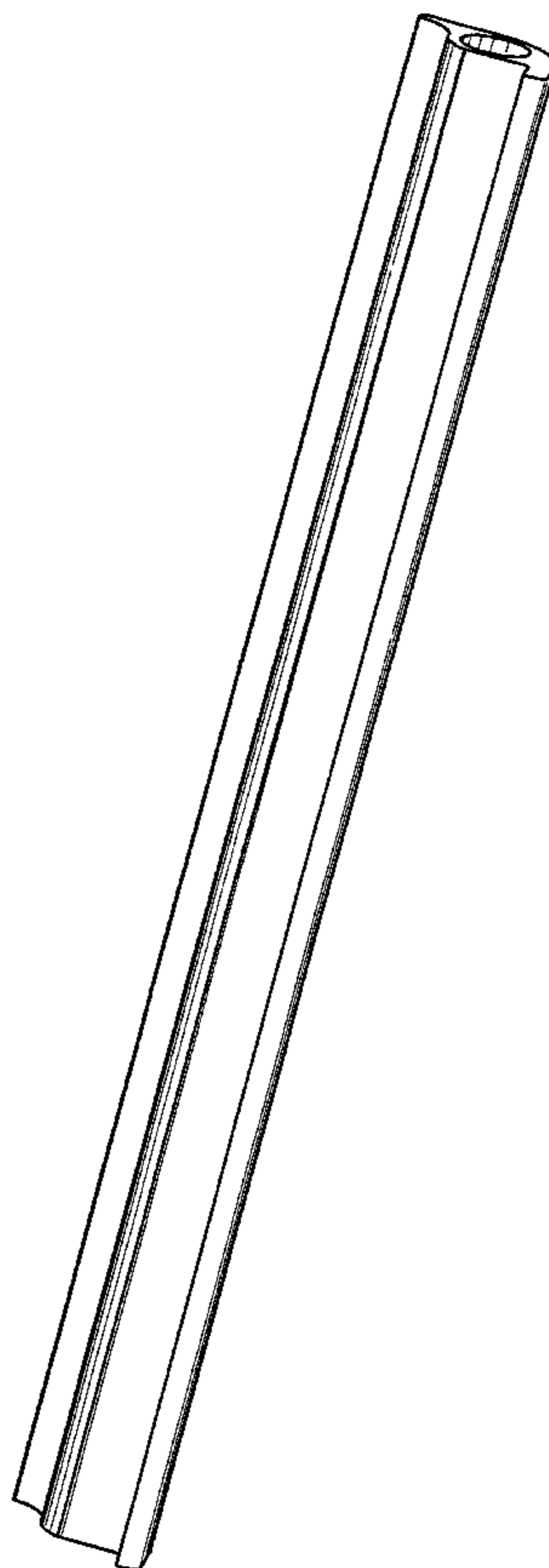
(57) **CLAIM**

The ornamental design for profile for a lift truck mast, as shown.

DESCRIPTION

FIG. 1 is a perspective view showing the rear, the right side and the top of the profile for a lift truck mast of my new design, the bottom is identical with the top part; FIG. 2 is an enlarged side view thereof, the other side view being a mirror image thereof; and, FIG. 3 is a partial enlargement of the perspective view of FIG. 1.

1 Claim, 2 Drawing Sheets



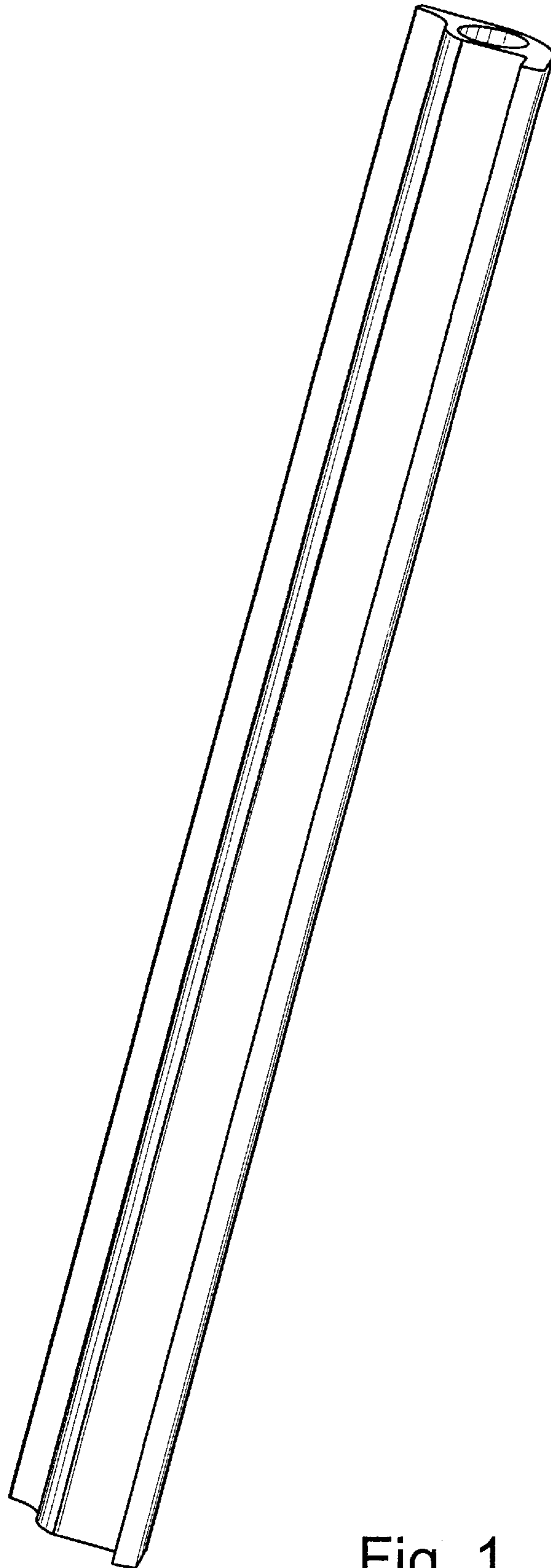


Fig. 1

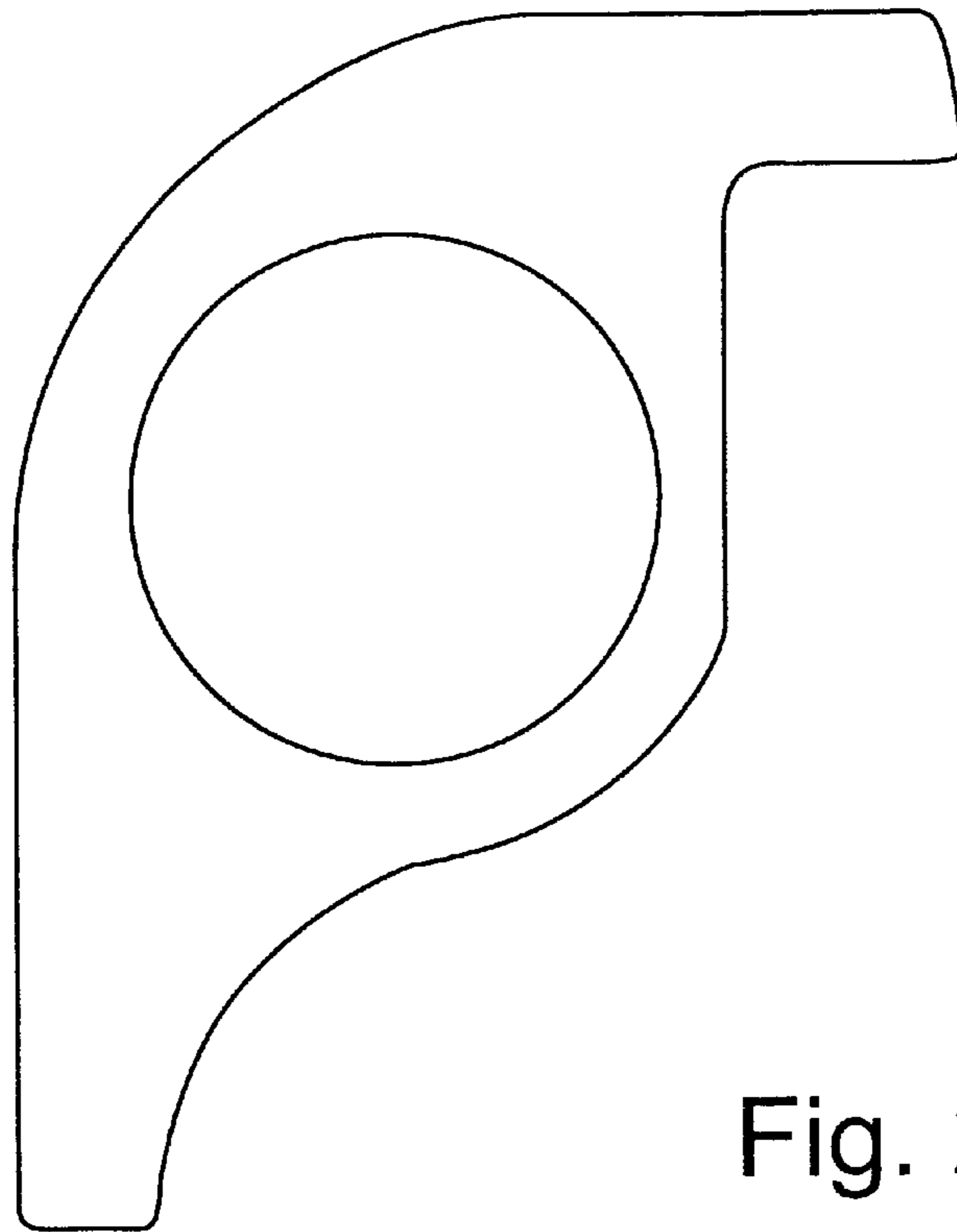


Fig. 2

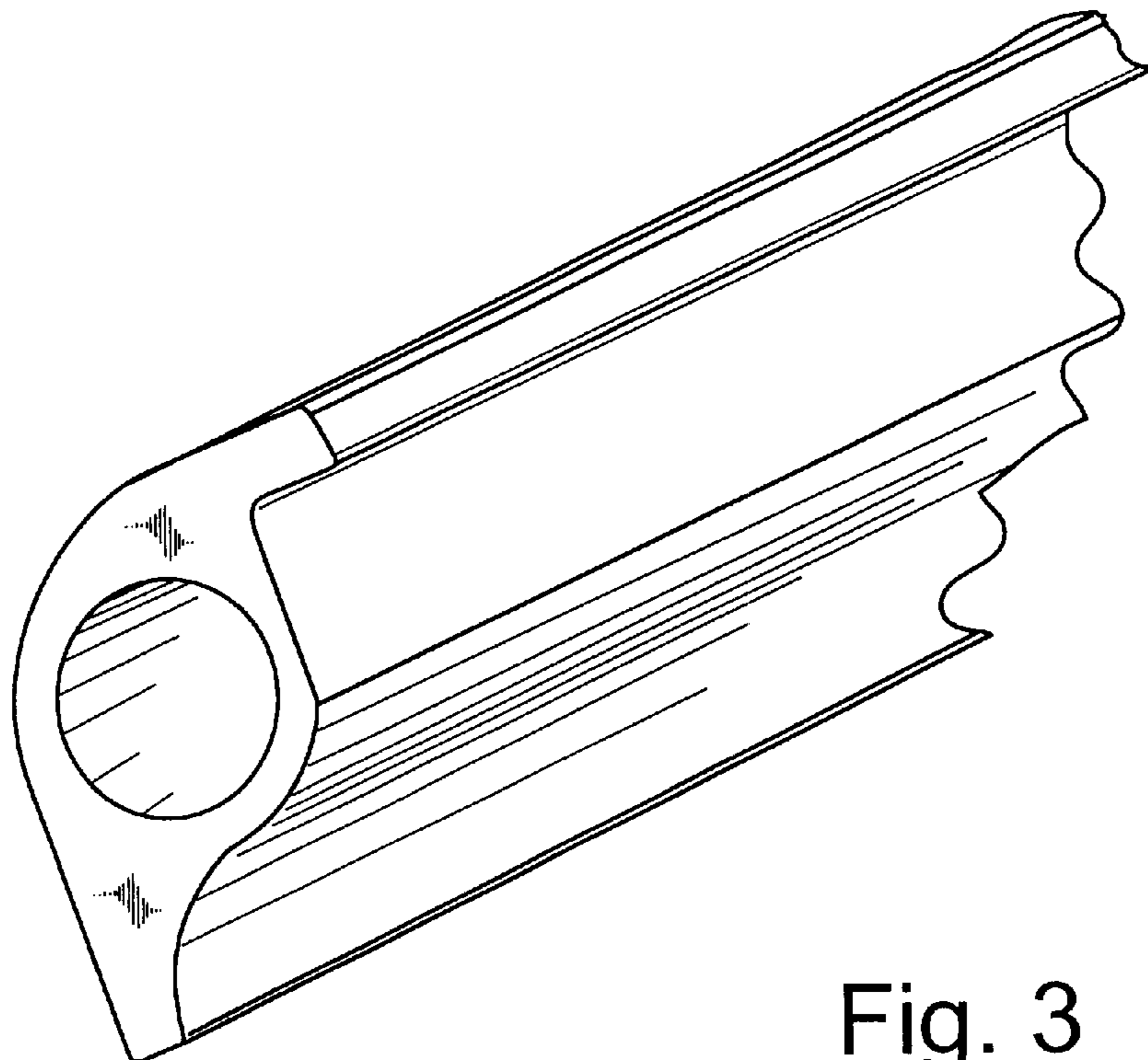


Fig. 3