

US00D497697S1

(12) **United States Design Patent** (10) **Patent No.:** **US D497,697 S**
Alsruhe et al. (45) **Date of Patent:** **** Oct. 26, 2004**

(54) **SPRAYING NOZZLE SUPPORT**
 (75) Inventors: **Wallis Alsruhe**, Manchester, MD (US);
Wade King, Columbia, MD (US);
Kevin W. Covell, Parkton, MD (US)
 (73) Assignee: **Black & Decker Inc.**, Newark, DE
 (US)
 (**) Term: **14 Years**

4,724,567 A 2/1988 Roncs
 4,734,954 A 4/1988 Greskovics et al.
 4,763,377 A 8/1988 Madsen
 4,780,992 A 11/1988 McKervey
 4,893,370 A 1/1990 Klotz
 4,964,398 A 10/1990 Jones
 5,058,229 A 10/1991 Plazanet
 5,088,149 A 2/1992 Berg et al.
 5,109,568 A 5/1992 Rohn et al.
 5,157,873 A 10/1992 Rudolf et al.
 5,289,605 A 3/1994 Armbruster
 5,353,461 A 10/1994 Enriquez

(21) Appl. No.: **29/182,625**
 (22) Filed: **May 29, 2003**

(List continued on next page.)

(51) **LOC (7) Cl.** **15-05**
 (52) **U.S. Cl.** **D32/25**
 (58) **Field of Search** D32/1, 15, 17-22,
 D32/25, 31; D8/61-62; D4/102; 15/23,
 28, 32, 34, 3.12, 302, 320

FOREIGN PATENT DOCUMENTS

JP 6-304116 11/1994

Primary Examiner—Robert A. Delehanty
 (74) *Attorney, Agent, or Firm*—Harness, Dickey & Pierce,
 P.L.C.

(56) **References Cited**
 U.S. PATENT DOCUMENTS

1,870,232 A 8/1932 Brim
 2,782,452 A 2/1957 Kitto et al.
 3,023,971 A 3/1962 Milhous
 3,058,136 A 10/1962 Rachlin
 3,164,855 A 1/1965 Hencken
 3,226,259 A 12/1965 Armbrust
 3,366,288 A 1/1968 Goldschein
 3,398,848 A 8/1968 Donovan
 3,614,705 A 10/1971 Descarries et al.
 3,688,139 A 8/1972 Yaguchi
 3,731,334 A 5/1973 Carboneli
 3,908,220 A 9/1975 Adamson et al.
 4,045,836 A 9/1977 Glenn
 4,084,281 A 4/1978 Smith
 4,188,682 A 2/1980 Burglin et al.
 4,202,068 A 5/1980 Lester et al.
 4,207,640 A 6/1980 Sekula et al.
 4,399,578 A 8/1983 Bordeaux
 4,417,826 A 11/1983 Floros
 4,490,873 A 1/1985 Stratton
 4,524,477 A 6/1985 Williams, III et al.
 4,686,735 A * 8/1987 Soeffker et al. 15/320

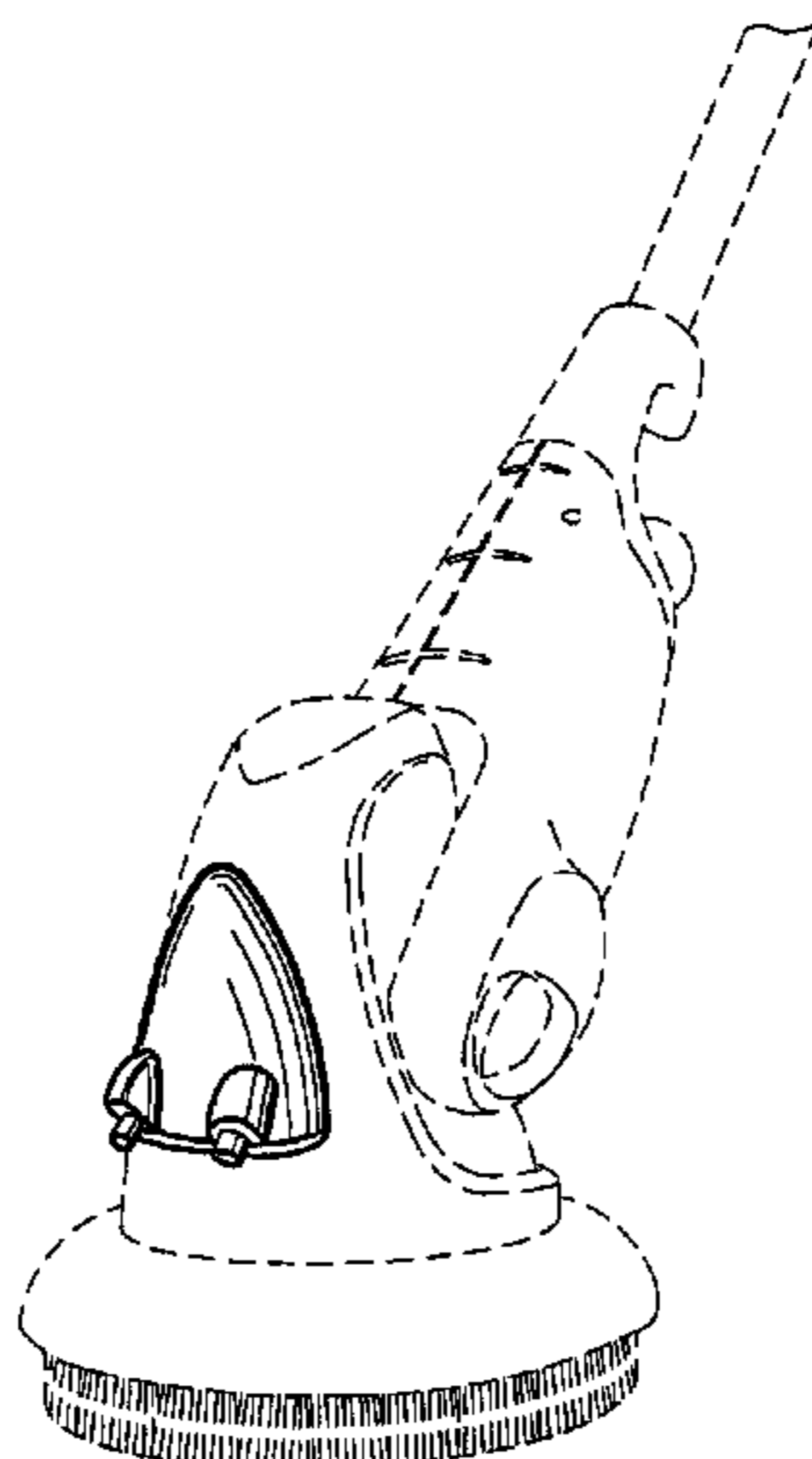
(57) **CLAIM**

The ornamental design for a spraying nozzle support, substantially as shown and described.

DESCRIPTION

FIG. 1 is a perspective view of the spraying nozzle support in accordance with the present invention;
 FIG. 2 is a front plan view of the nozzle support of FIG. 1.
 FIG. 3 is a rear plan view of the nozzle support of FIG. 1.
 FIG. 4 is a right side plan view of the nozzle support of FIG. 1.
 FIG. 5 is a left side plan view of the nozzle support of FIG. 1.
 FIG. 6 is a top plan view of the nozzle support of FIG. 1; and,
 FIG. 7 is a bottom plan view of the nozzle support of FIG. 1.
 The broken line showing of a scrubber head and support attachment is for illustrative purposes only and forms no part of the claimed design.

1 Claim, 6 Drawing Sheets



U.S. PATENT DOCUMENTS

5,371,912 A	12/1994	Hall	5,960,503 A	10/1999	Del Pozo Y Mattei
5,423,102 A	6/1995	Madison	6,009,593 A	1/2000	Crouser et al.
5,500,972 A	3/1996	Foster	6,016,812 A	1/2000	Guyann
5,513,409 A	5/1996	Biegel	6,026,529 A	2/2000	Caruso
5,588,176 A	12/1996	Sixsmith	6,058,542 A	5/2000	Lo
5,649,334 A	7/1997	Henriquez et al.	6,088,873 A	7/2000	Pacchini et al.
5,701,625 A	12/1997	Siman	6,112,354 A	9/2000	Stoltz et al.
5,784,744 A	7/1998	Toran	6,164,496 A	12/2000	Gregory
5,842,243 A	12/1998	Horvath et al.	6,374,447 B1	4/2002	Armbruster et al.
5,870,790 A	2/1999	Root et al.	6,439,409 B1	8/2002	Dressel et al.
5,956,792 A	9/1999	Gutelius et al.	2003/0007788 A1 *	1/2003	Wang 15/320
5,957,387 A	9/1999	Porta et al.			

* cited by examiner

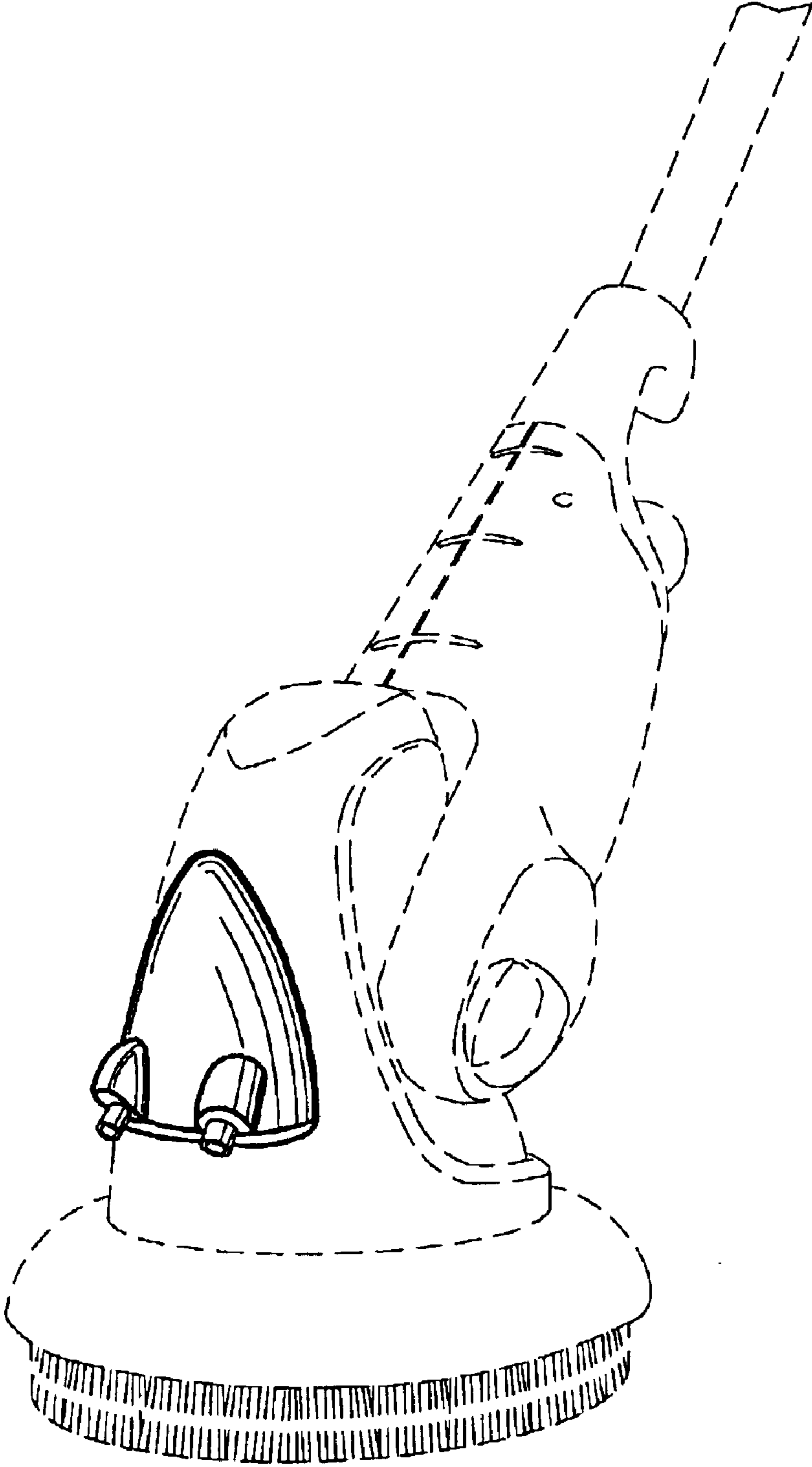


FIG - 1

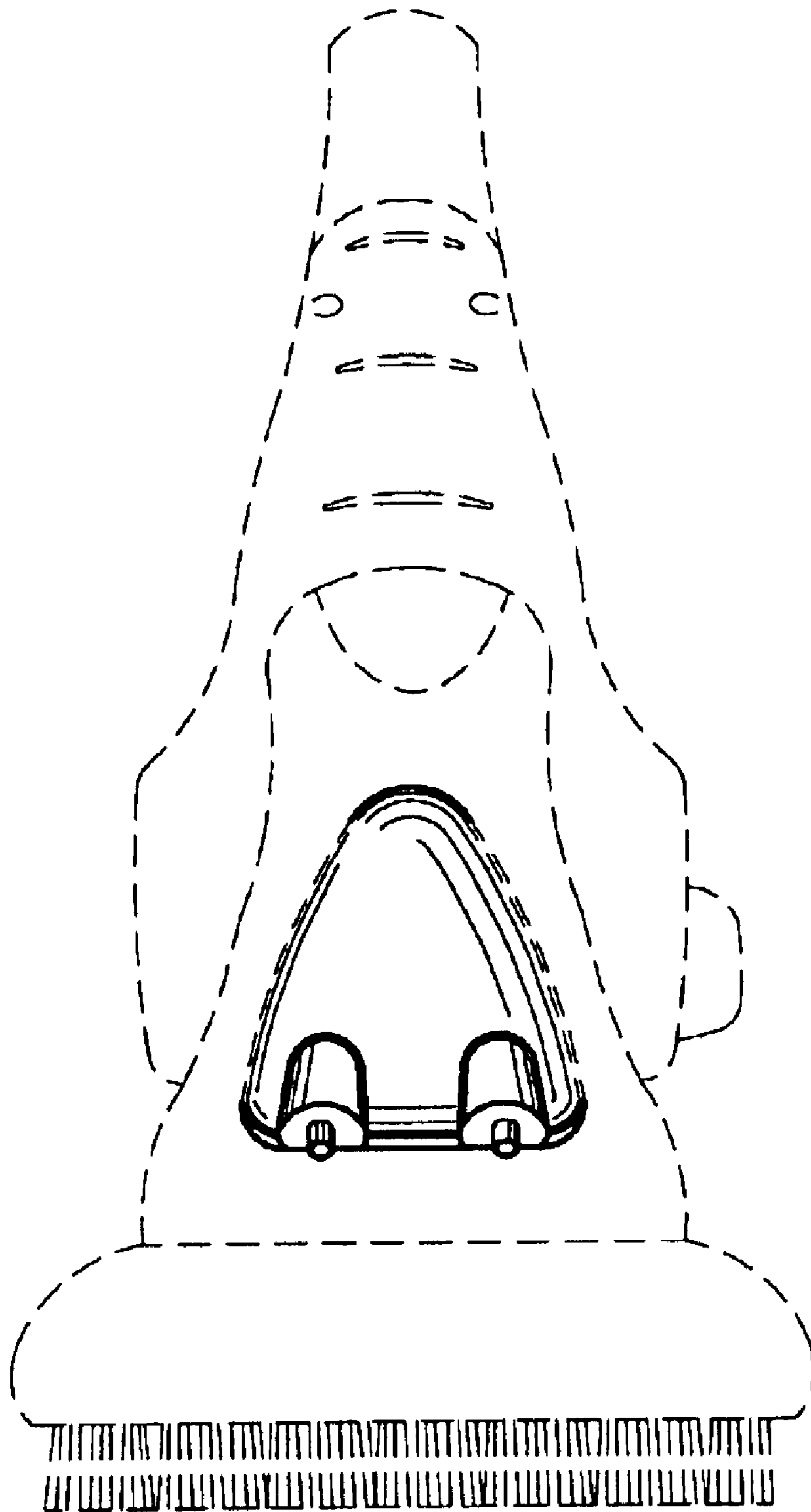


FIG - 2

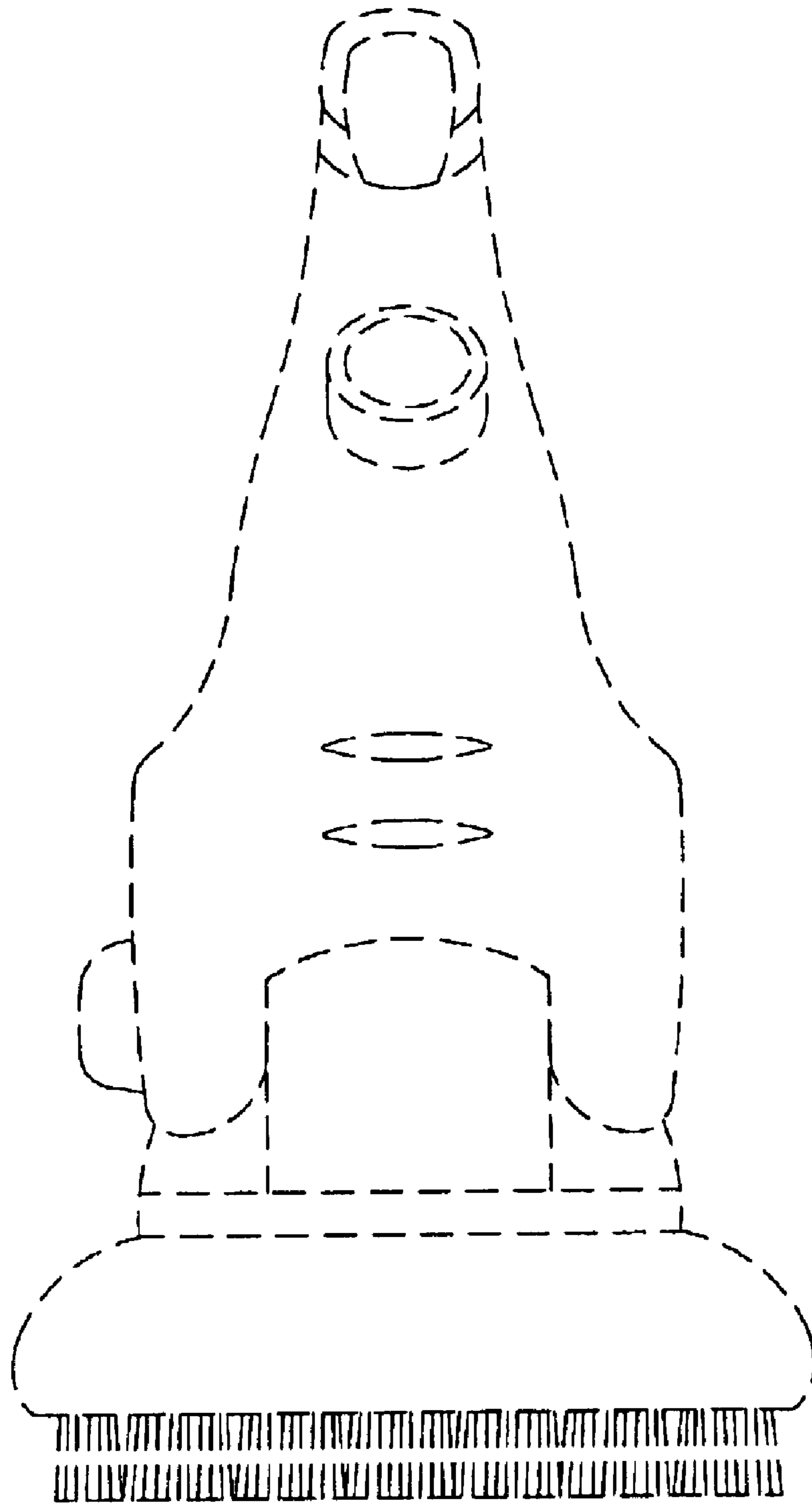


FIG - 3

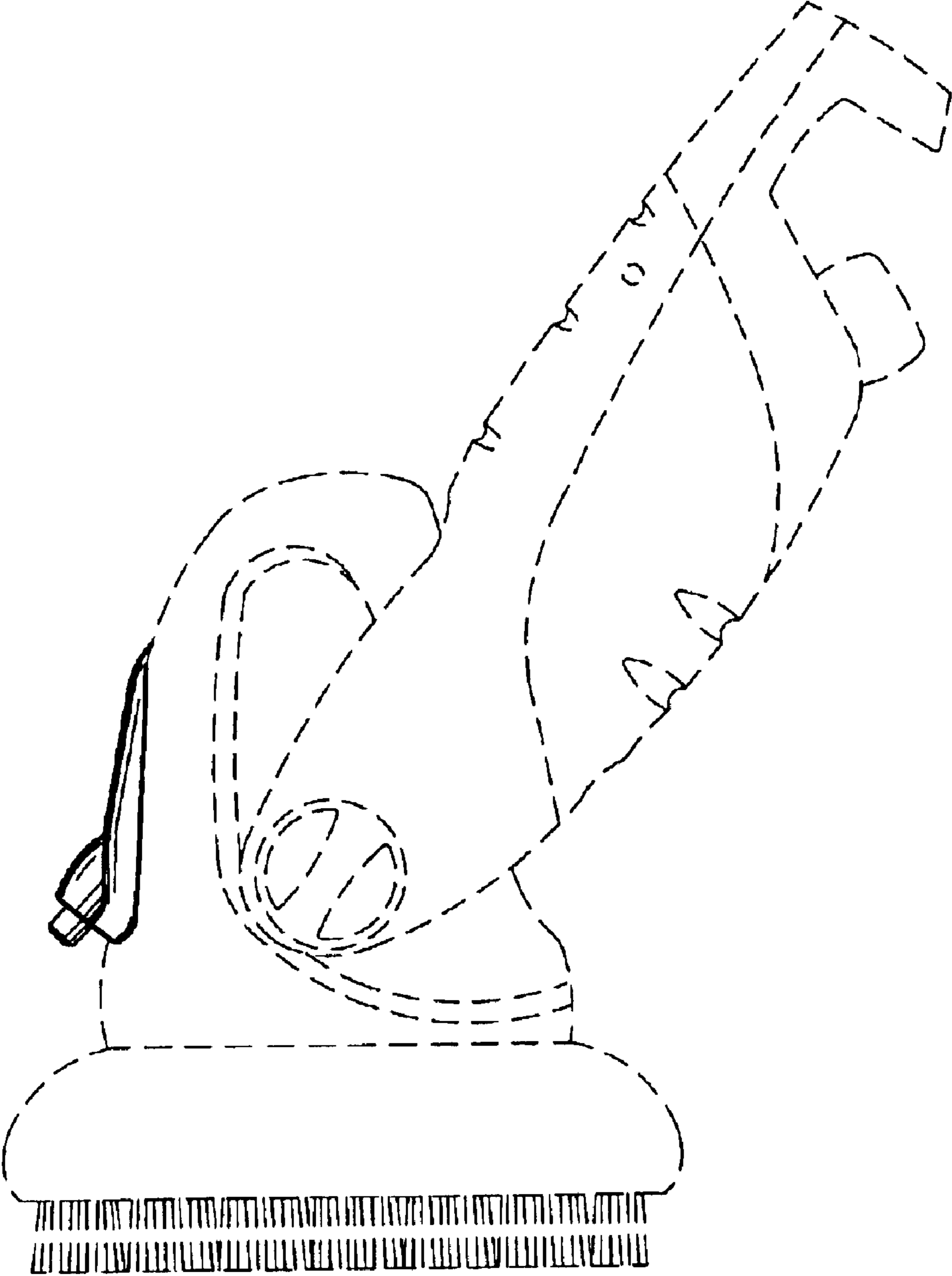


FIG - 4

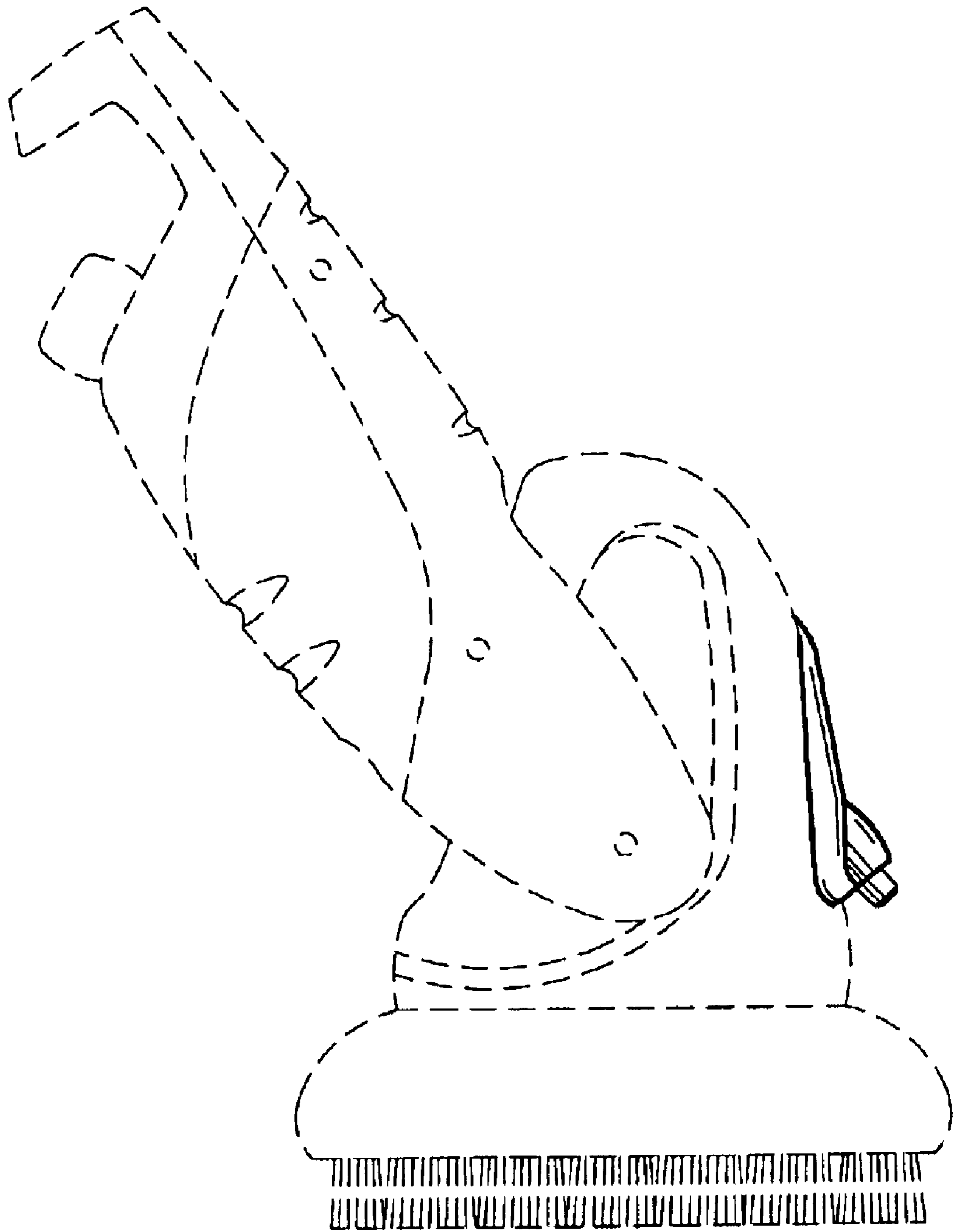


FIG - 5

FIG - 6

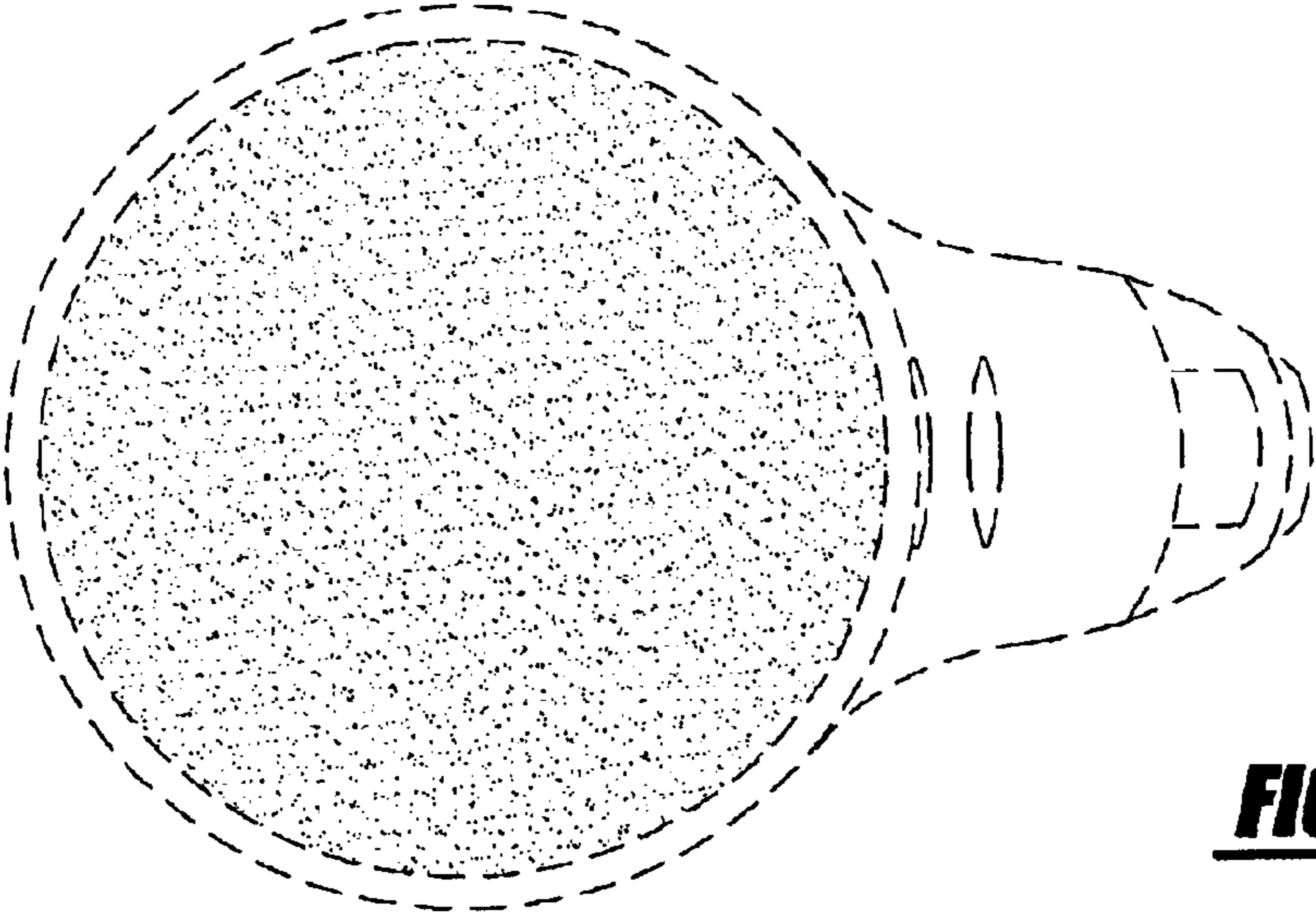
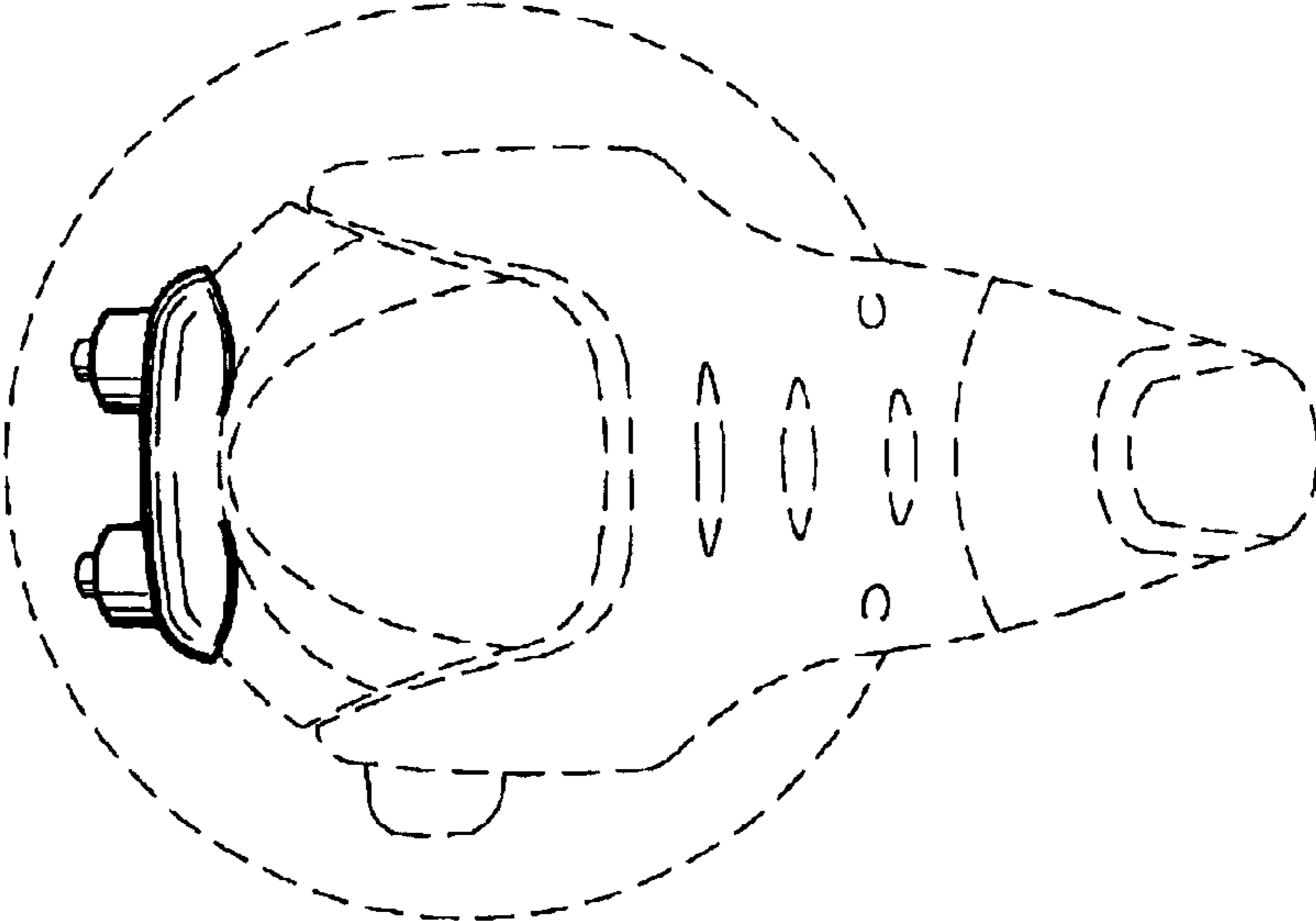


FIG - 7