

US00D497695S1

(12) **United States Design Patent**
Hwang

(10) **Patent No.:** **US D497,695 S**
(45) **Date of Patent:** **** Oct. 26, 2004**

(54) **LINT FILTER FOR A LAUNDRY DRYER**

(75) **Inventor:** **Sung Gi Hwang, Changwon-si (KR)**

(73) **Assignee:** **LG Electronics Inc., Seoul (KR)**

(**) **Term:** **14 Years**

(21) **Appl. No.:** **29/181,960**

(22) **Filed:** **May 19, 2003**

(30) **Foreign Application Priority Data**

Feb. 27, 2003 (KR) 2003-05233

(51) **LOC (7) Cl.** **15-05**

(52) **U.S. Cl.** **D32/25**

(58) **Field of Search** D32/1, 5-8, 25;
34/523, 595, 603, 235, 667, 82, 562, 600-602,
604; 312/228, 228.1; 454/367

(56) **References Cited**

U.S. PATENT DOCUMENTS

3,584,393 A * 6/1971 Menk 34/562
4,754,556 A * 7/1988 Carr 34/601

4,817,298 A * 4/1989 Toma 34/595
4,899,464 A * 2/1990 Carr et al. 34/604
6,067,723 A * 5/2000 Lafrenz 34/600
6,385,862 B1 * 5/2002 Vande Haar 34/600

* cited by examiner

Primary Examiner—Robert A. Delehanty

(74) *Attorney, Agent, or Firm*—Birch, Stewart, Kolasch & Birch, LLP


(57) **CLAIM**

The ornamental design for a lint filter for a laundry dryer, as shown.

DESCRIPTION

FIG. 1 is a front perspective view of the lint filter for a laundry dryer showing my new design; FIG. 2 is a front view thereof; FIG. 3 is a rear view thereof; FIG. 4 is a left side view thereof; FIG. 5 is a right side view thereof; FIG. 6 is a top view thereof; and, FIG. 7 is a bottom view thereof.

1 Claim, 6 Drawing Sheets






FIG. 1




FIG. 2

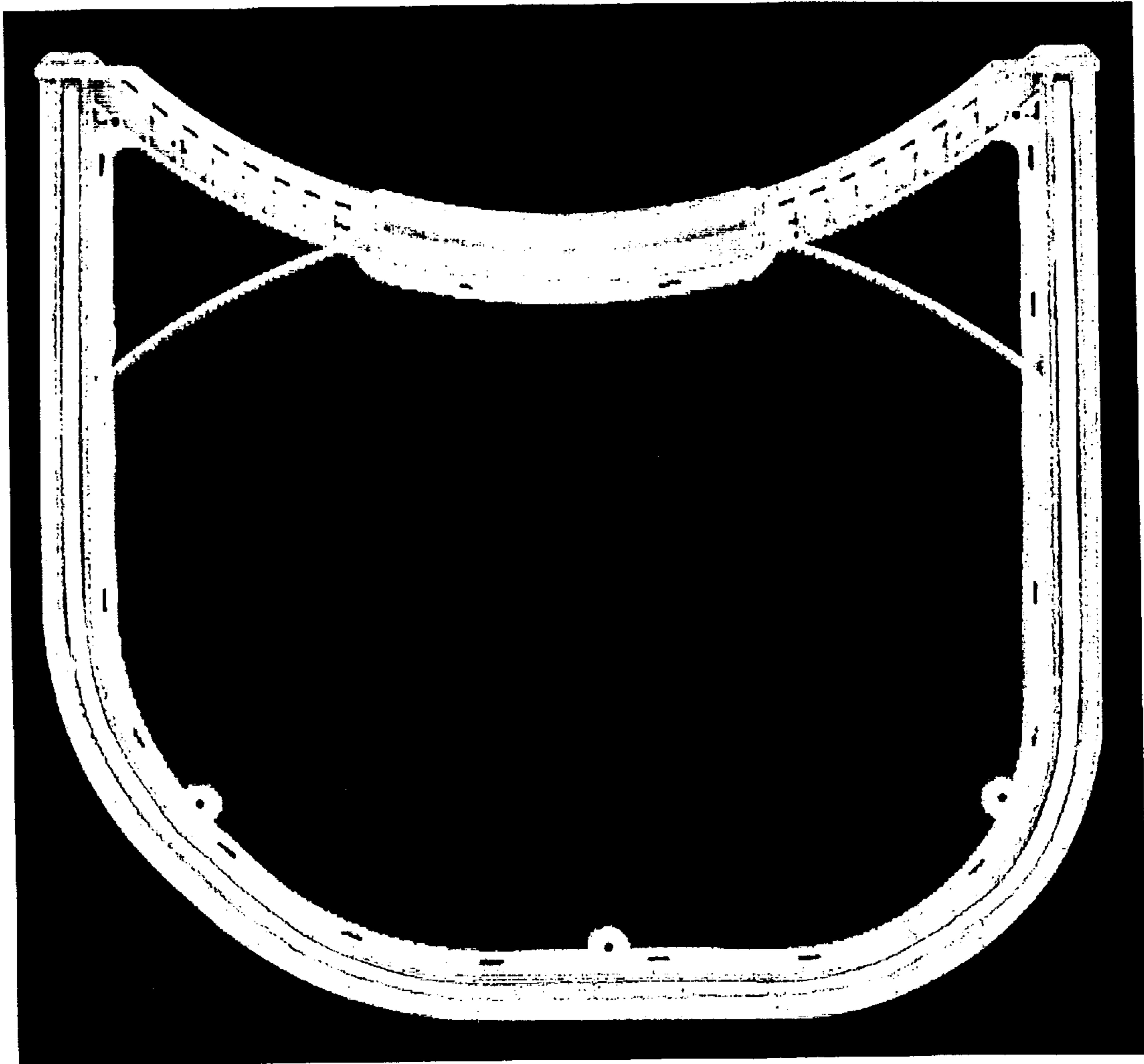


FIG. 3




FIG. 4




FIG. 5




FIG. 6




FIG. 7