

(12) **United States Design Patent** (10) **Patent No.:** **US D497,688 S**
Issa (45) **Date of Patent:** **** Oct. 26, 2004**

(54) **HOLDER FOR HAIR DRYER AND ACCESSORIES**

(76) Inventor: **Rawi Issa**, 52 Maclean Rd., Clifton, NJ (US) 07013

(**) Term: **14 Years**

(21) Appl. No.: **29/191,082**

(22) Filed: **Oct. 1, 2003**

(51) **LOC (7) Cl.** **28-03**

(52) **U.S. Cl.** **D28/18; D6/514; D6/558; D6/566**

(58) **Field of Search** D28/18, 17, 73; D6/514, 552, 558, 566, 525, 556, 513, 554, 567, 569, 571; 211/13.1, 119, 60.1, 88.3, 181.1, 85.23, 85.31, 106

(56) **References Cited**

U.S. PATENT DOCUMENTS

D16,533 S * 2/1886 Warner D6/464
D177,878 S * 5/1956 Sceeles D6/558
D294,530 S * 3/1988 Carluccio et al. D28/73
4,778,088 A * 10/1988 Miller 223/91
D340,824 S * 11/1993 Pujals, Jr. D6/566
D344,673 S * 3/1994 Effron D8/373
D344,867 S * 3/1994 Sutherland D6/513
D354,874 S * 1/1995 Burch D6/567
5,727,701 A * 3/1998 Rhoades 211/70.6
D400,037 S * 10/1998 Bartholow D6/566

D421,355 S * 3/2000 Goodman et al. D6/513

* cited by examiner

Primary Examiner—Lucy Lieberman

(74) *Attorney, Agent, or Firm*—Klauber & Jackson

(57) **CLAIM**

I claim the ornamental design for holder for hair dryer and accessories, as shown and described.

DESCRIPTION

FIG. 1 is a front elevational view of the holder for hair dryer and accessories design;

FIG. 2 is a side elevational view of the holder for hair dryer and accessories design; and,

FIG. 3 is a bottom plan view of the holder for hair dryer and accessories.

A rack-type holder is provided with suspending hooks enabling it to be attached to a drawer or shelf. The holder is provided with a series of openings of varying sizes, which conveniently support a hair dryer in a larger of such openings, and additional accessories relating to the use of the dryer in the further openings. Thus a “station” is provided for the hair dryer and accessories, which eliminates the clutter and unsightliness associated with the use and storage of these items by a user.

The holder can be formed of a round cross-section high quality (e.g. stainless steel) wire or of a molded or otherwise formed plastic, with the various holders being circular loops.

1 Claim, 2 Drawing Sheets




FIG. 1




FIG. 2

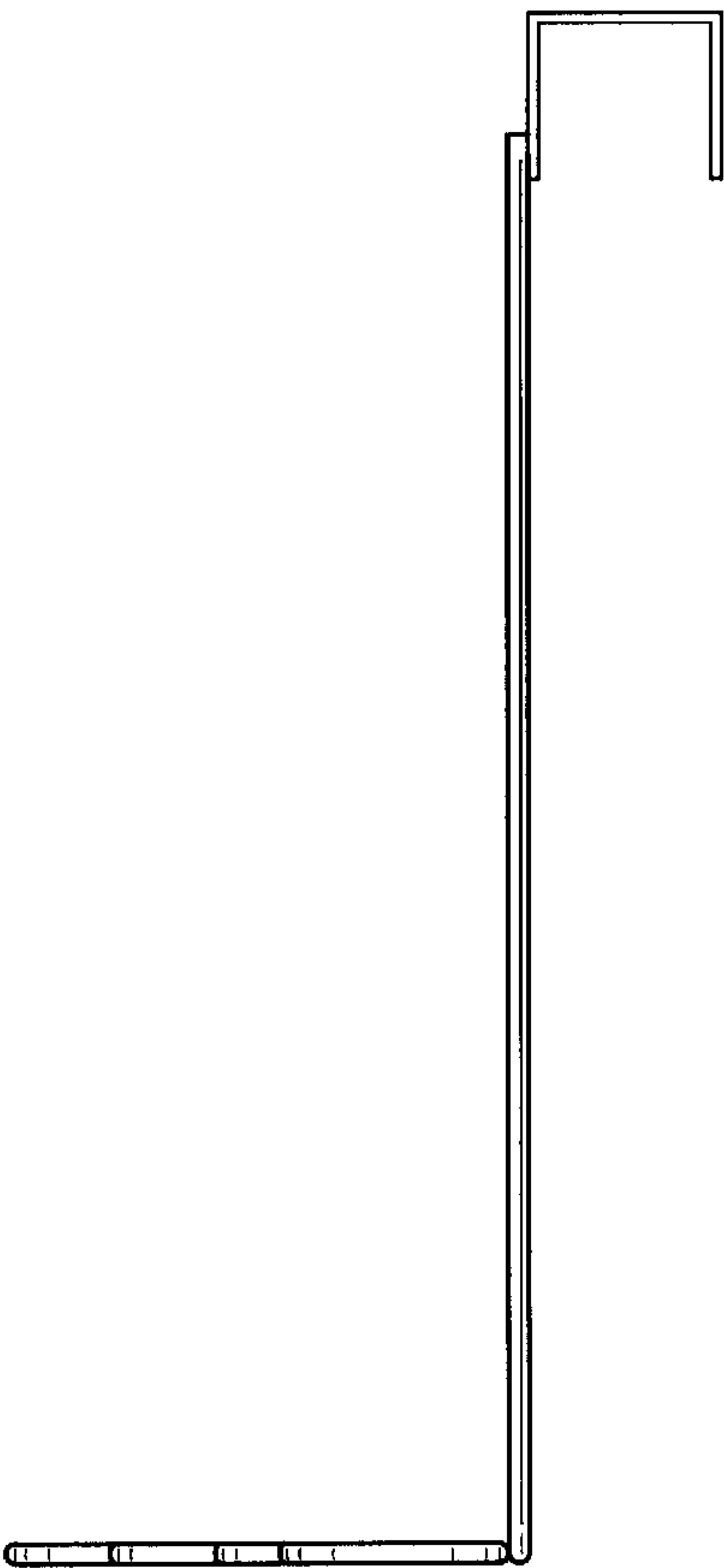


FIG. 3

