



US00D497676S1

(12) **United States Design Patent**
Barnard

(10) **Patent No.:** **US D497,676 S**
(45) **Date of Patent:** **** Oct. 26, 2004**

(54) **STYLIZED WINDOW INSERT FOR A GARAGE DOOR**

D475,469 S * 6/2003 Barnard D25/60

* cited by examiner

(75) Inventor: **Ken Barnard**, Fort Worth, TX (US)

Primary Examiner—Doris Clark

(73) Assignee: **National Door Industries, Inc.**, Fort Worth, TX (US)

(74) *Attorney, Agent, or Firm*—Charles D. Gunter, Jr.

(**) Term: **14 Years**

(57) **CLAIM**

The ornamental design for a stylized window insert for a garage door, as shown and described.

(21) Appl. No.: **29/192,115**

DESCRIPTION

(22) Filed: **Oct. 17, 2003**

FIG. 1 is an enlarged front, elevational view of a left side panel of the window insert of the invention;

(51) **LOC (7) Cl.** **25-02**

FIG. 2 is an enlarged right side view of the window insert of FIG. 1, the left side view being the reverse image thereof;

(52) **U.S. Cl.** **D25/60**

FIG. 3 is an enlarged bottom view of the window insert of FIG. 1, the top view being the reverse image thereof;

(58) **Field of Search** D25/60, 52; 52/204.1, 52/204.53; 160/90, 98, 107, 113, 115, 130, 133, 238

FIG. 4 is an enlarged front elevational view of a right side panel of the window insert of the invention; and,

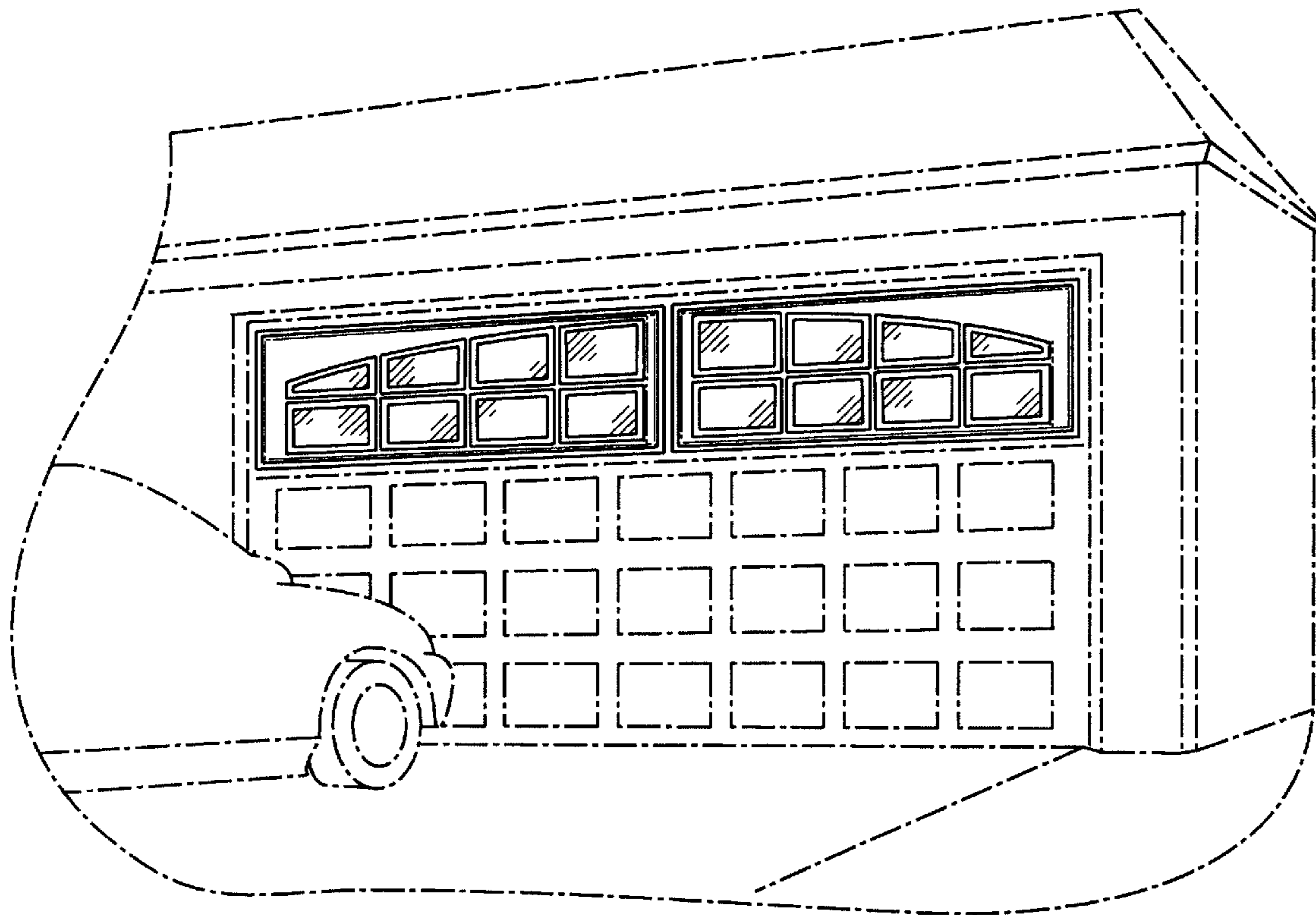
FIG. 5 is a perspective view of the window inserts of FIGS. 1 and 4 in place on a garage door, the garage being shown in phantom lines and not forming a part of the invention.

(56) **References Cited**

U.S. PATENT DOCUMENTS

6,227,278 B1 * 5/2001 Forsland 160/107
D448,090 S * 9/2001 Mock et al. D25/60

1 Claim, 2 Drawing Sheets






Fig. 1



Fig. 2




Fig. 3

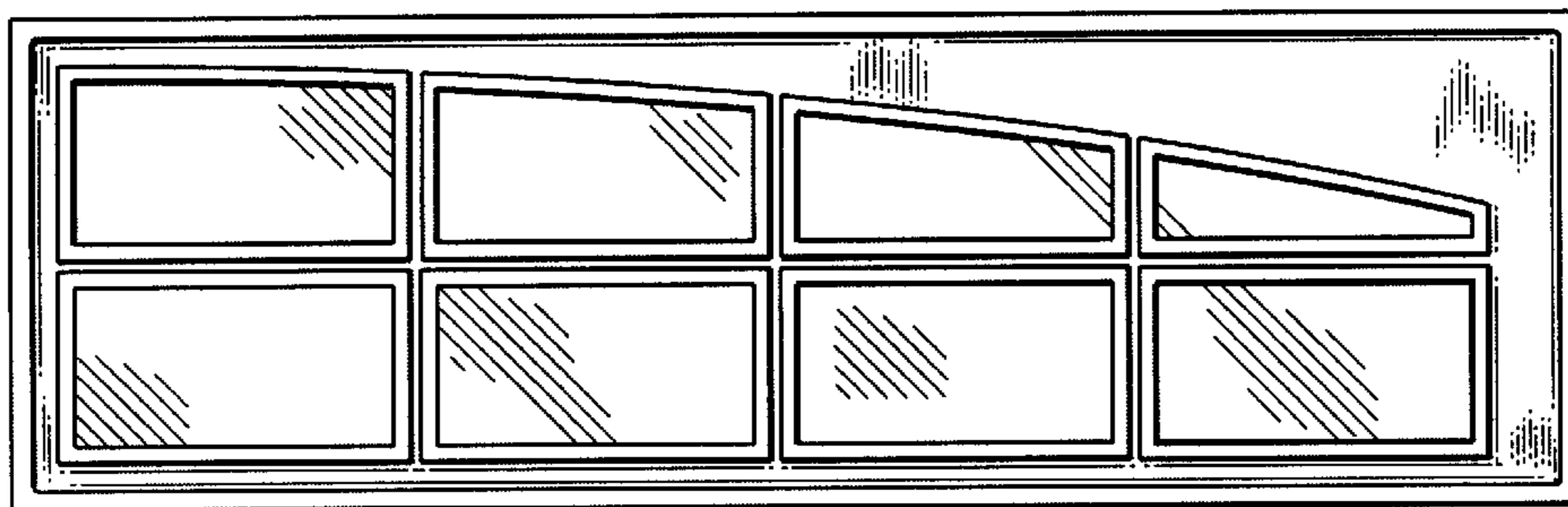


Fig. 4

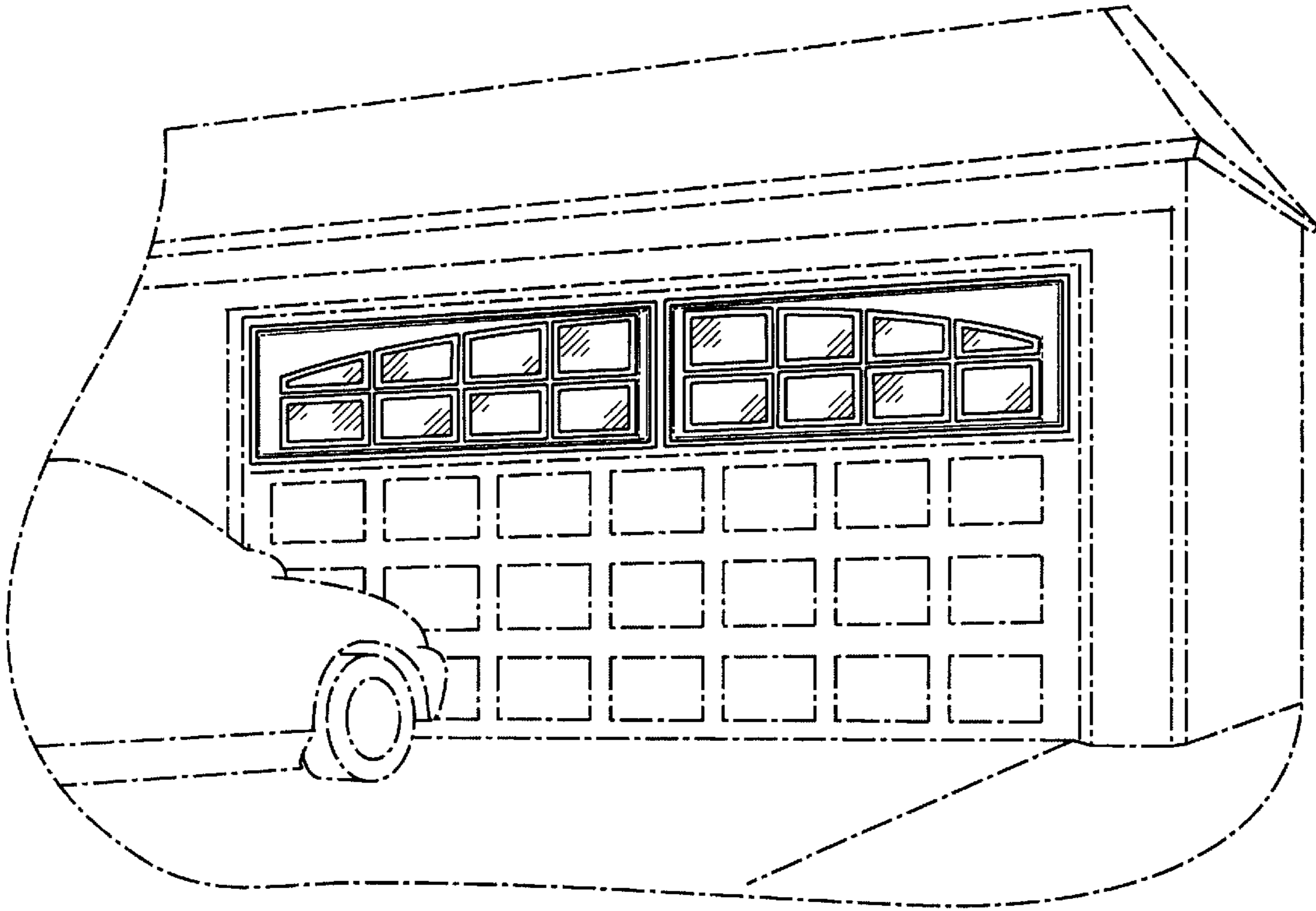


Fig. 5