

US00D497665S1

(12) **United States Design Patent**  
**Morillas**

(10) **Patent No.:** **US D497,665 S**

(45) **Date of Patent:** **\*\* Oct. 26, 2004**

(54) **AIR FRESHENER DEVICE**

D487,308 S \* 3/2004 Engerant ..... D23/366

(75) **Inventor:** **Lluis Morillas, Barcelona (ES)**

\* cited by examiner

(73) **Assignee:** **Reckitt Benckiser (UK) Limited,**  
**Slough (GB)**

*Primary Examiner*—Lisa Lichtenstein  
(74) *Attorney, Agent, or Firm*—Norris McLaughlin &  
Marcus PA

(\*\*) **Term:** **14 Years**

(57) **CLAIM**

(21) **Appl. No.:** **29/177,707**

The ornamental design for an air freshener device, as shown  
and described.

(22) **Filed:** **Mar. 14, 2003**

**DESCRIPTION**

(30) **Foreign Application Priority Data**

Sep. 16, 2002 (GB) ..... 3007045

(51) **LOC (7) Cl.** ..... **23-04**

(52) **U.S. Cl.** ..... **D23/366**

(58) **Field of Search** ..... D23/366-369;  
261/DIG. 65; 239/53-60, 34; 422/122,  
305

FIG. 1 is a side perspective view of a face of the air freshener  
device.

FIG. 2 is a side perspective view of a face of the air freshener  
device.

FIG. 3 is a plan view of the face of the air freshener device  
depicted on FIG. 1.

FIG. 4 is a plan view of the face of the air freshener device  
depicted on FIG. 2.

FIG. 5 is a plan view of the top of the air freshener device.

FIG. 6 is plan view of the bottom of the air freshener device.

FIG. 7 is a plan view of one side of the air freshener device;  
and,

FIG. 8 is a plan view of a side of the air freshener device.

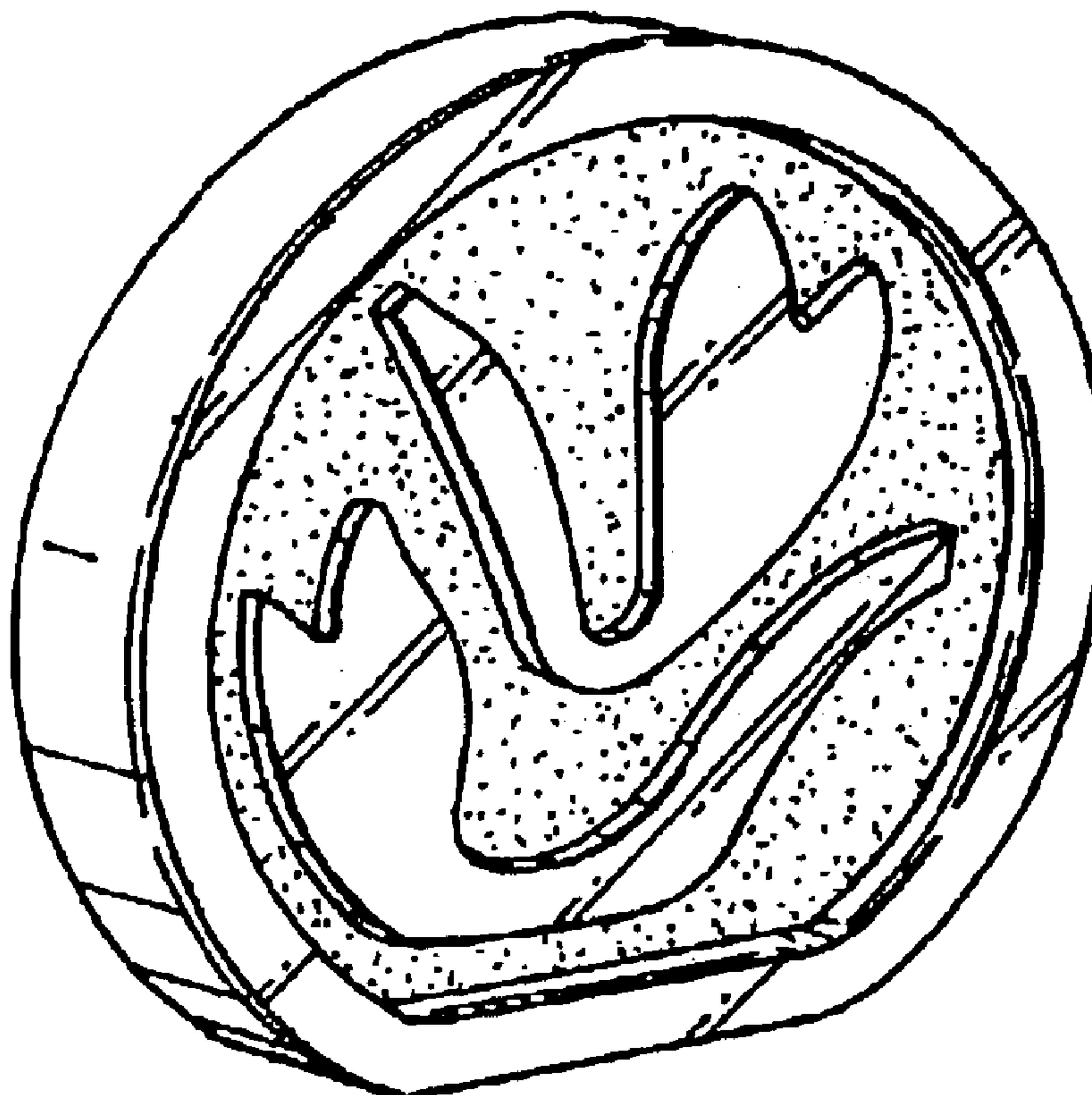
(56) **References Cited**

**U.S. PATENT DOCUMENTS**

D431,075 S \* 9/2000 Barraclough ..... D23/366

D441,441 S \* 5/2001 Upson ..... D23/366

**1 Claim, 2 Drawing Sheets**



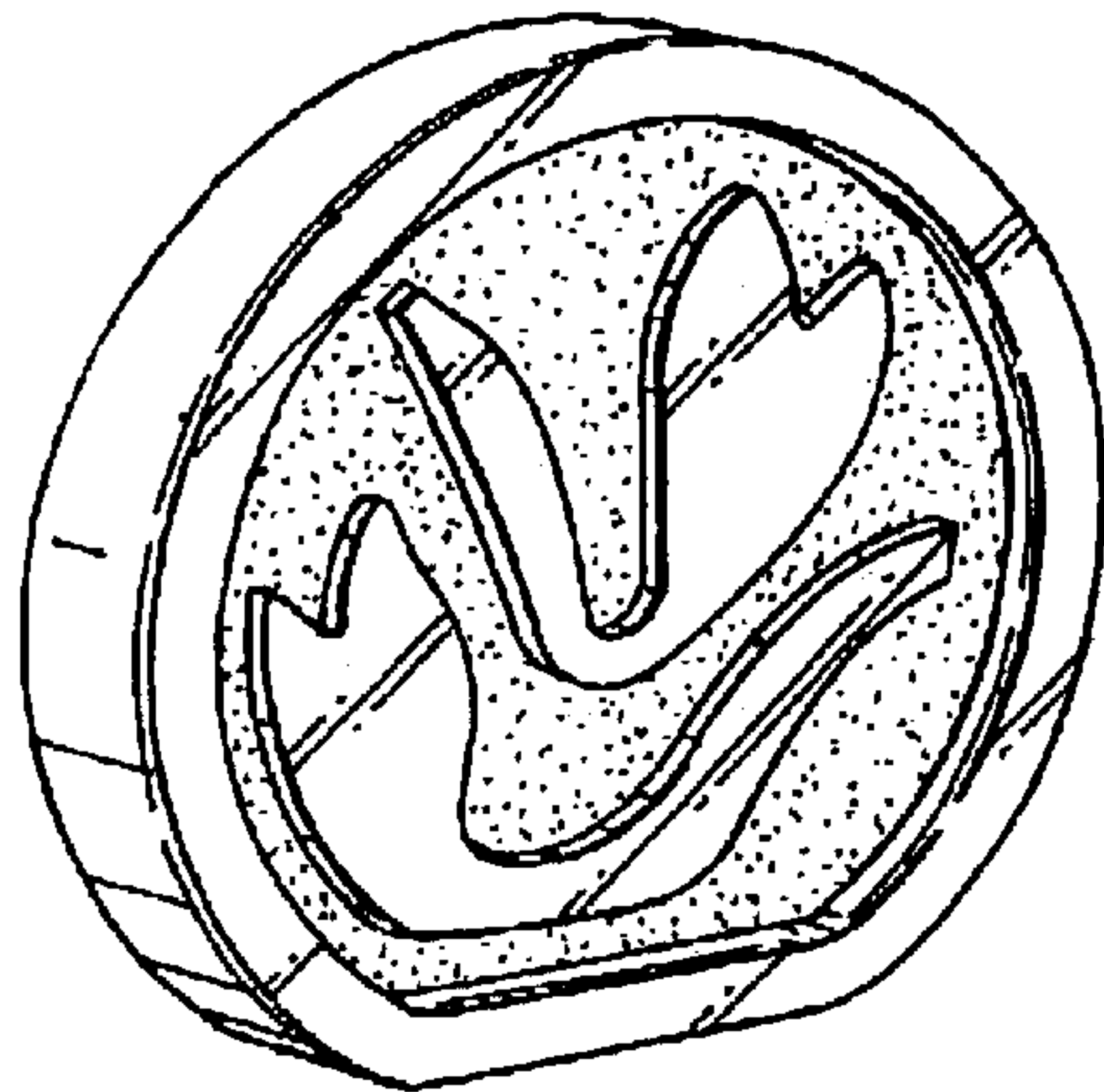


Fig.1.



Fig.2.




Fig.3.

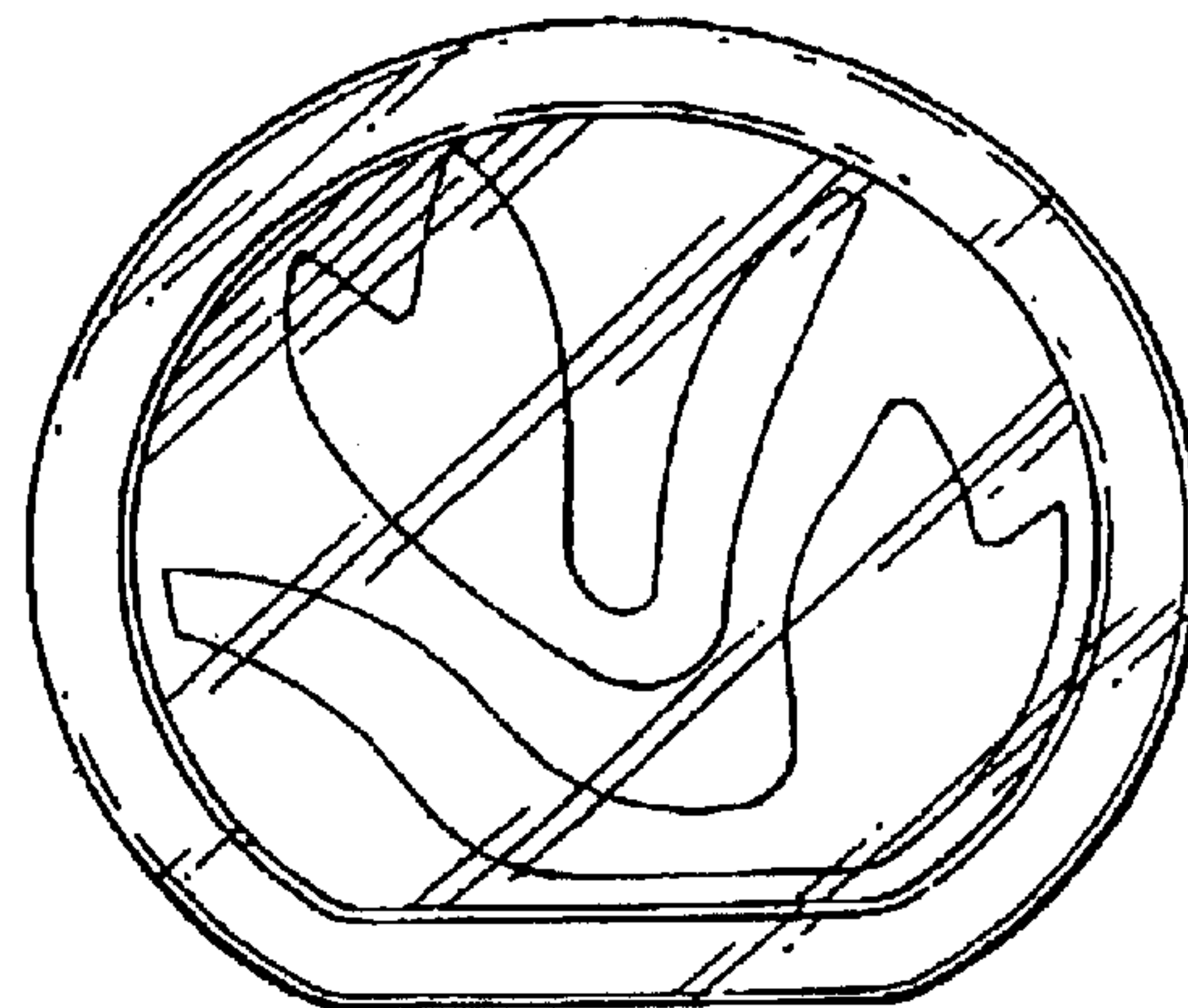


Fig.4.

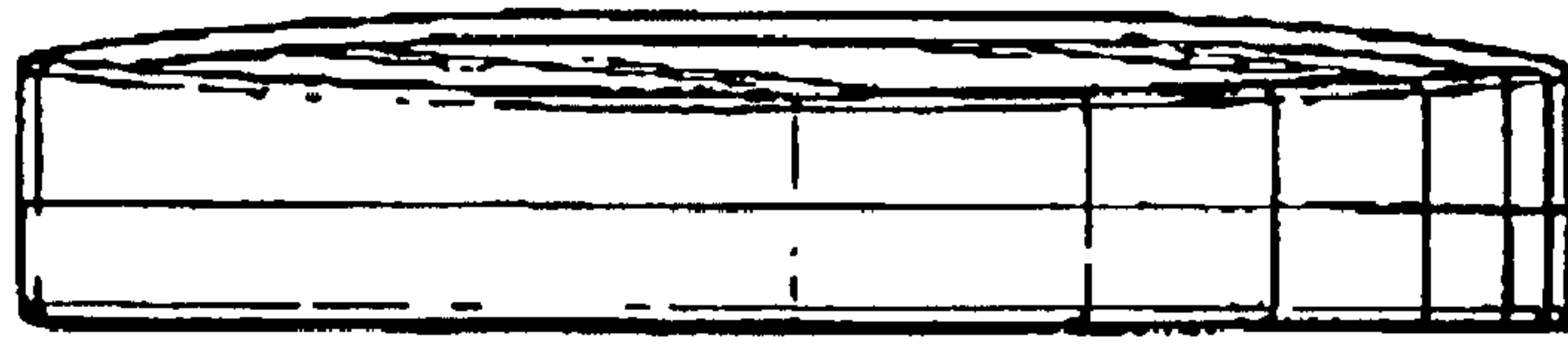


Fig. 5.



Fig. 6.

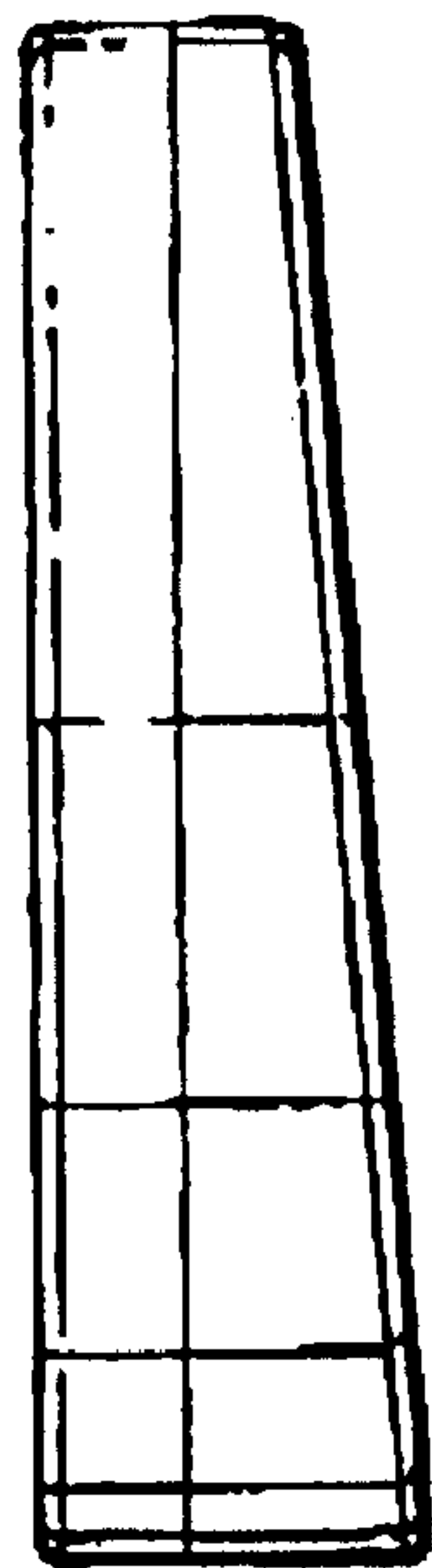


Fig. 7.

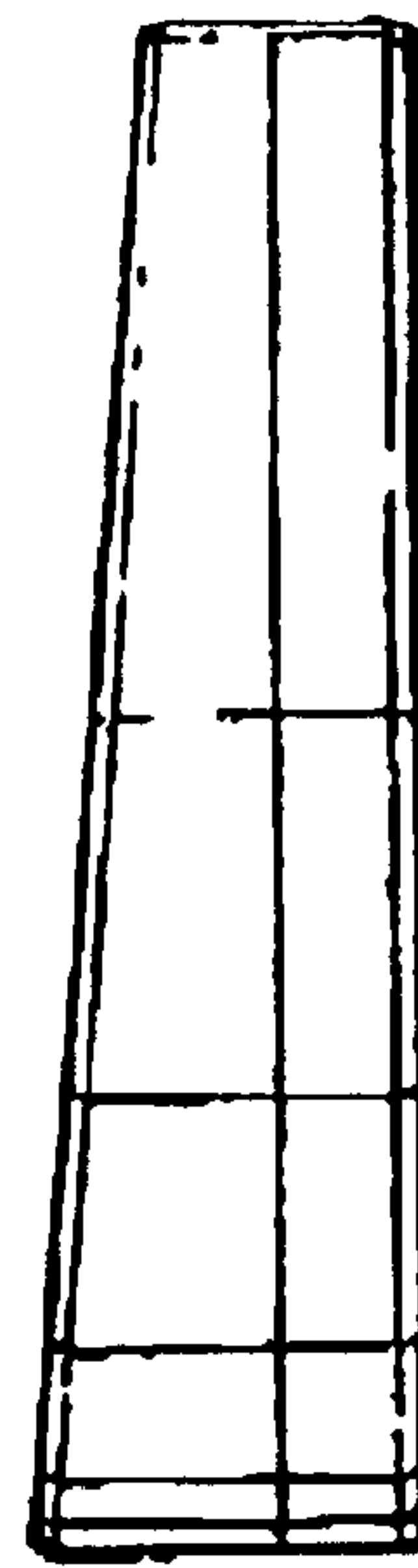


Fig. 8.