

US00D497656S1

(12) **United States Design Patent** (10) **Patent No.:** **US D497,656 S**
Maraschiello (45) **Date of Patent:** **** Oct. 26, 2004**

(54) **BALL RETRIEVER**
 (76) Inventor: **Victor Maraschiello**, 228 Kenmure Dr., Flat Rock, NC (US) 28731
 (**) Term: **14 Years**
 (21) Appl. No.: **29/182,141**
 (22) Filed: **Jul. 9, 2003**

5,460,366 A 10/1995 Pugh 473/286
 5,795,249 A * 8/1998 Johnson 473/406
 5,839,972 A * 11/1998 Swanson 473/286
 D411,603 S 6/1999 Duran D21/796
 D444,192 S 6/2001 Frizelle D21/721
 6,361,094 B1 * 3/2002 Pelley 294/19.2
 6,585,606 B2 * 7/2003 Penrose 473/284
 6,638,177 B1 * 10/2003 Wang 473/286
 2002/0169030 A1 * 11/2002 Chun-Sheng 473/286

* cited by examiner

Related U.S. Application Data

(63) Continuation-in-part of application No. 29/164,557, filed on Jul. 26, 2002, now abandoned.
 (51) **LOC (7) Cl.** **21-02**
 (52) **U.S. Cl.** **D21/721**
 (58) **Field of Search** D21/715-721, D21/793-796; 473/132, 284-286, 386, 387, 406, 408, 503, 419, 460, 514, 569; 294/19.2

Primary Examiner—Stella Reid
Assistant Examiner—C. Tuttle
 (74) *Attorney, Agent, or Firm*—Joseph T. Guy; Nexsen Pruet, LLC

(57) **CLAIM**

The ornamental design for a ball retriever, as shown and described.

DESCRIPTION

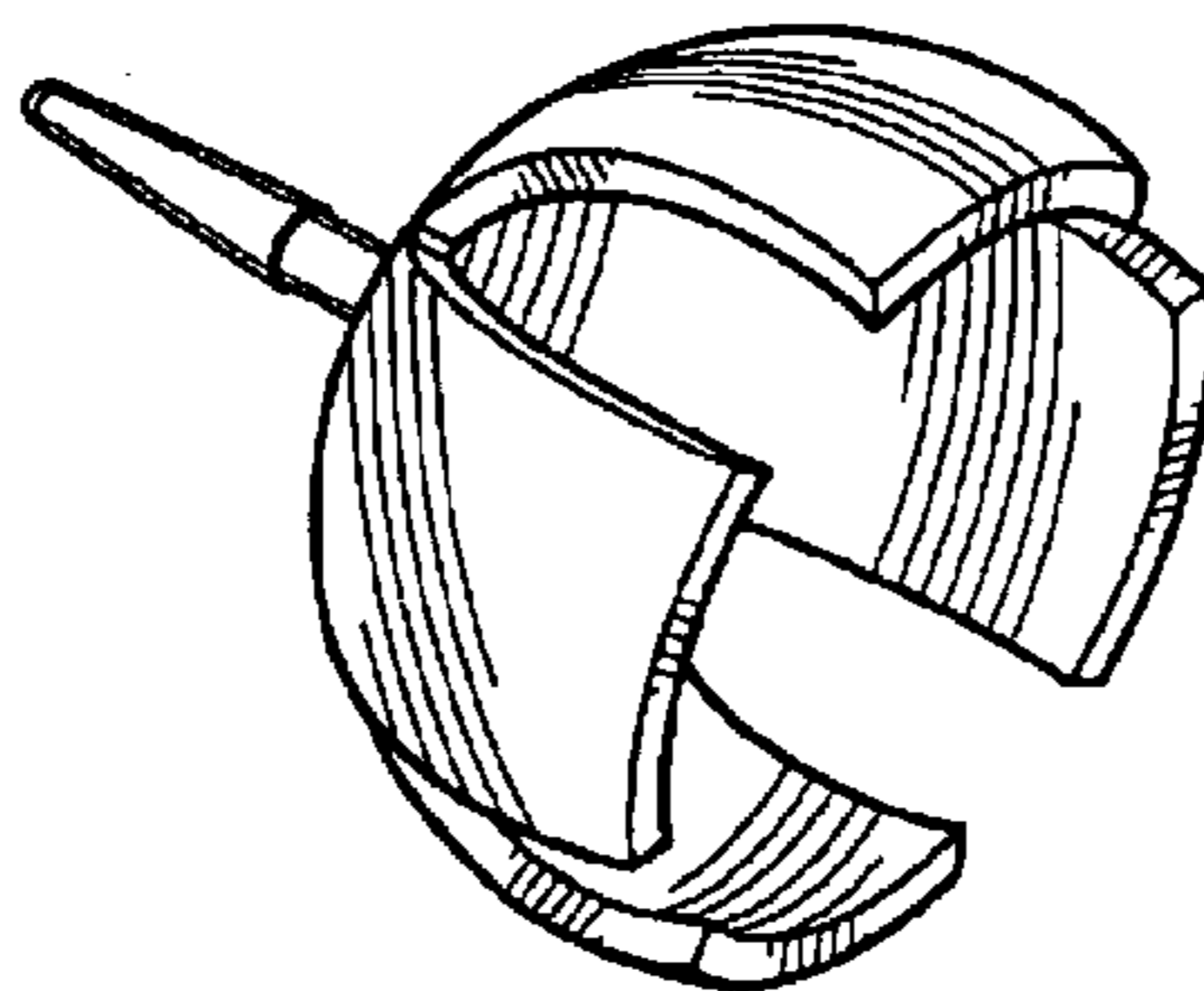
FIG. 1 is a front side view of a ball retriever of the present invention wherein the view is identical with each 90° rotation;
 FIG. 2 is a top view of the ball retriever of FIG. 1;
 FIG. 3 is a side view of the ball retriever of FIG. 1;
 FIG. 4 is a top perspective view of the ball retriever of FIG. 1; and,
 FIG. 5 is a bottom perspective view of the ball retriever of FIG. 1.

(56) **References Cited**

U.S. PATENT DOCUMENTS

1,453,511 A 5/1923 Mellor 294/19.2
 1,658,145 A 2/1928 Uyei 294/19.2
 2,538,325 A 1/1951 Pfeiffer 294/19.2
 2,766,060 A 10/1956 Fuller 81/53.11
 D196,925 S 11/1963 Strickland D21/721
 4,663,996 A 5/1987 Grudgfield et al. 81/53.11
 4,787,632 A 11/1988 Nigrelli et al. 473/286 X
 5,004,240 A 4/1991 Tsukamoto 294/19.2
 5,328,174 A * 7/1994 Reeder 473/239

1 Claim, 1 Drawing Sheet



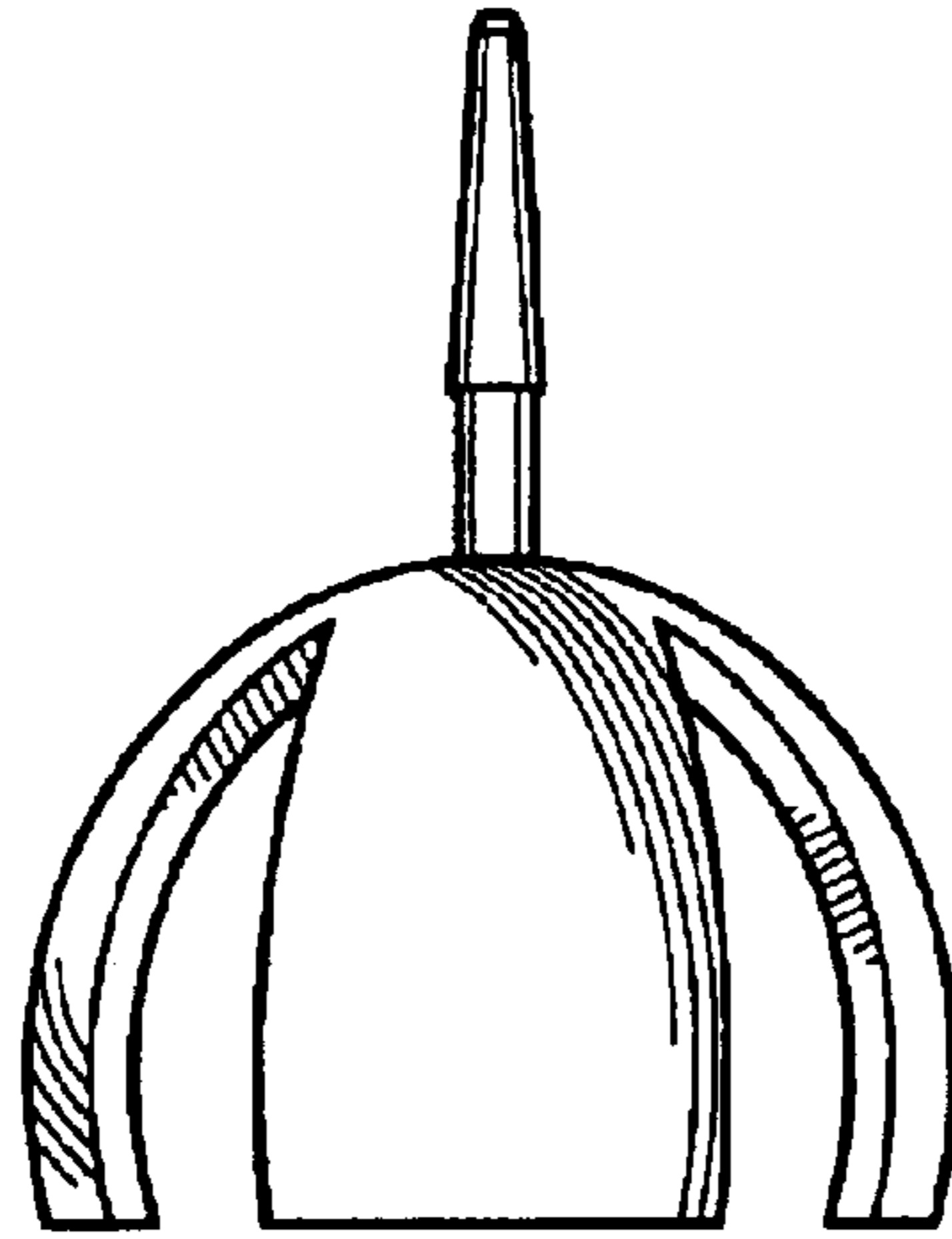


FIG. 1

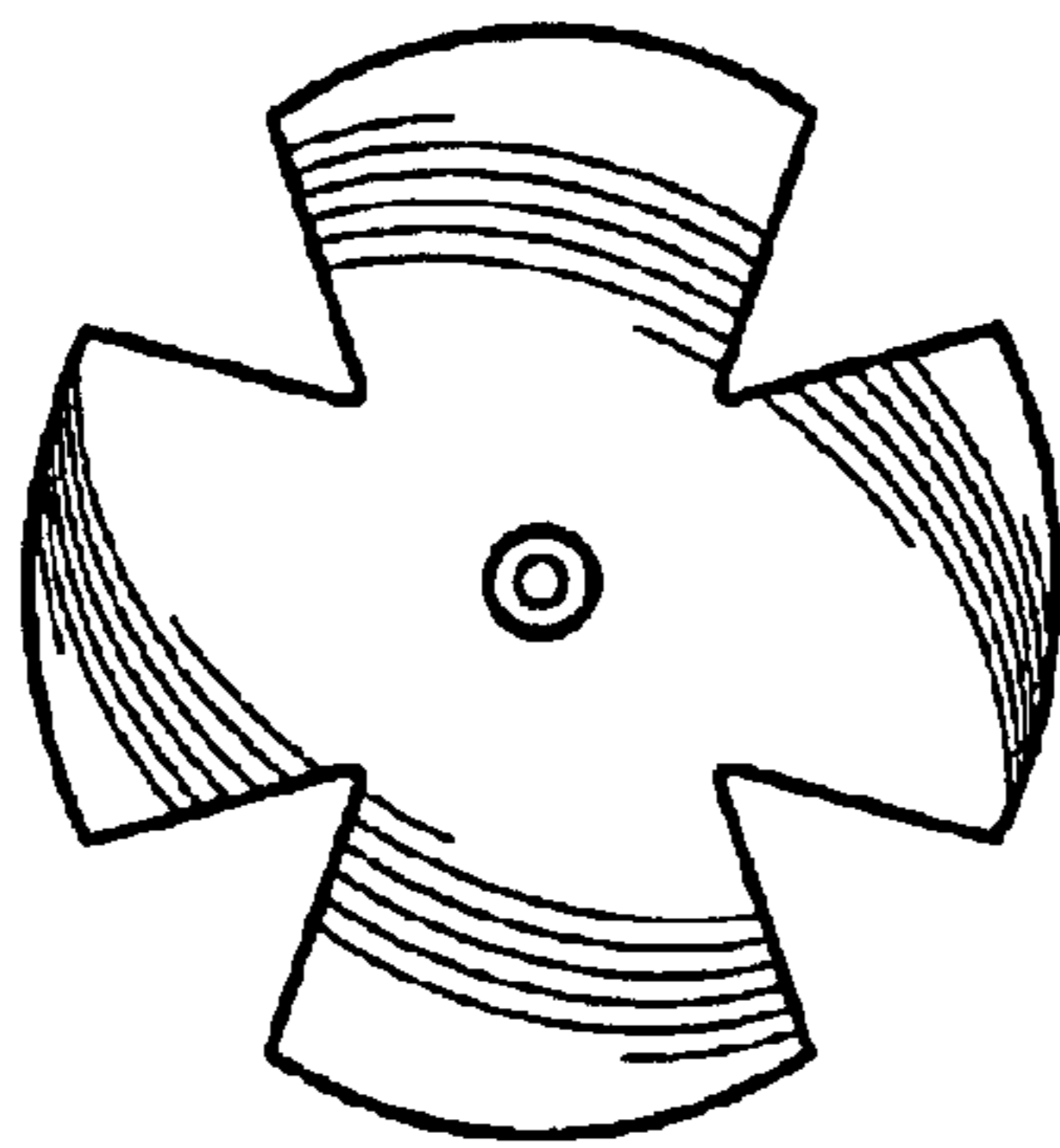


FIG. 2

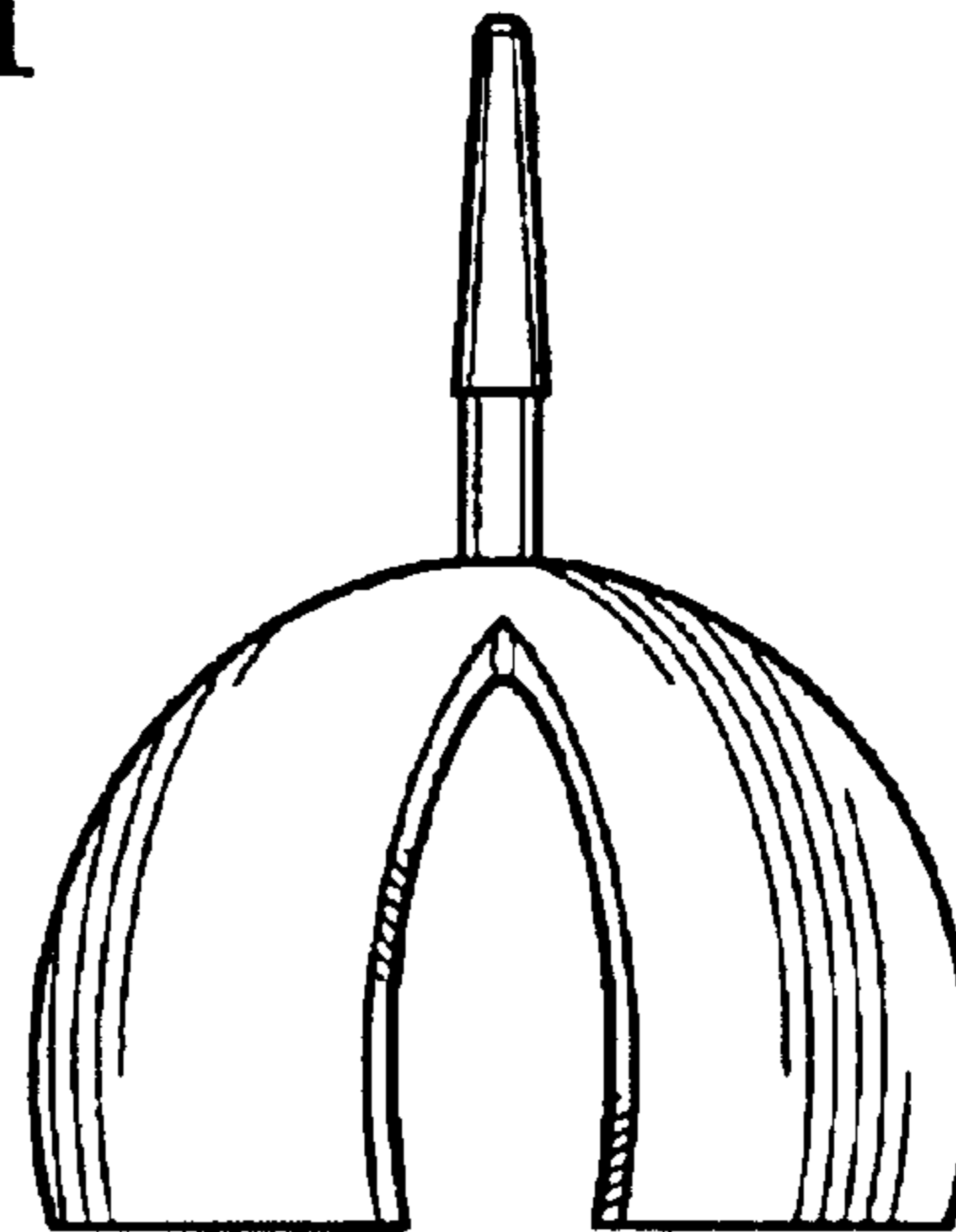


FIG. 3

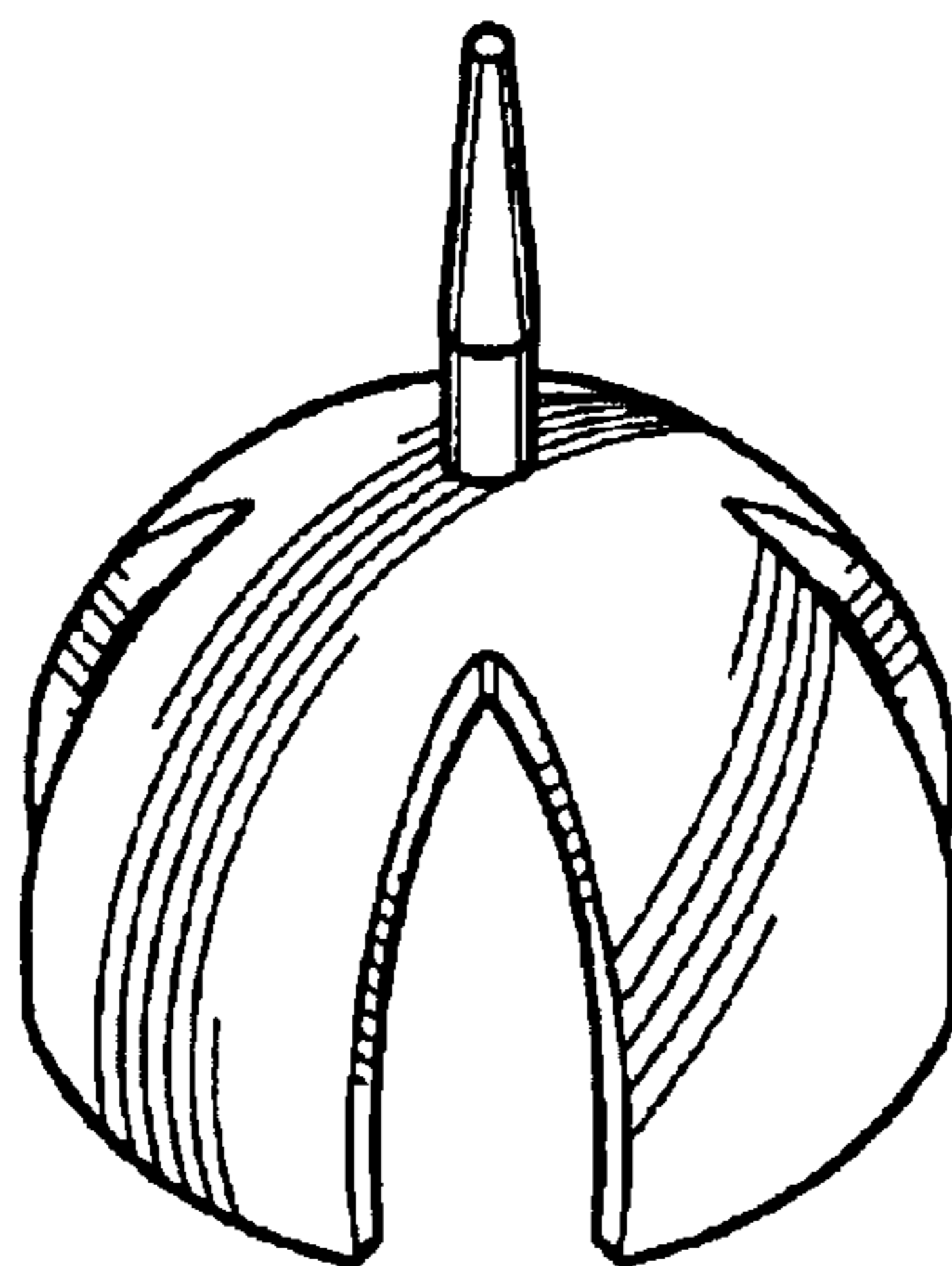


FIG. 4

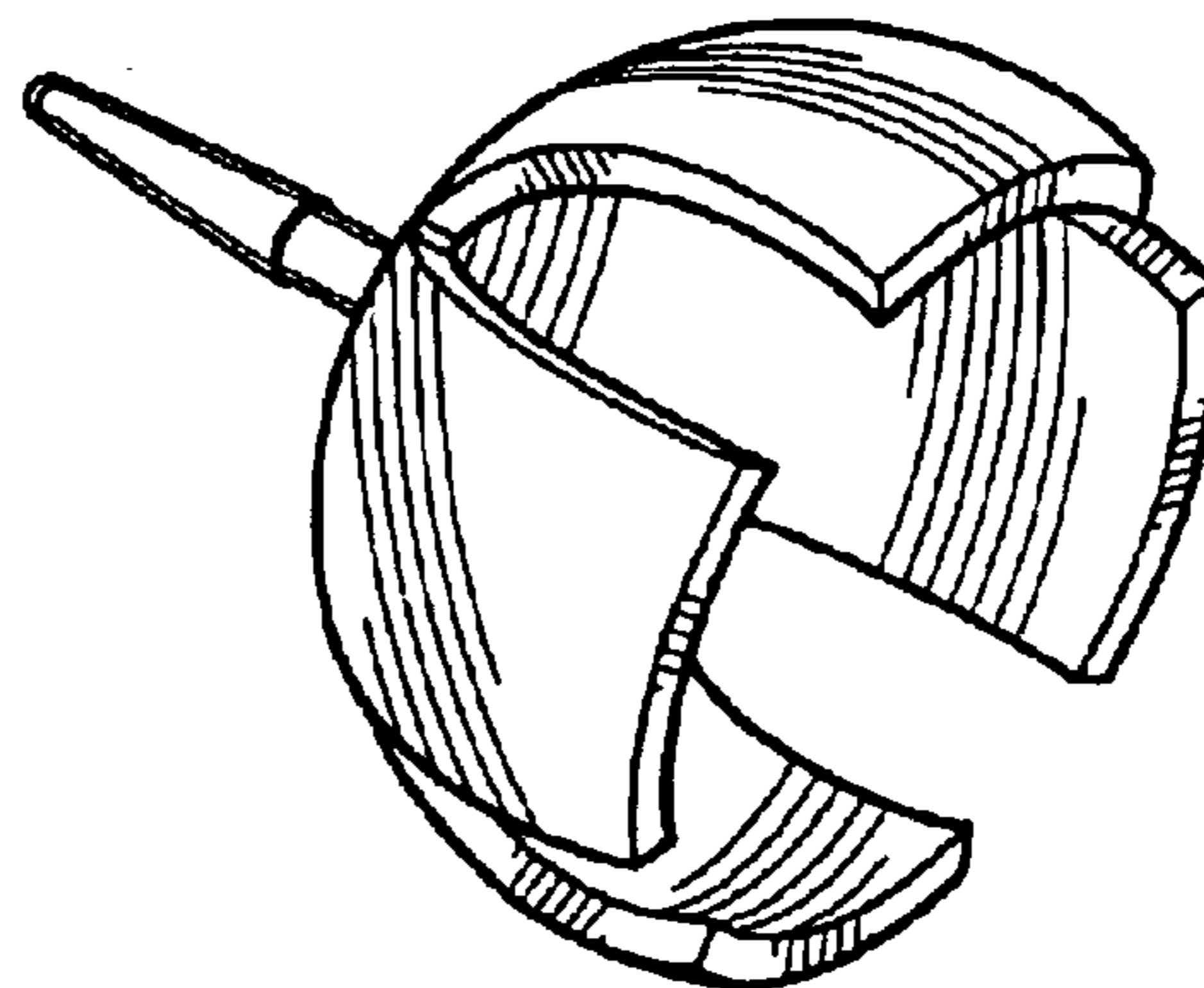


FIG. 5