

US00D497650S1

(12) **United States Design Patent**  
**Seelig et al.**

(10) **Patent No.:** **US D497,650 S**  
(45) **Date of Patent:** **\*\* Oct. 26, 2004**

(54) **GAMING DEVICE DISPLAY** 6,508,707 B2 \* 1/2003 DeMar et al. .... 463/16

(75) Inventors: **Jerald C. Seelig**, Absecon, NJ (US);  
**Lawrence M. Henshaw**, Hammonton,  
NJ (US)

\* cited by examiner

*Primary Examiner*—Sandra L. Morris

(73) Assignee: **Atlantic City Coin & Slot Service**  
**Company, Inc.**, Pleasantville, NJ (US)

(74) *Attorney, Agent, or Firm*—Ian F. Burns

(\*\*) Term: **14 Years**

(57) **CLAIM**

An ornamental design for a gaming device display, as shown and described.

(21) Appl. No.: **29/190,161**

(22) Filed: **Sep. 15, 2003**

**DESCRIPTION**

(51) **LOC (7) Cl.** ..... **21-03**

FIG. 1 is substantially a perspective view of a gaming device display; and,

(52) **U.S. Cl.** ..... **D21/370**

(58) **Field of Search** ..... D21/325, 329,  
D21/369–371, 374, 385; 273/138.1; 463/16–17,  
20, 46–47

FIG. 2 is substantially a front plan view of the gaming device display shown in FIG. 1.


Broken lines illustrate features or environmental components that are not part of the design sought to be patented.

(56) **References Cited**

**U.S. PATENT DOCUMENTS**

D400,597 S \* 11/1998 Hedrick et al. .... D21/370

**1 Claim, 2 Drawing Sheets**






FIG. 1

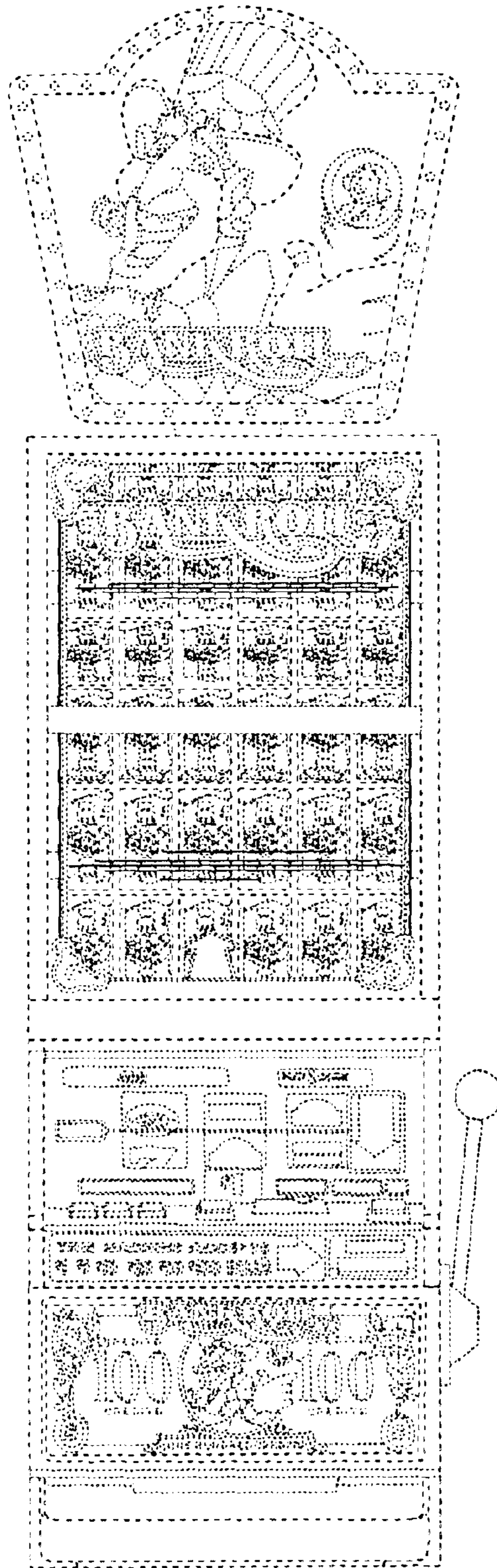


FIG. 2