

US00D497629S1

(12) **United States Design Patent**
Kuhr

(10) **Patent No.:** **US D497,629 S**

(45) **Date of Patent:** **** Oct. 26, 2004**

(54) **ENCLOSURE FOR AN INK PAD**

(76) **Inventor:** **John Kuhr**, 10 Marin Rd., Fairfax, CA
(US) 94930

(**) **Term:** **14 Years**

(21) **Appl. No.:** **29/192,319**

(22) **Filed:** **Oct. 22, 2003**

(51) **LOC (7) Cl.** **19-02**

(52) **U.S. Cl.** **D18/17**

(58) **Field of Search** D18/14-18; D24/224;
D3/203; 101/333, 227, 103, 327, 334, 368,
405, 406; 118/264, 268

(56) **References Cited**

U.S. PATENT DOCUMENTS

D184,720 S	*	3/1959	Fleming	D18/18
D331,418 S	*	12/1992	Winston	D18/15
D367,291 S	*	2/1996	Winston	D18/17
5,636,569 A	*	6/1997	Winston	101/333

D381,038 S	*	7/1997	Yasoshima	D18/17
D404,830 S	*	1/1999	Childs et al.	D24/224
5,870,953 A	*	2/1999	Winston	101/333
D424,605 S	*	5/2000	Rupa	D18/16
D459,386 S	*	6/2002	Pichler	D18/17

* cited by examiner

Primary Examiner—Charles A. Rademaker

(74) *Attorney, Agent, or Firm*—Dale F. Regelman

(57) **CLAIM**

The ornamental design for a enclosure for an ink pad, as shown and described.

DESCRIPTION

FIG. 1 is a perspective view of an enclosure for an ink pad showing my new design;

FIG. 2 is a top plan view thereof;

FIG. 3 is a bottom plan view thereof;

FIG. 4 is a side elevation thereof; and,

FIG. 5 is an end elevation thereof.

1 Claim, 5 Drawing Sheets

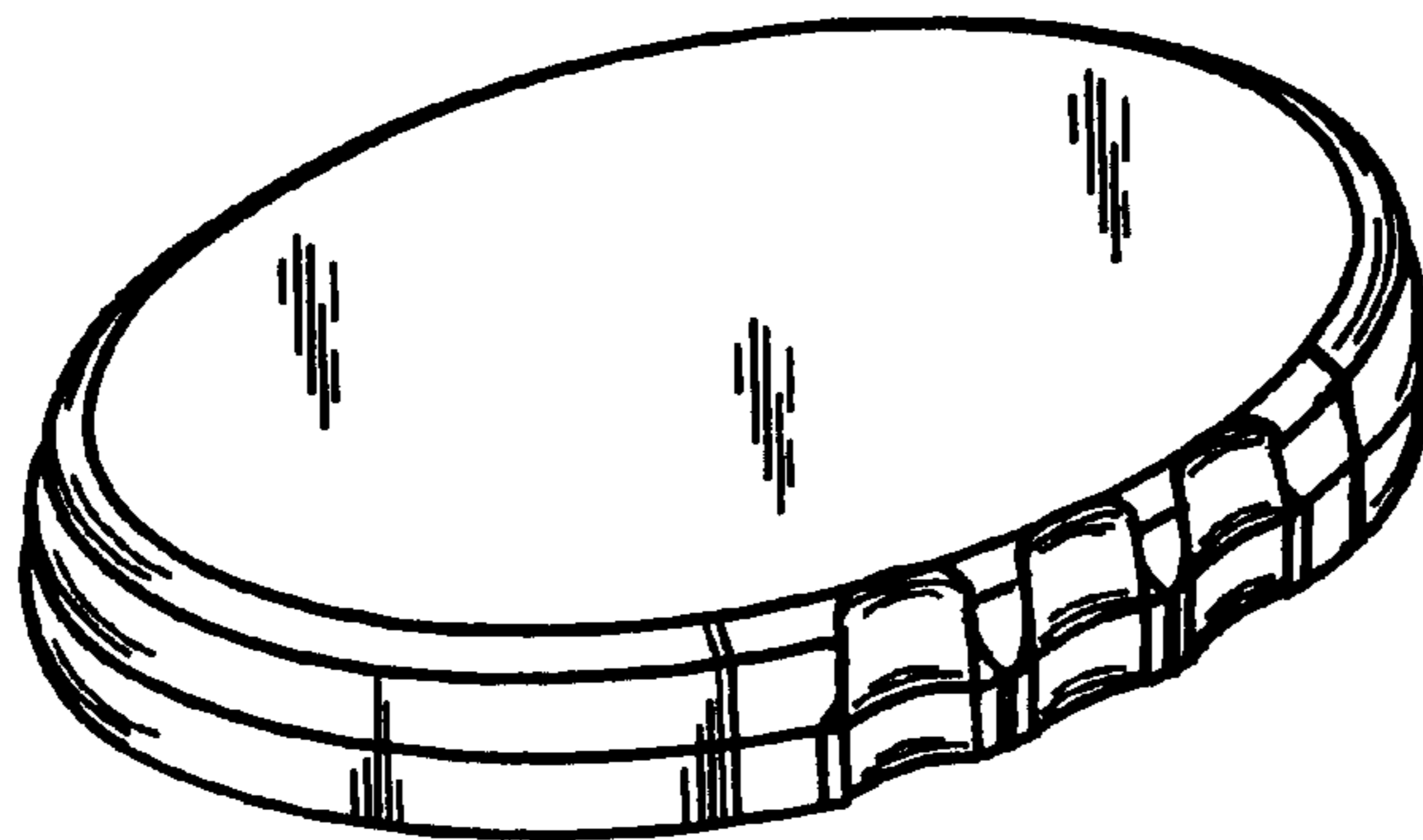


FIG. 1

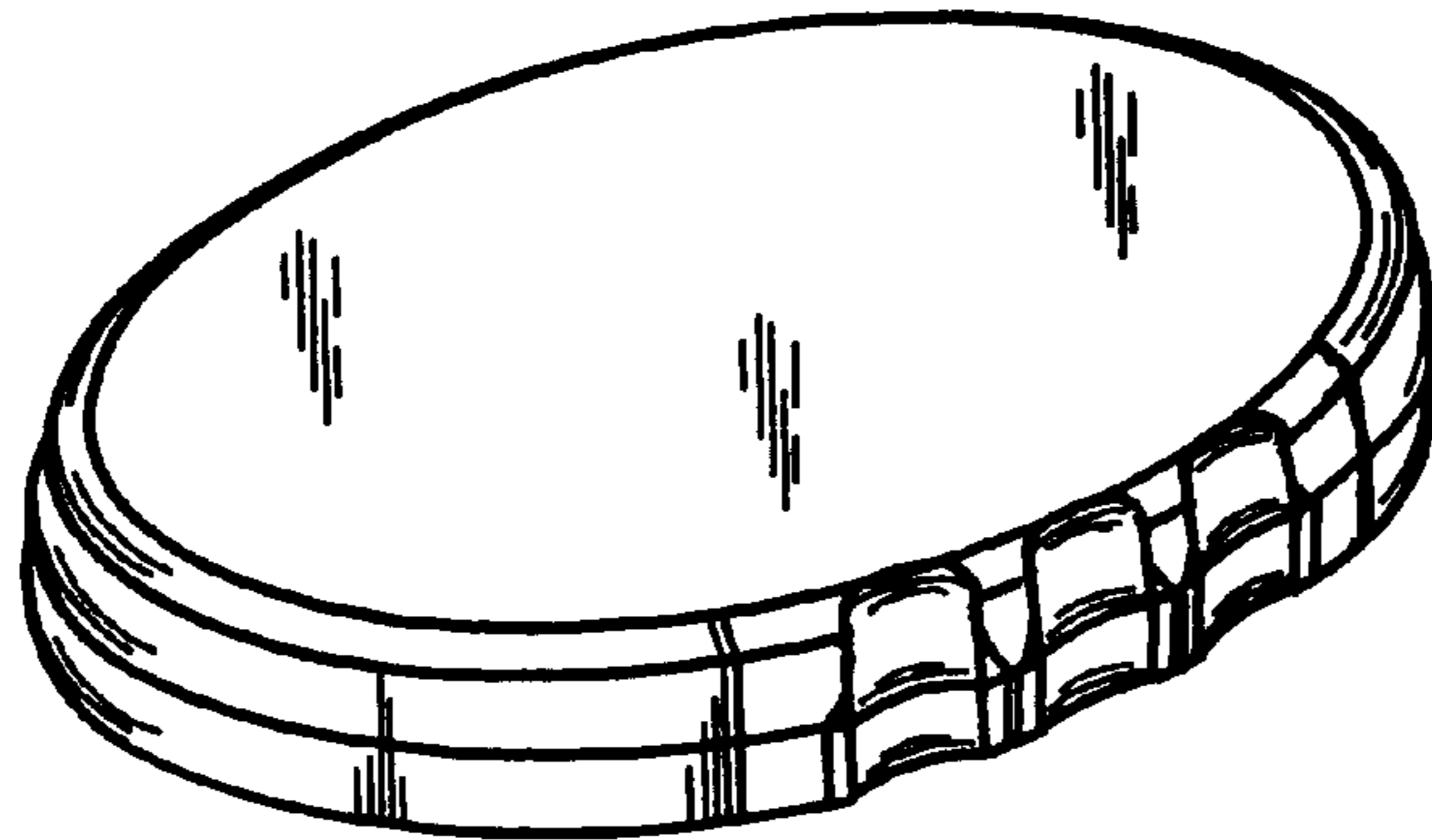


FIG. 2

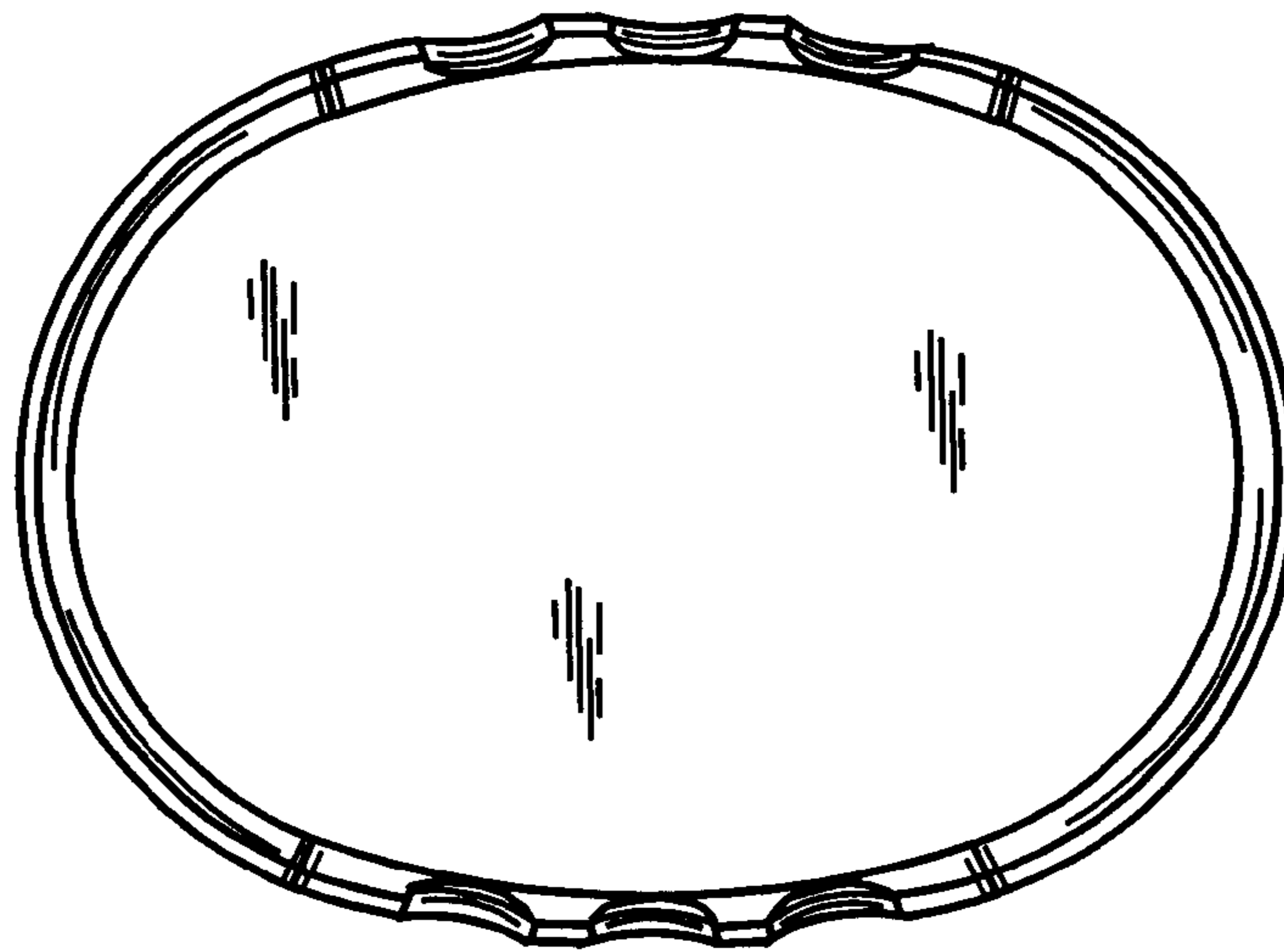


FIG. 3

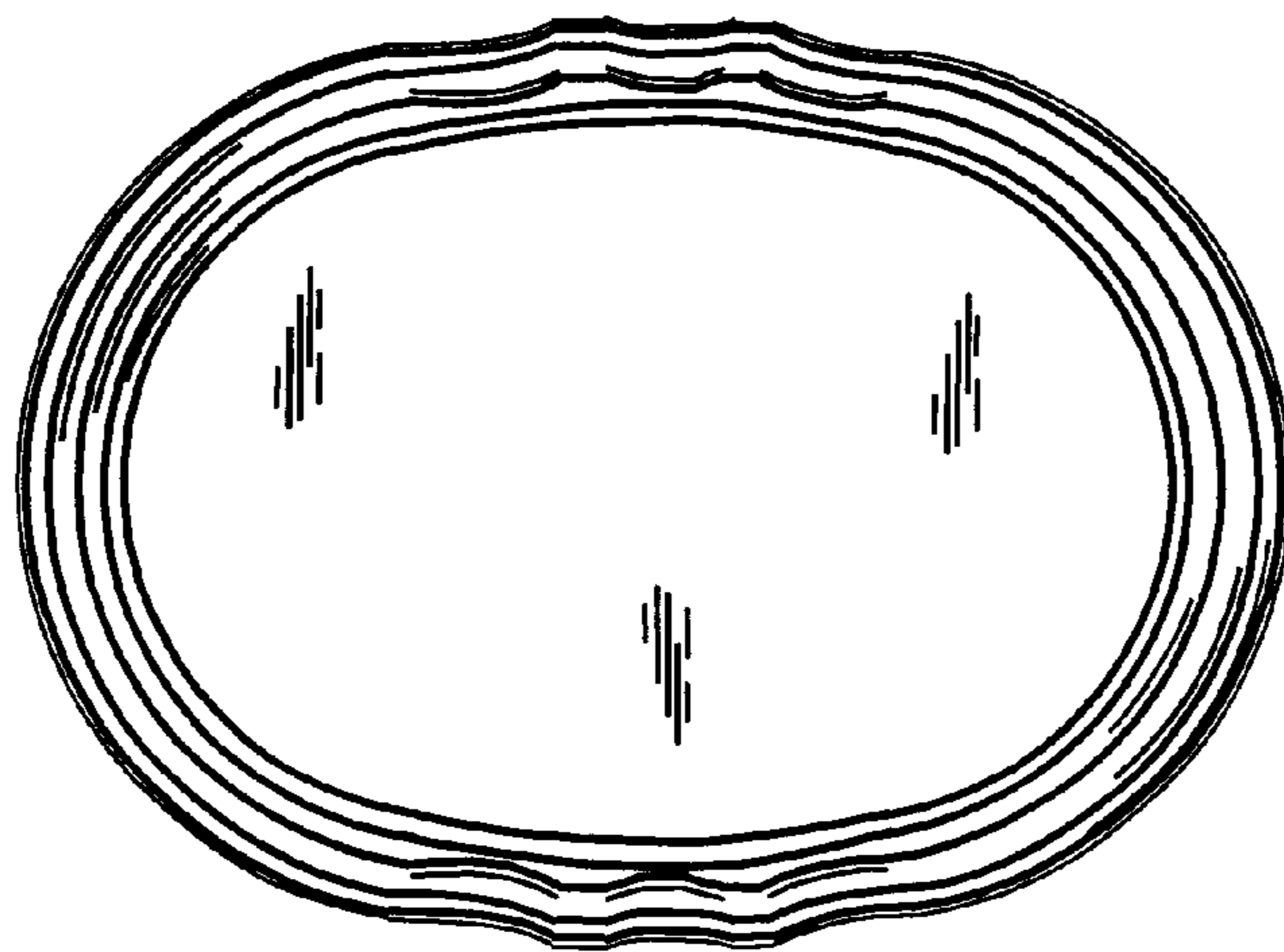


FIG. 4



FIG. 5

