



US00D497628S1

(12) **United States Design Patent**  
**Sheldon**

(10) **Patent No.:** **US D497,628 S**

(45) **Date of Patent:** **\*\* Oct. 26, 2004**

(54) **EYEGLASS**

(76) **Inventor:** **Brent Sheldon**, 315, Putney, St.  
Lambert, Quebec (CA), J4P 3B5

(\*\*) **Term:** **14 Years**

(21) **Appl. No.:** **29/194,316**

(22) **Filed:** **Nov. 20, 2003**

(51) **LOC (7) Cl.** ..... **16-06**

(52) **U.S. Cl.** ..... **D16/326; D16/320; D16/321;**  
**D16/335**

(58) **Field of Search** ..... **D16/101, 300-330,**  
**D16/335; D29/109-110; D24/110.2; 351/41,**  
**44, 51, 52, 111, 158; 2/426, 447, 448**

(56) **References Cited**

**U.S. PATENT DOCUMENTS**

D382,891 S	*	8/1997	Flanagan	.....	D16/326
D403,691 S	*	1/1999	Flanagan	.....	D16/326
D410,941 S	*	6/1999	Jackson et al.	.....	D16/321
D413,916 S	*	9/1999	Flanagan	.....	D16/326
D422,010 S	*	3/2000	Arnette	.....	D16/326
D424,598 S	*	5/2000	Simioni	.....	D16/335

D430,192 S	*	8/2000	Markovitz et al.	.....	D16/321
D431,258 S	*	9/2000	Simioni et al.	.....	D16/321
D433,051 S	*	10/2000	Bolle et al.	.....	D16/321
D478,928 S	*	8/2003	Sheldon	.....	D16/326
D488,499 S	*	4/2004	Mage	.....	D16/326

\* cited by examiner

*Primary Examiner*—Raphael Barkai

(74) *Attorney, Agent, or Firm*—Ladas & Parry LLP

(57) **CLAIM**

The ornamental design for eyeglass, as shown and described.

**DESCRIPTION**

FIG. 1 is a perspective view of eyeglass showing my new design;

FIG. 2 is a front elevational view thereof;

FIG. 3 is a rear elevational view thereof;

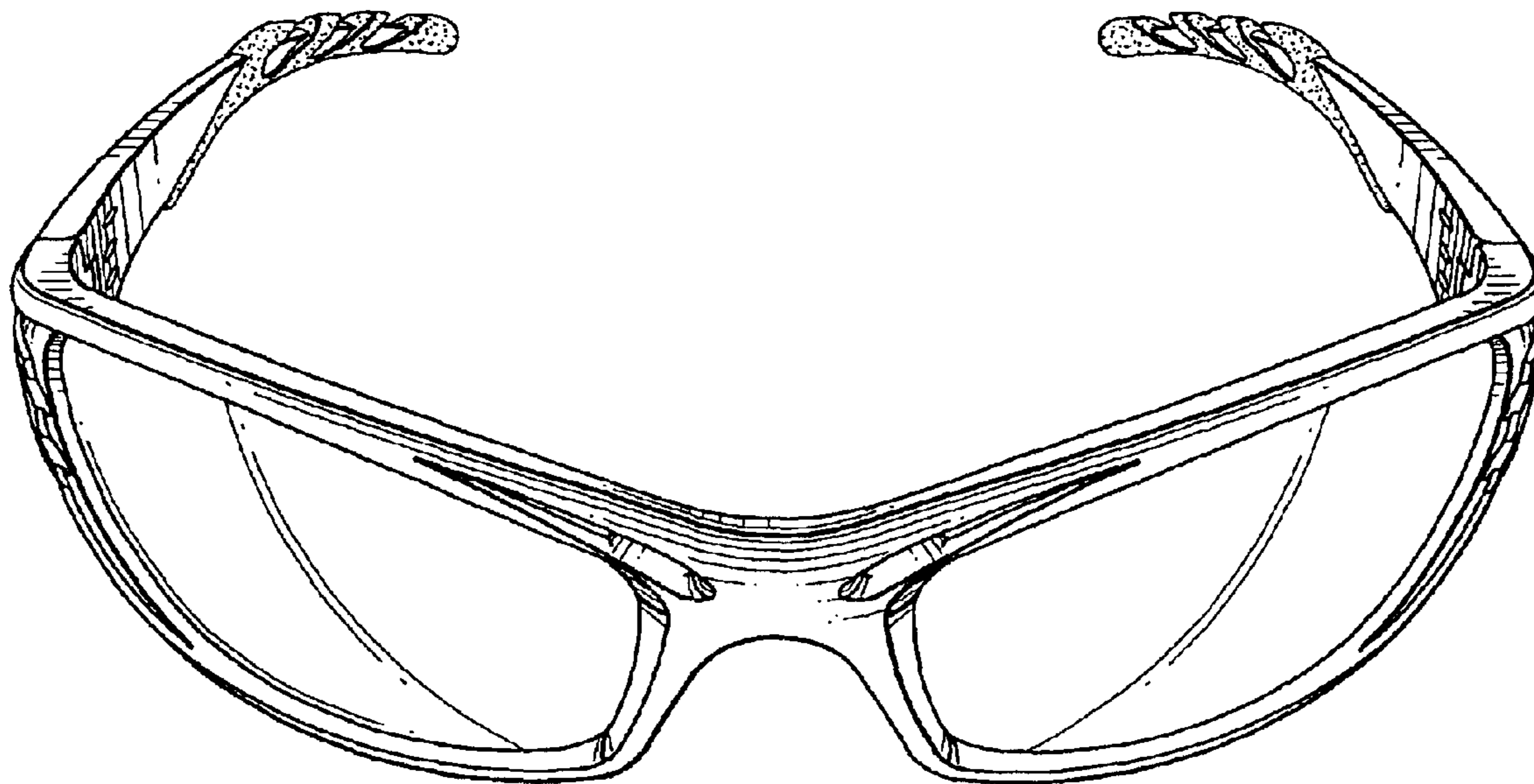
FIG. 4 is a left side elevational view thereof;

FIG. 5 is a right side elevational view thereof;

FIG. 6 is a top plan view thereof; and,

FIG. 7 is a bottom plan view thereof.

**1 Claim, 5 Drawing Sheets**



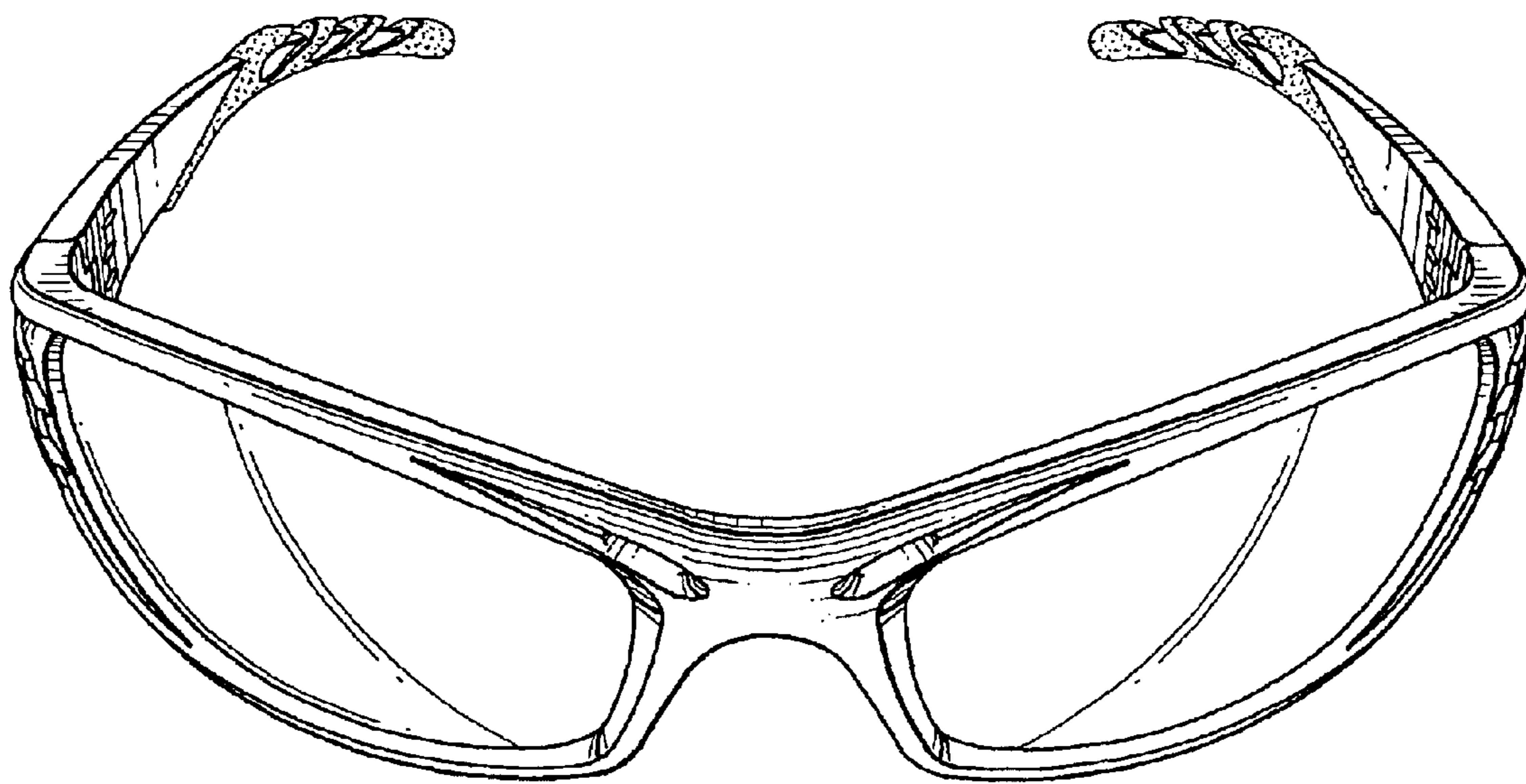


FIG. 1

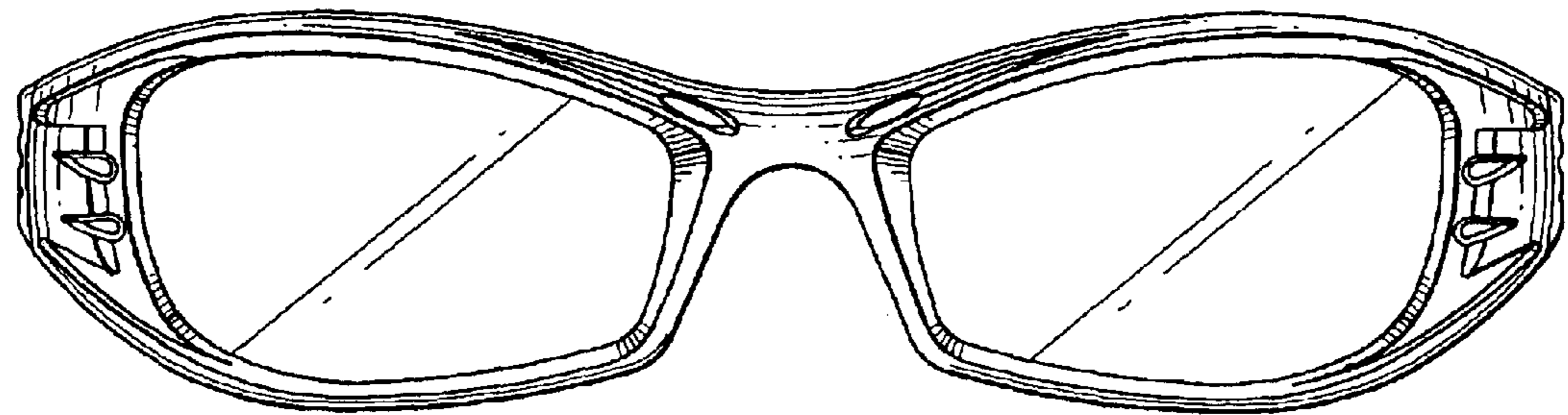


FIG. 2

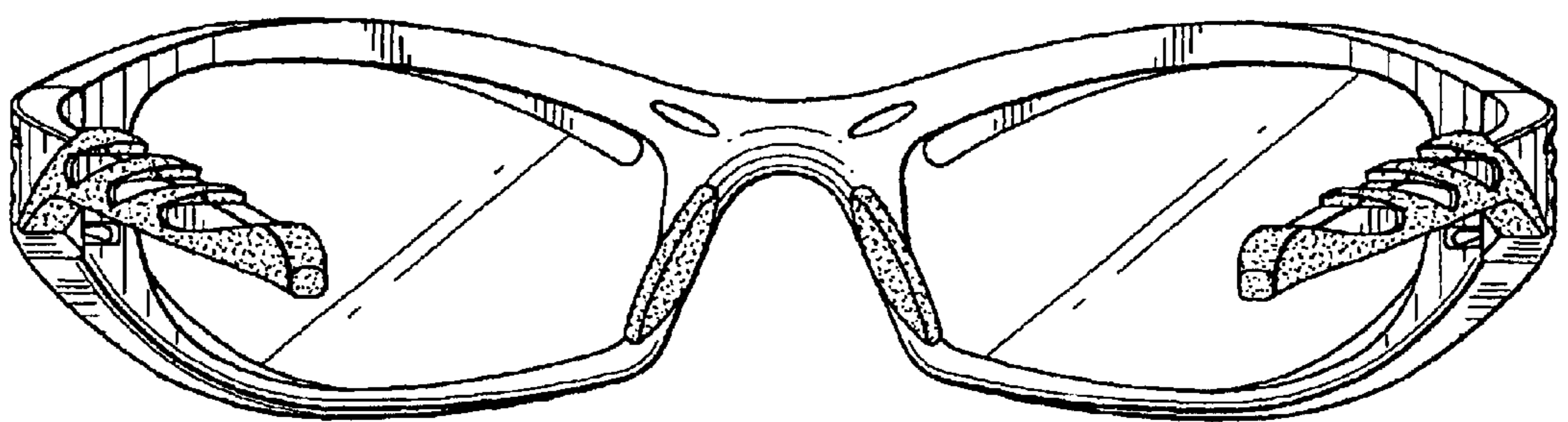


FIG. 3

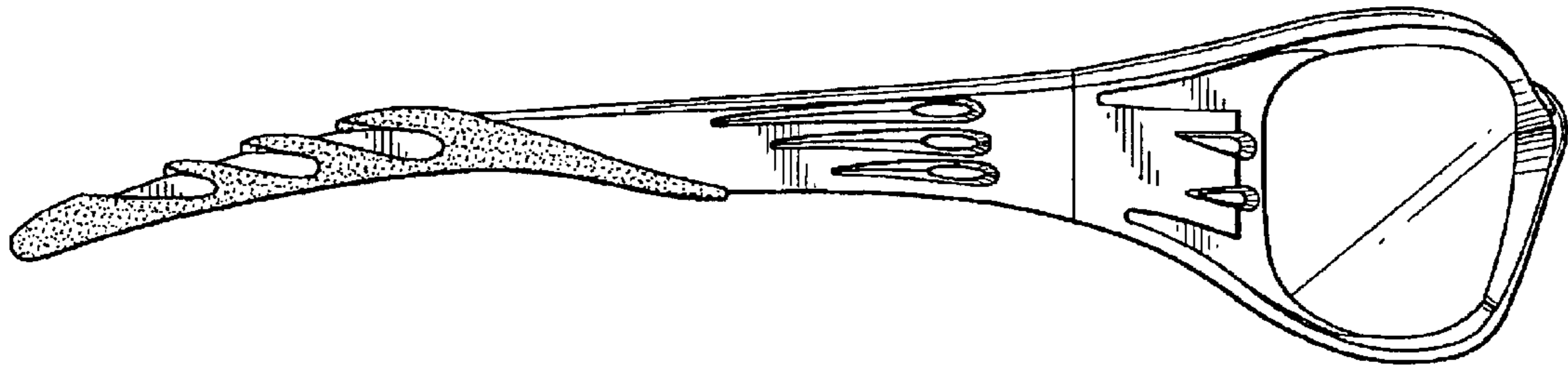


FIG. 4

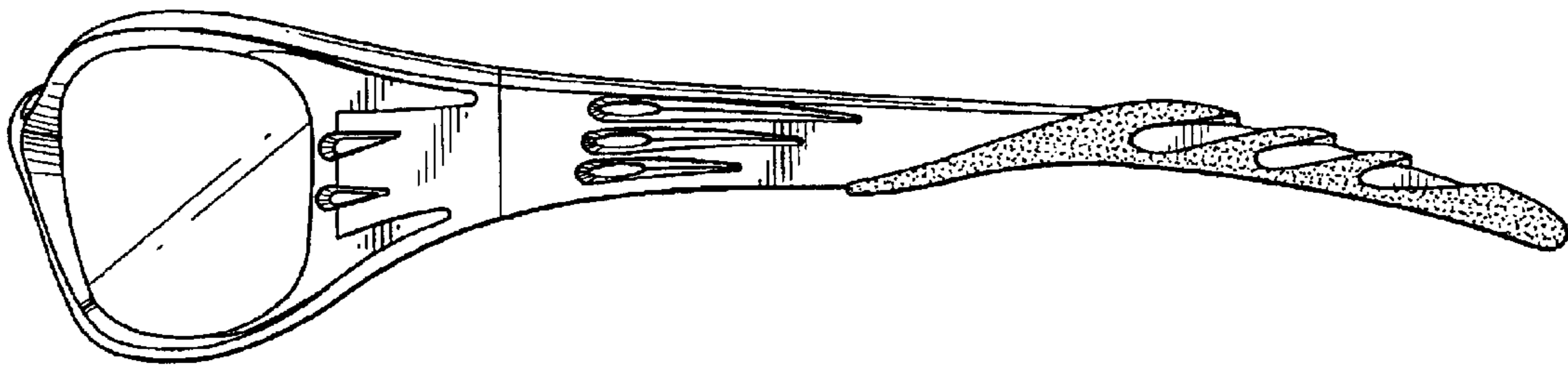


FIG. 5



FIG. 6

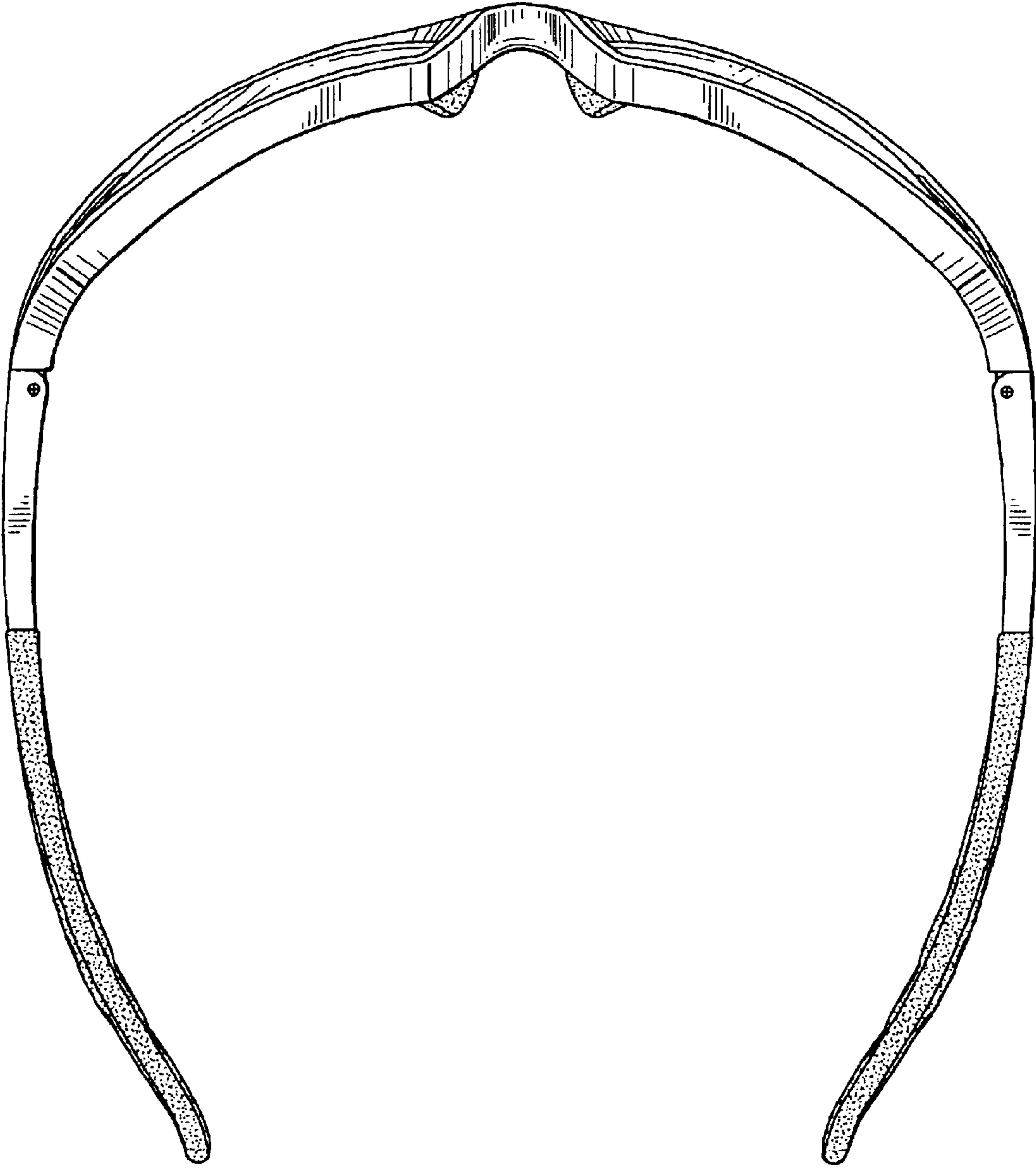


FIG. 7