



US00D497608S1

(12) **United States Design Patent**
Birgersson

(10) **Patent No.:** **US D497,608 S**
(45) **Date of Patent:** **** Oct. 26, 2004**

(54) **EAR MUFF**

FOREIGN PATENT DOCUMENTS

(75) **Inventor:** **Joakim Birgersson, Vetlanda (SE)**

SE	31924	4/1983
SE	86-2657	11/1986
SE	45 220	3/1989
SE	51 290	2/1992
SE	52 726	11/1992
SE	54 204	8/1993
SE	57 160	3/1995
SE	63 210	11/1998
SE	64 649	2/2000
SE	67 928	12/2001
SE	68 694	5/2002

(73) **Assignee:** **Sordin AB, Varnamo (SE)**

(**) **Term:** **14 Years**

(21) **Appl. No.:** **29/176,103**

(22) **Filed:** **Feb. 14, 2003**

(30) **Foreign Application Priority Data**

Aug. 16, 2002 (SE) 02-1197

(51) **LOC (7) Cl.** **14-01**

(52) **U.S. Cl.** **D14/205**

(58) **Field of Search** D14/192, 205,
D14/206, 223; D29/108, 112, 122; 181/129,
130, 137; 379/430, 431, 433; 381/370-371,
374, 376, 378, 379; 3/410, 417, 418, 419

(56) **References Cited**

U.S. PATENT DOCUMENTS

D254,616 S	*	4/1980	Tabata	D14/205
D313,092 S	*	12/1990	Nilsson	D29/112
5,068,923 A	*	12/1991	Sjoqvist	2/209
D411,200 S	*	6/1999	Almqvist	D14/192
D413,413 S	*	8/1999	Dillon et al.	D29/112
D434,191 S	*	11/2000	Emilsson	D29/112

* cited by examiner

Primary Examiner—Paula A. Greene

(74) *Attorney, Agent, or Firm*—Merchant & Gould, P.C.

(57) **CLAIM**

The ornamental design for ear muff, as shown and described.

DESCRIPTION

FIG. 1 represents a front perspective view of one embodiment of an ear muff in accordance with the principles of the present invention.

FIG. 2 represents a front and right side perspective view of the ear muff of FIG. 1; and,

FIG. 3 represents a rear and left side perspective view of the ear muff of FIG. 1.

1 Claim, 3 Drawing Sheets

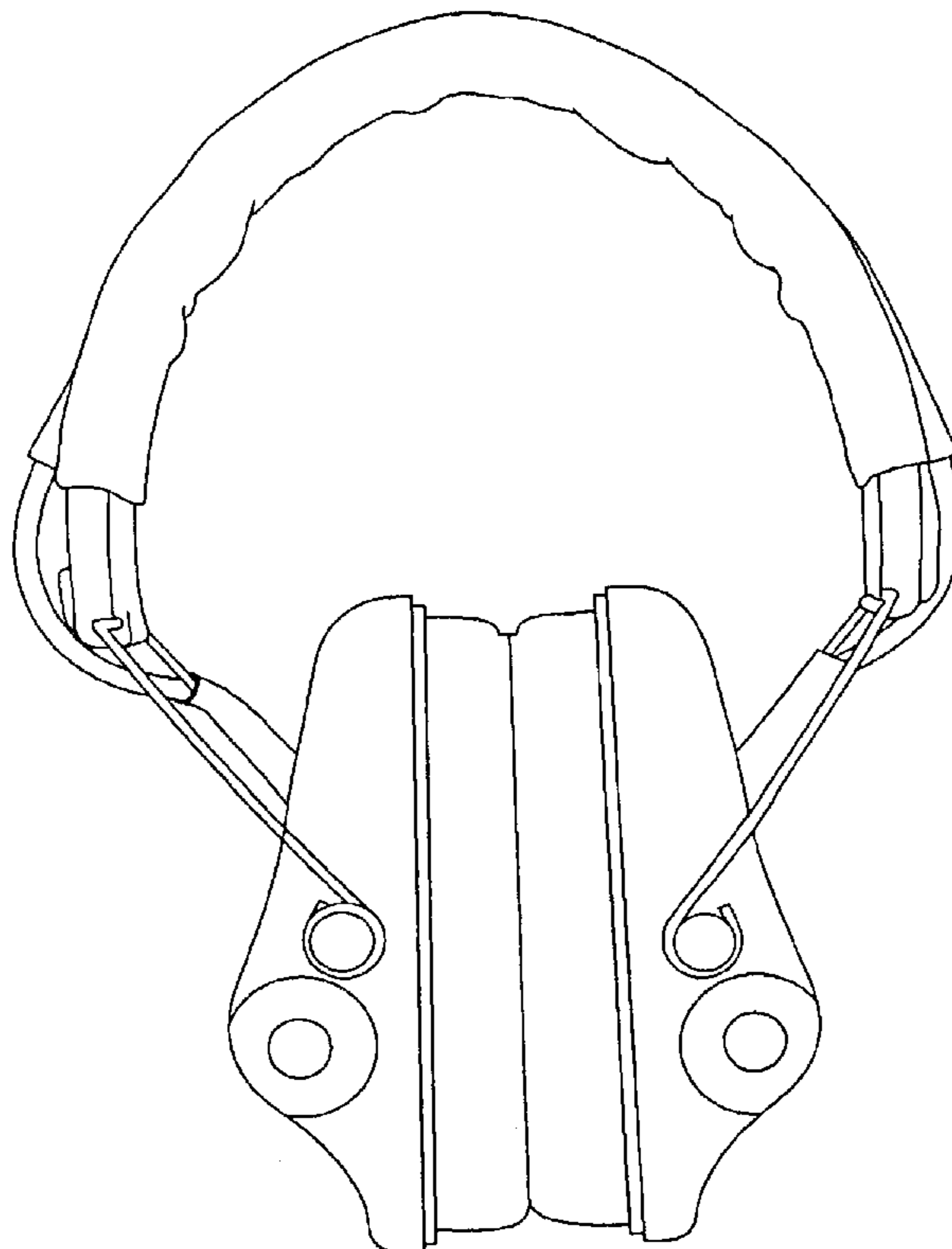


FIG. 1

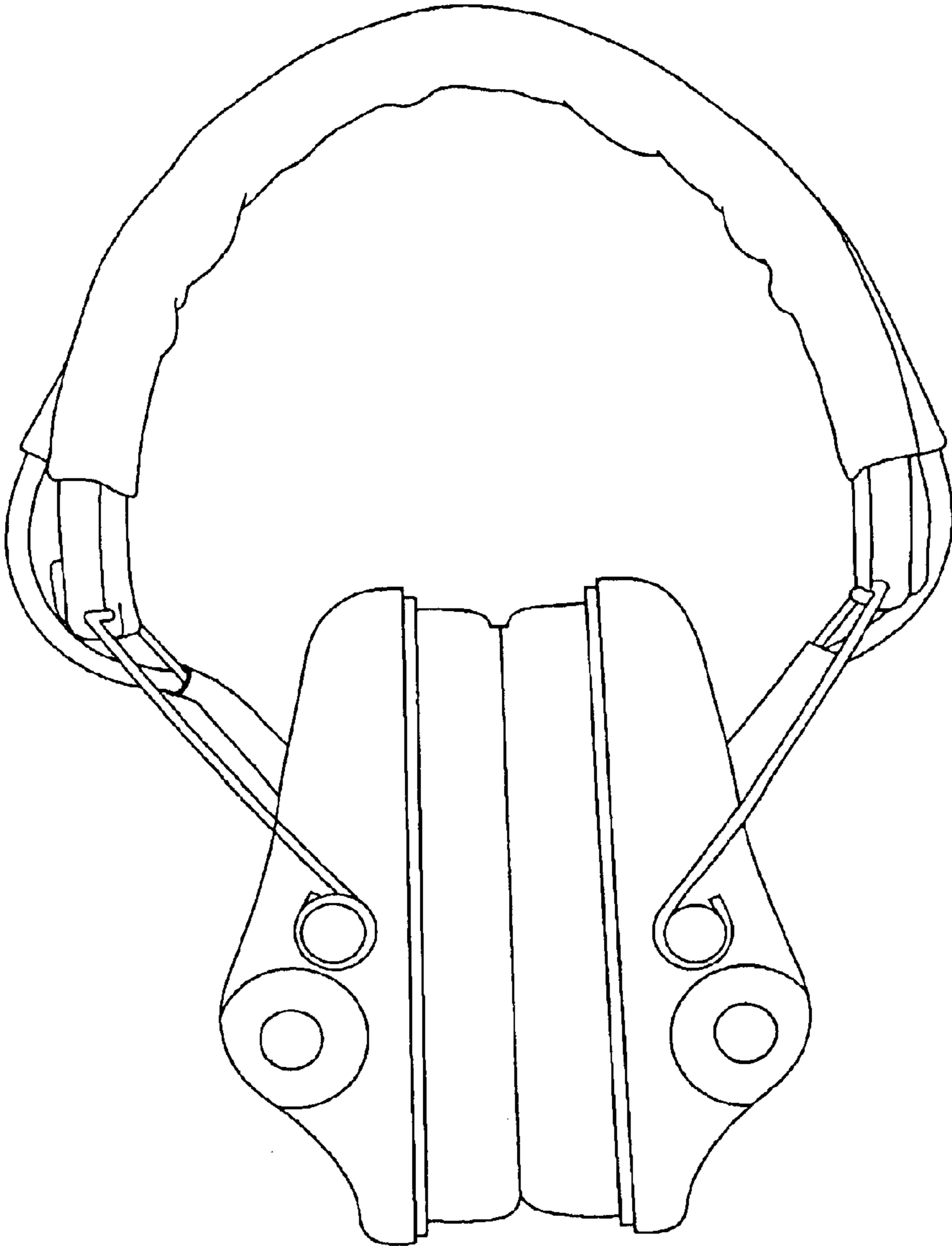


FIG. 2

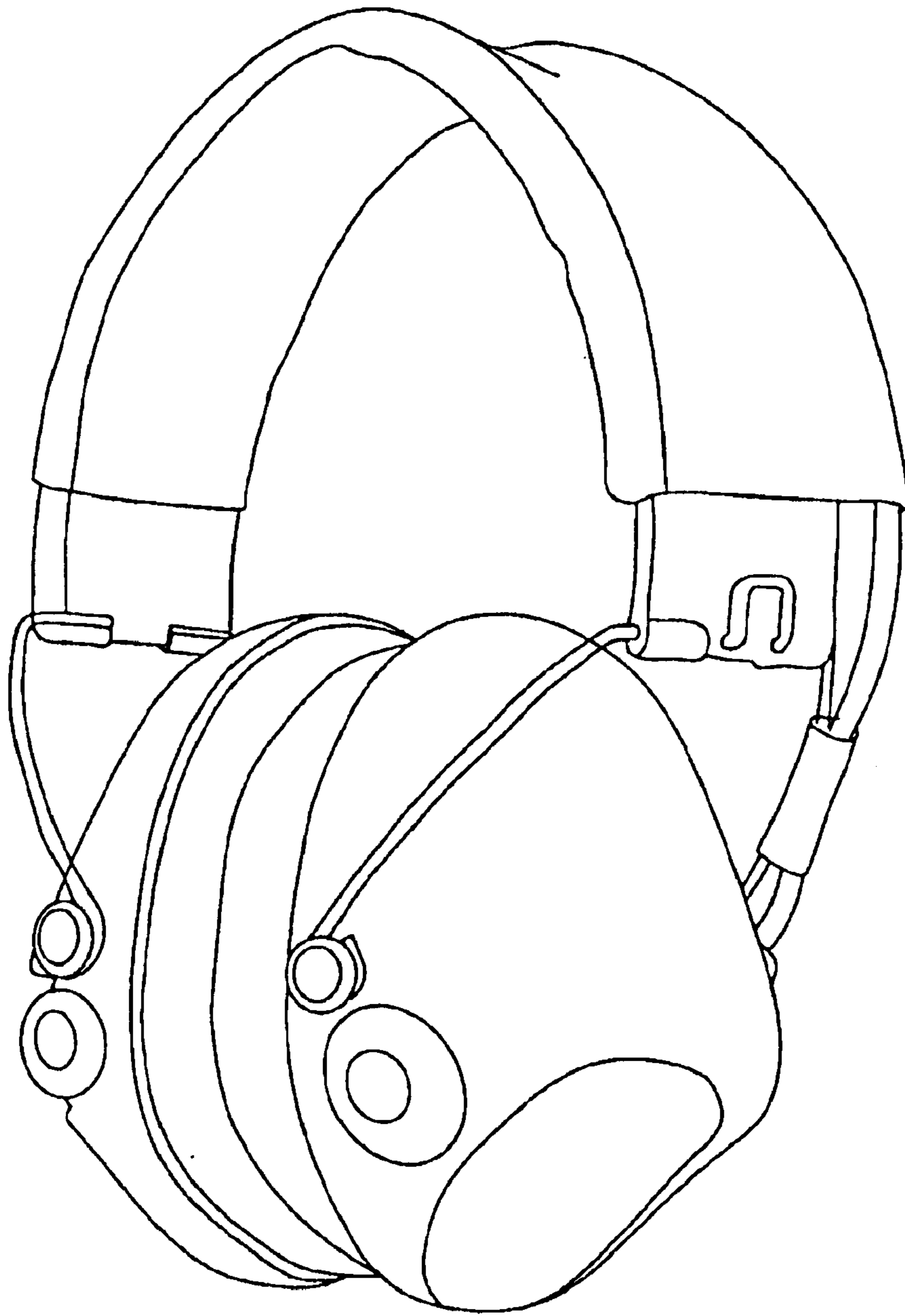


FIG. 3

