

US00D497604S1

(12) **United States Design Patent**
Lee

(10) **Patent No.:** **US D497,604 S**
(45) **Date of Patent:** **** Oct. 26, 2004**

(54) **CELLULAR PHONE**
(75) **Inventor:** **Jae-Ho Lee, Kyoungki-Do (KR)**
(73) **Assignee:** **Curitel Communications, Inc., Ichon Kyoungki-Do (KR)**
(**) **Term:** **14 Years**
(21) **Appl. No.:** **29/199,252**
(22) **Filed:** **Feb. 11, 2004**
(51) **LOC (7) Cl.** **14-03**
(52) **U.S. Cl.** **D14/138**
(58) **Field of Search** D14/137, 138, D14/218, 147-148, 247-248, 144, 341-347; 379/433.01-433.13, 419, 434, 428.01-428.04, 420.01-420.04, 440; 455/550.1-90.3; D21/517; D13/168; D18/2, 7; 345/168, 169

D487,071 S * 2/2004 Hotta et al. D14/138
D487,443 S * 3/2004 Yoon D14/138
D487,736 S * 3/2004 Okada et al. D14/138
D488,144 S * 4/2004 Hwang D14/138
D490,065 S * 5/2004 Shimazu et al. D14/138
D490,792 S * 6/2004 Lee D14/138
D491,908 S * 6/2004 Son D14/138
2004/0023685 A1 * 2/2004 Nakamura 455/550.1
2004/0033822 A1 * 2/2004 Itoh et al. 455/575.3

FOREIGN PATENT DOCUMENTS

JP 1153347 * 9/2002
JP 1167658 * 3/2003
JP 1185434 * 9/2003

* cited by examiner

Primary Examiner—Jeffrey Asch
(74) *Attorney, Agent, or Firm*—Blakely Sokoloff Taylor & Zafman

(56) **References Cited**
U.S. PATENT DOCUMENTS

D432,510 S * 10/2000 Hyun D14/138
D447,741 S * 9/2001 Lee et al. D14/138
D453,749 S * 2/2002 Lee et al. D14/138
D465,466 S * 11/2002 Hyun D14/138
D468,282 S * 1/2003 Chen D14/138
D469,070 S * 1/2003 Lee D14/138
D475,689 S * 6/2003 Shimazu et al. D14/138
D477,295 S * 7/2003 Chung D14/138
D477,296 S * 7/2003 Minamide D14/138
D477,581 S * 7/2003 Iijima et al. D14/138
D484,862 S * 1/2004 Yang D14/138
D485,248 S * 1/2004 Ogawa D14/138
D485,249 S * 1/2004 Liao et al. D14/138
D485,818 S * 1/2004 Yabe et al. D14/138

(57) **CLAIM**

The ornamental design for a cellular phone, as shown and described.

DESCRIPTION

FIG. 1 is a perspective view of the cellular phone showing the new design;
FIG. 2 is a front view thereof;
FIG. 3 is a rear view thereof;
FIG. 4 is a left-side view thereof;
FIG. 5 is a right-side view thereof;
FIG. 6 is a top plan view thereof;
FIG. 7 is a bottom view thereof; and,
FIG. 8 is a front view showing open position thereof.

1 Claim, 5 Drawing Sheets




FIG. 1




FIG. 2

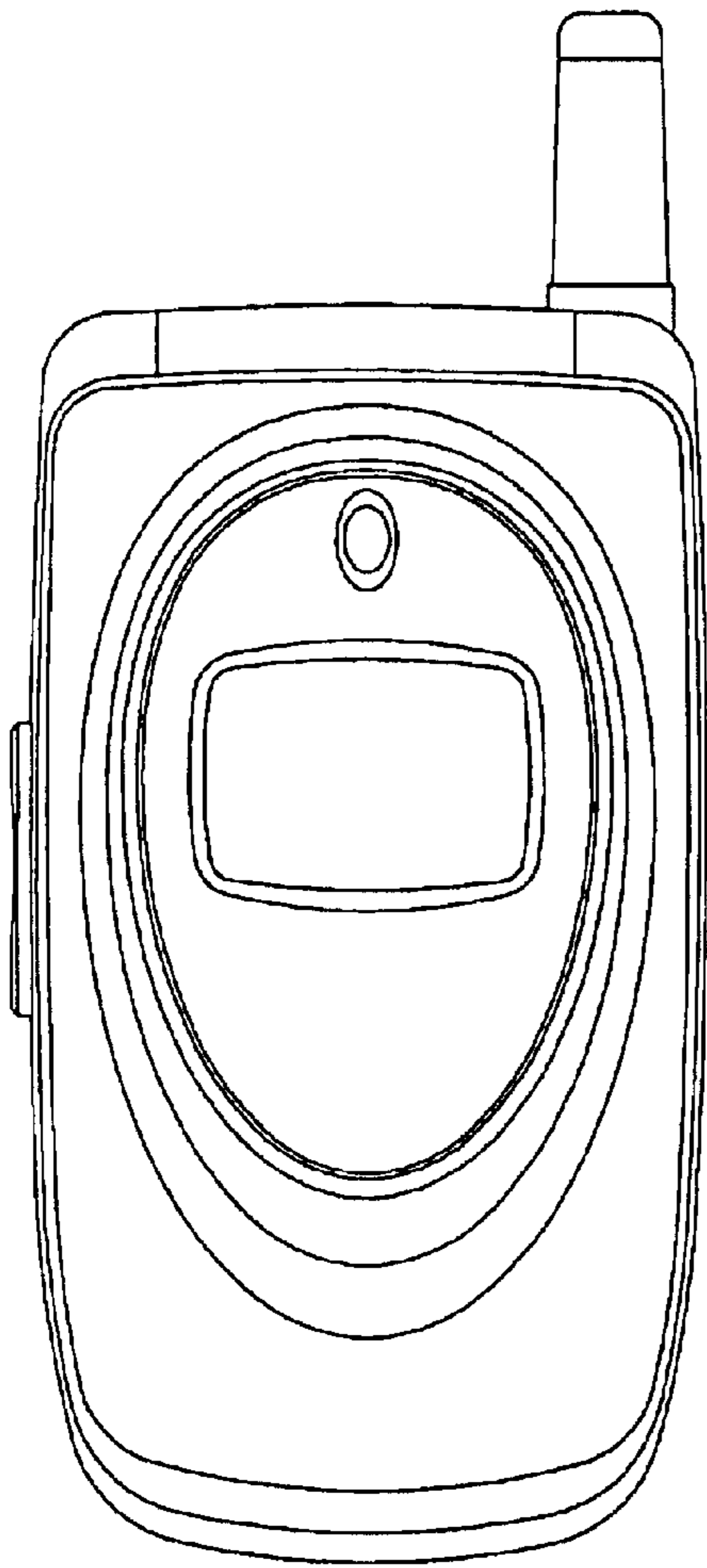


FIG. 3

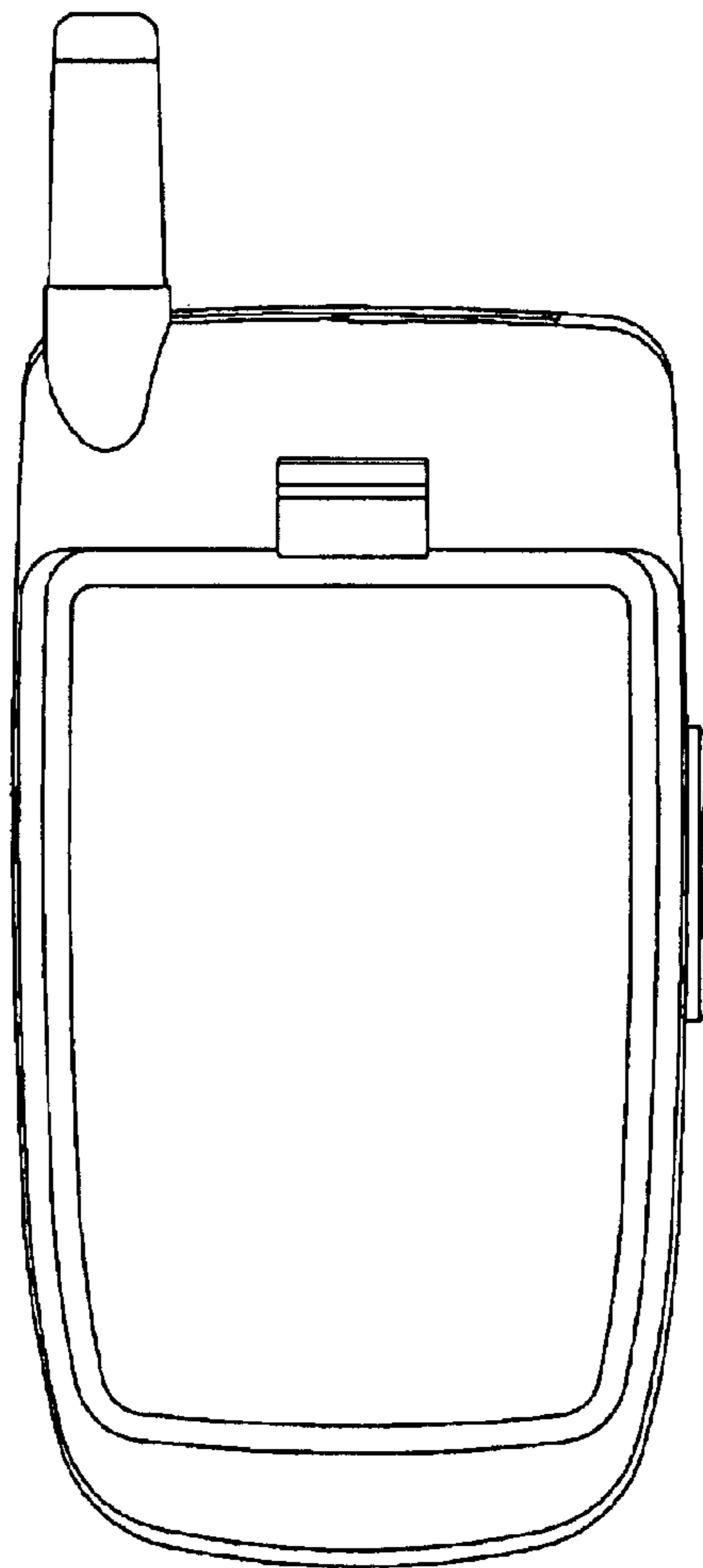


FIG. 4

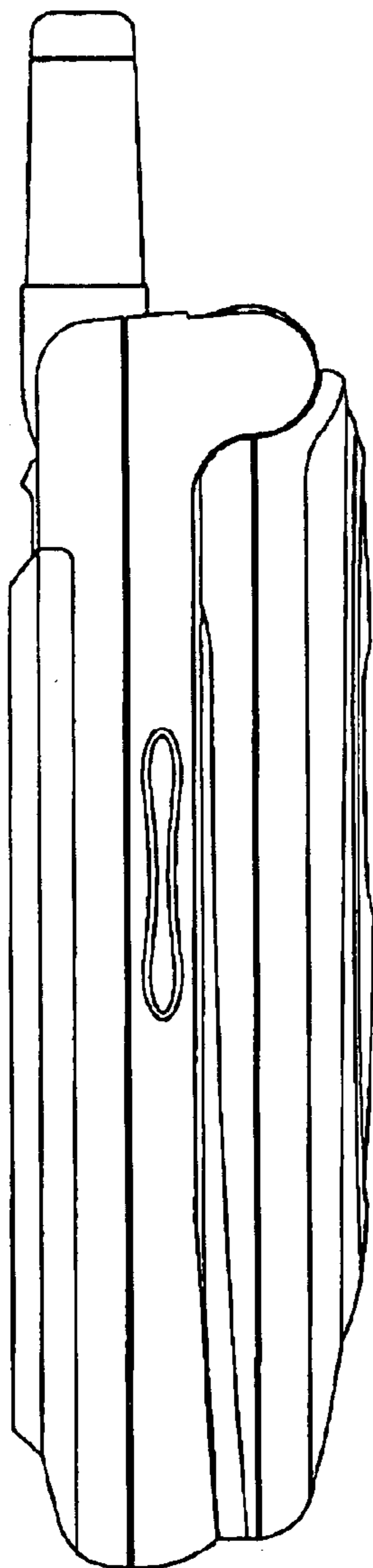


FIG. 5

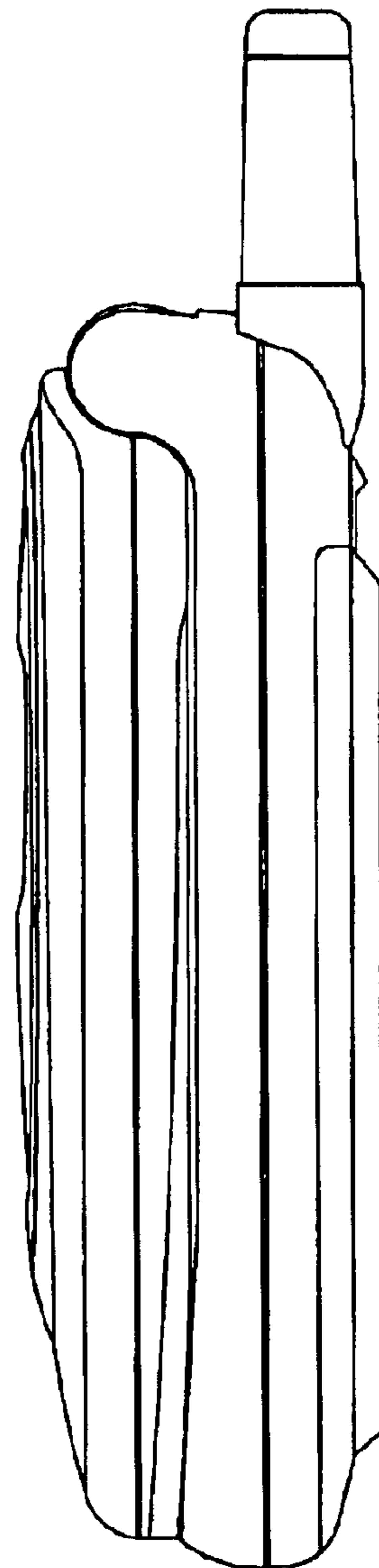


FIG. 6

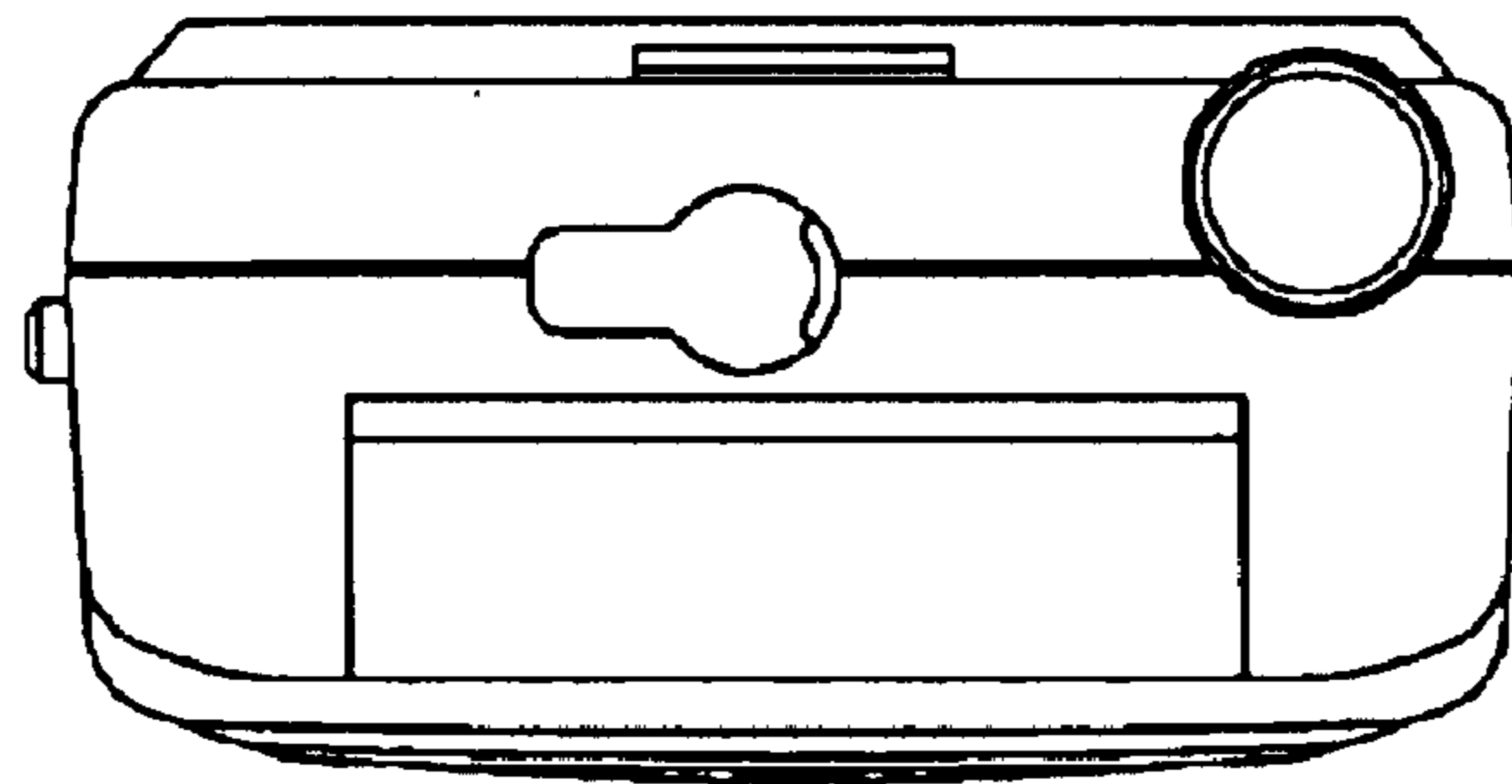


FIG. 7

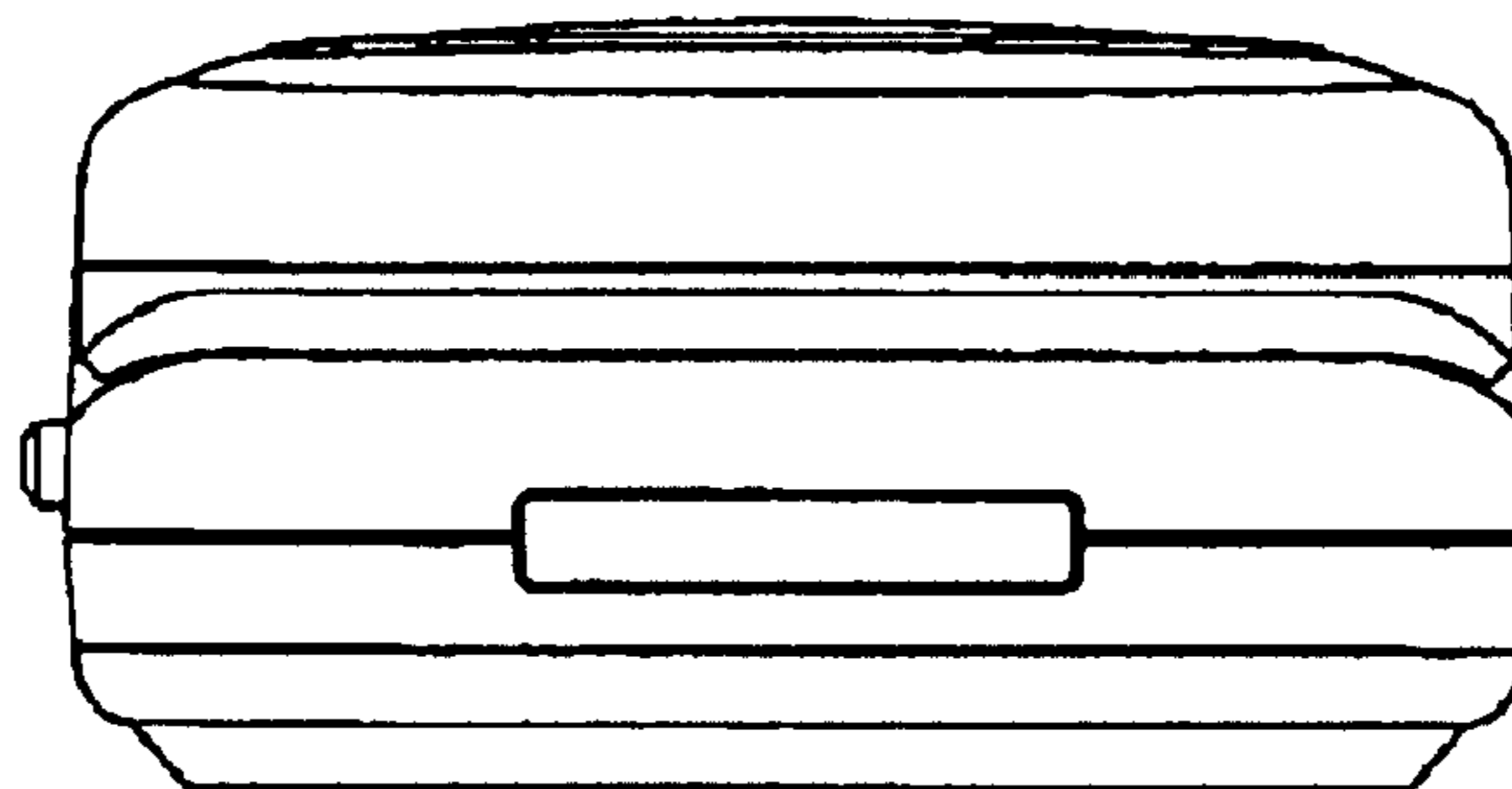


FIG. 8

