

US00D497591S1

(12) **United States Design Patent** (10) **Patent No.:** **US D497,591 S**
Miyazaki et al. (45) **Date of Patent:** **** Oct. 26, 2004**

(54) **AUTOMOBILE TIRE**

FOREIGN PATENT DOCUMENTS

(75) Inventors: **Tetsuji Miyazaki**, Osaka (JP); **Asuka Nakamura**, Osaka (JP)

JP 8-6008 2/1998

(73) Assignee: **Toyo Tire & Rubber Co., Ltd.**, Osaka (JP)

OTHER PUBLICATIONS

(**) Term: **14 Years**

Bridgestone Eager Tire, 2002 Tread Design Guide, Jan. 2002, p. 17. 3/4.*

Dunlop Grandtrek PT 1 Tire, 2002 Tread Design Guide, Jan. 2002, p. 82. 3/2.*

(21) Appl. No.: **29/195,950**

* cited by examiner

(22) Filed: **Dec. 18, 2003**

Primary Examiner—Robert M. Spear

(30) **Foreign Application Priority Data**

(74) *Attorney, Agent, or Firm*—Jordan and Hamburg LLP

Oct. 1, 2003 (JP) 2003-028818

(57) **CLAIM**

(51) **LOC (7) Cl.** **12-15**

The ornamental design for an automobile tire, as shown and described.

(52) **U.S. Cl.** **D12/600**

DESCRIPTION

(58) **Field of Search** D12/544, 551, D12/553, 555, 559, 562, 564-565, 579, 586, 588, 590, 594-595, 598, 600, 601, 900; 152/209.1, 209.12, 209.18, 209.25

FIG. 1 is a front view of an automobile tire showing our new design;

FIG. 2 is a rear view thereof;

FIG. 3 is a left side view thereof;

FIG. 4 is a right side view thereof;

FIG. 5 is a perspective view thereof; and,

FIG. 6 is an enlargement of a portion of the front view.

(56) **References Cited**


U.S. PATENT DOCUMENTS

D322,951 S * 1/1992 Robinson et al. D12/586

D458,213 S * 6/2002 Guspodin D12/590

D475,009 S * 5/2003 Ochi D12/600

1 Claim, 6 Drawing Sheets






FIG. 1




FIG. 2

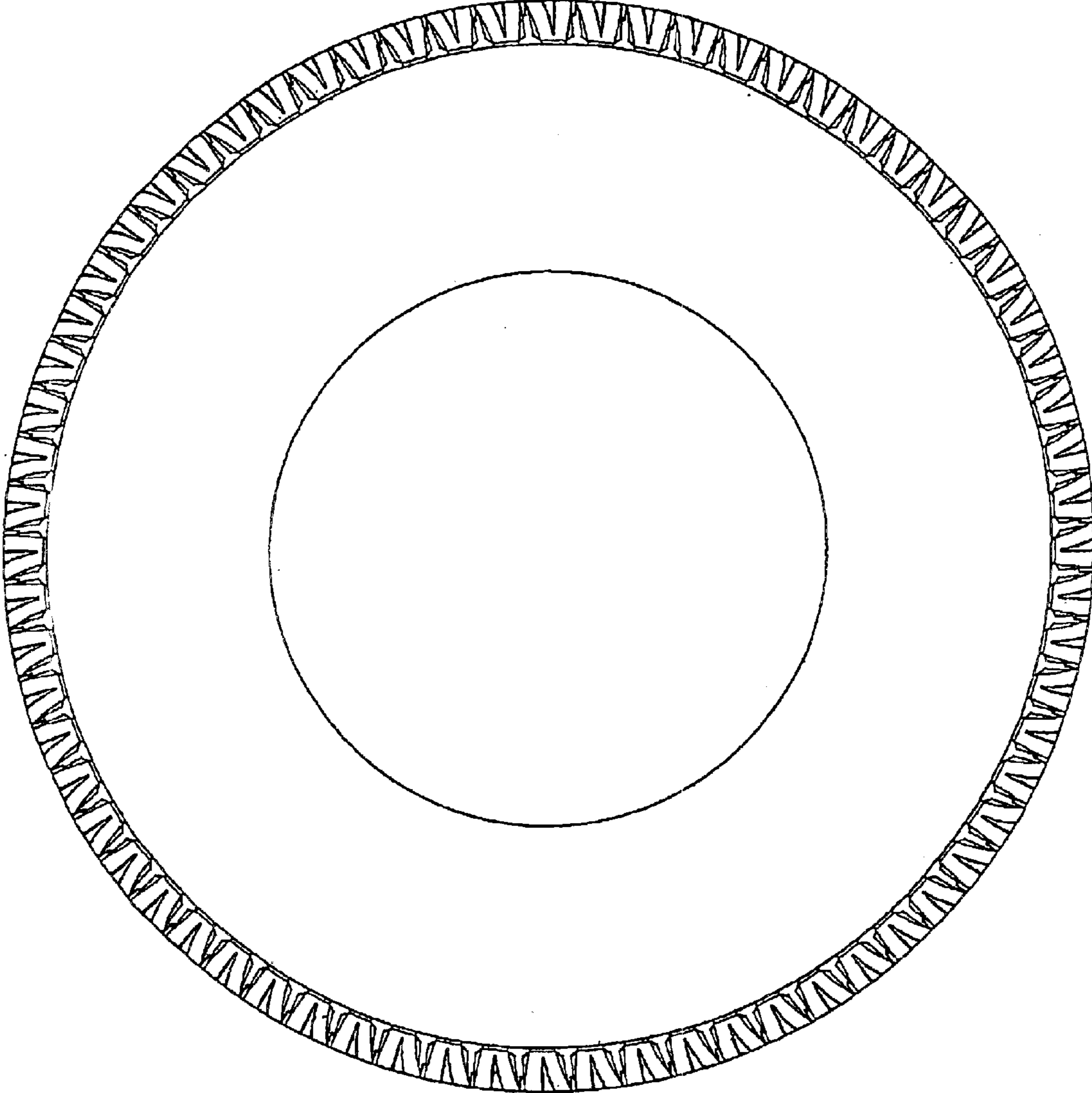


FIG. 3

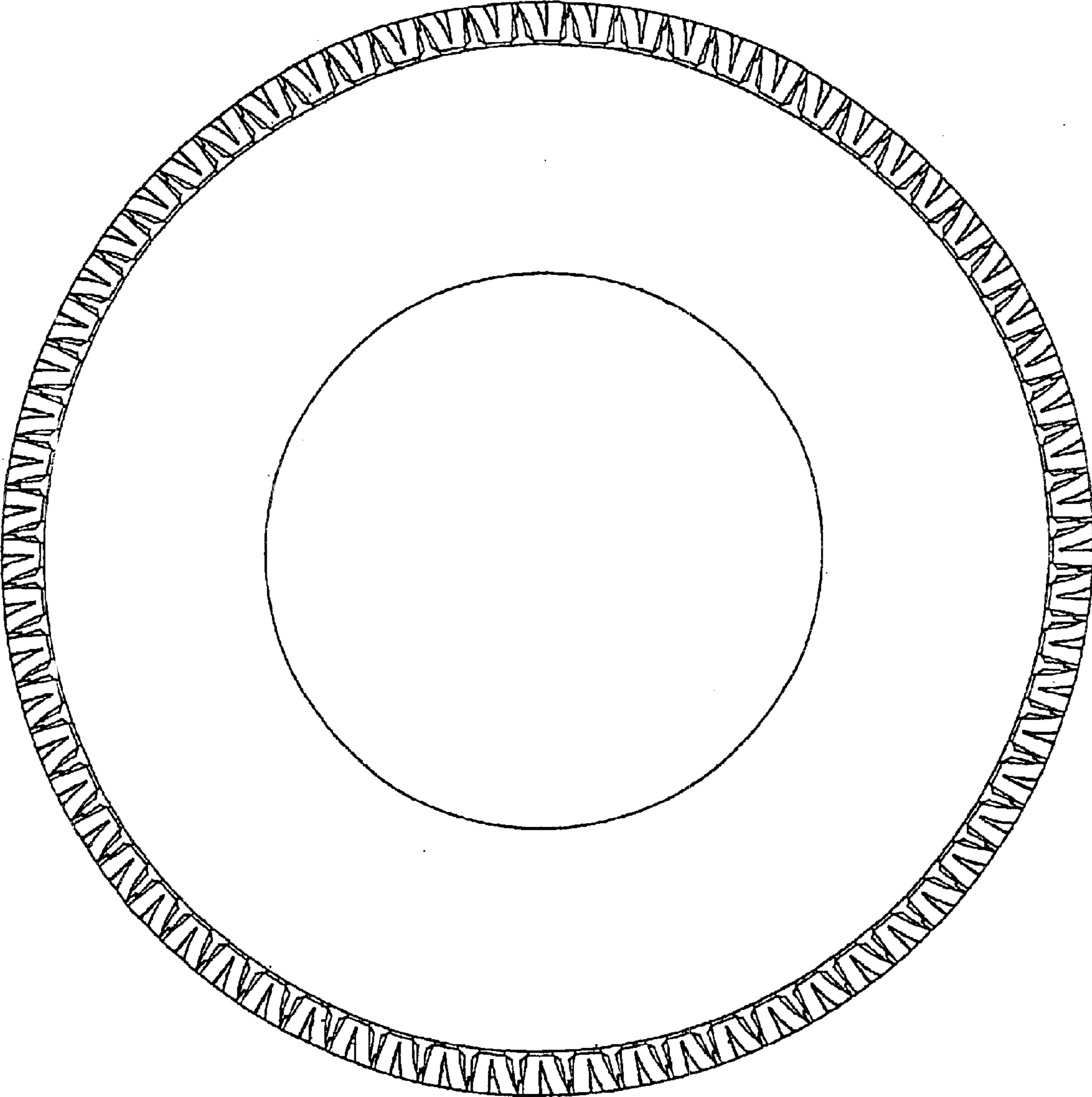


FIG. 4

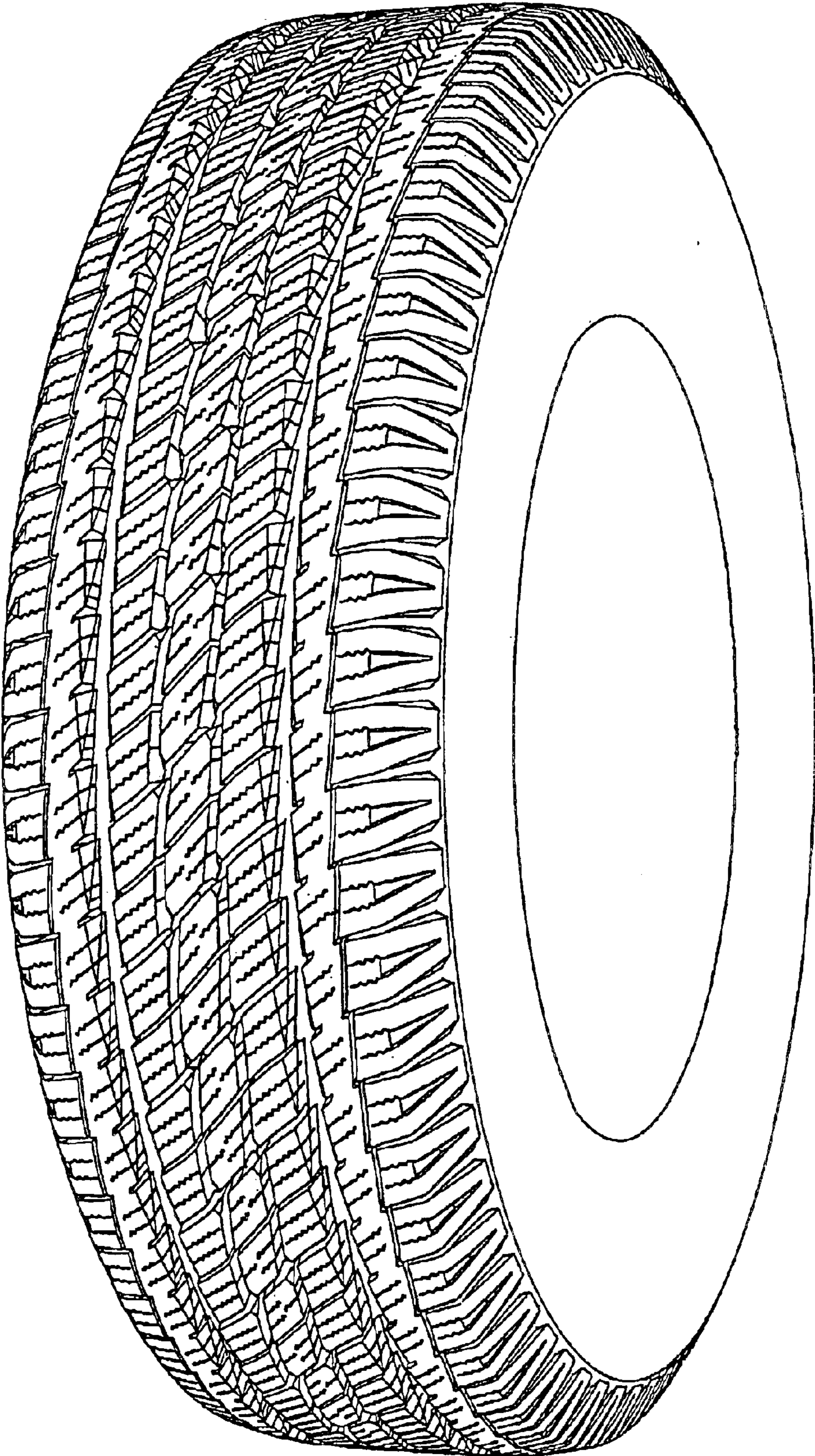


FIG. 5

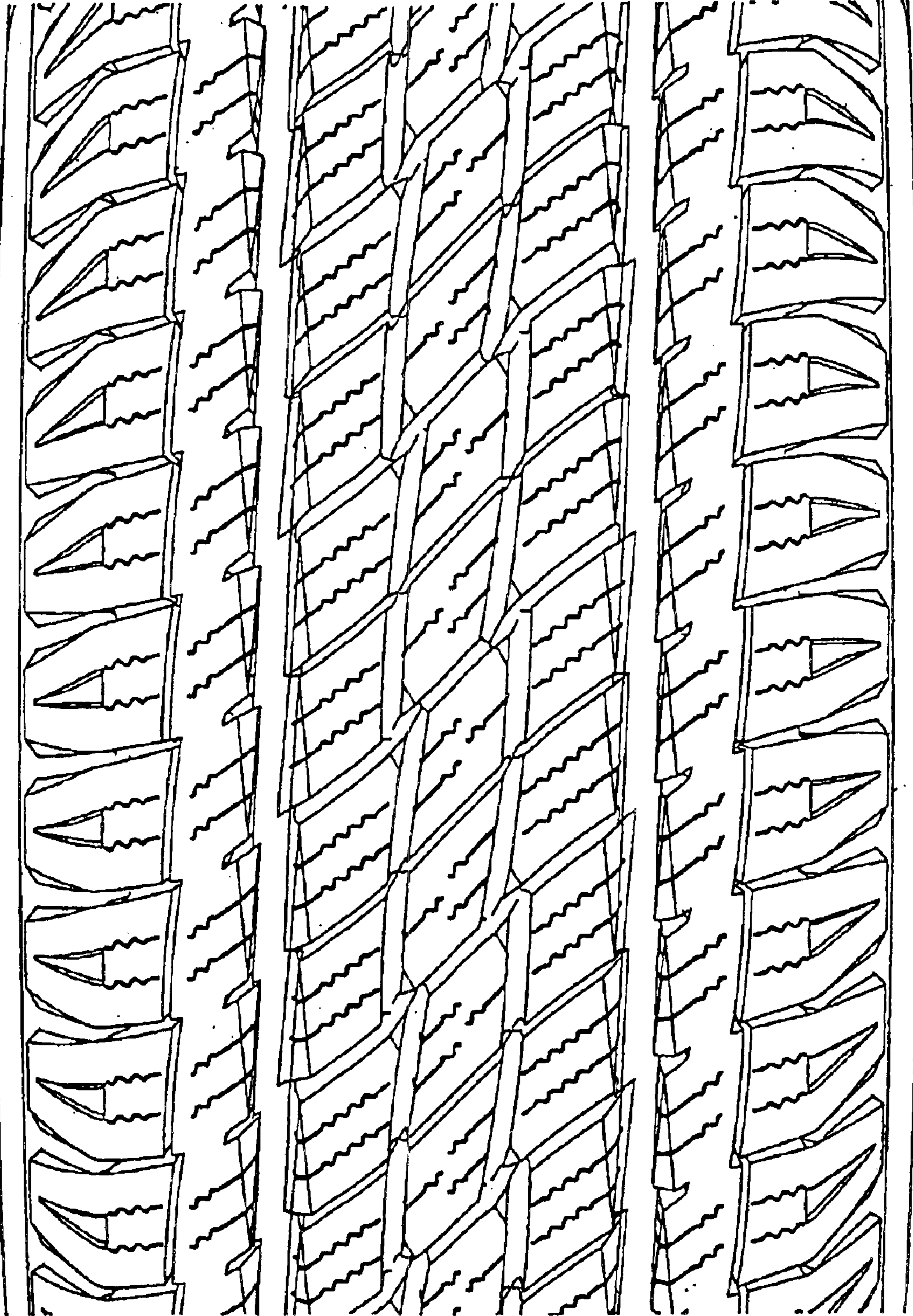


FIG. 6