



US00D497585S1

(12) **United States Design Patent**
Smith et al.

(10) **Patent No.:** **US D497,585 S**
(45) **Date of Patent:** **** Oct. 26, 2004**

(54) **WHEEL**

(75) Inventors: **Bernard Smith**, Livermore, CA (US);
Kirk A. Hoepfner, Concord, CA (US)

(73) Assignee: **Pacific Coast Wheel Factory, Inc.**,
Danville, CA (US)

(**) Term: **14 Years**

(21) Appl. No.: **29/200,924**

(22) Filed: **Mar. 4, 2004**

(51) **LOC (7) Cl.** **12-16**

(52) **U.S. Cl.** **D12/209**

(58) **Field of Search** D12/204-213;
301/37.101, 64.101, 65

(56) **References Cited**

U.S. PATENT DOCUMENTS

D74,023 S	*	12/1927	Putnam	D12/209
D384,929 S	*	10/1997	Neeper	D12/209
D396,444 S	*	7/1998	Neeper	D12/209
D423,443 S	*	4/2000	Hussaini et al.	D12/209

D436,338 S	*	1/2001	Hussaini et al.	D12/209
D444,755 S	*	7/2001	Azuma et al.	D12/209
D451,874 S	*	12/2001	Donikoglu	D12/209
D455,698 S	*	4/2002	Chung	D12/209
D455,991 S	*	4/2002	Kaucher	D12/209
D460,939 S	*	7/2002	Chung	D12/209
D476,610 S	*	7/2003	Yun	D12/209
D481,341 S	*	10/2003	Morrison	D12/209

* cited by examiner

Primary Examiner—Stacia Cadmus

(74) *Attorney, Agent, or Firm*—Blakely, Sokoloff, Taylor & Zafman, LLP; Stephen M. De Klerk

(57) **CLAIM**

The ornamental design for a wheel, as shown and described.

DESCRIPTION

FIG. 1 is a perspective view of a wheel, showing our new design;

FIG. 2 is a side view thereof; and,

FIG. 3 is an end view thereof.

1 Claim, 3 Drawing Sheets






FIG. 1




FIG. 2

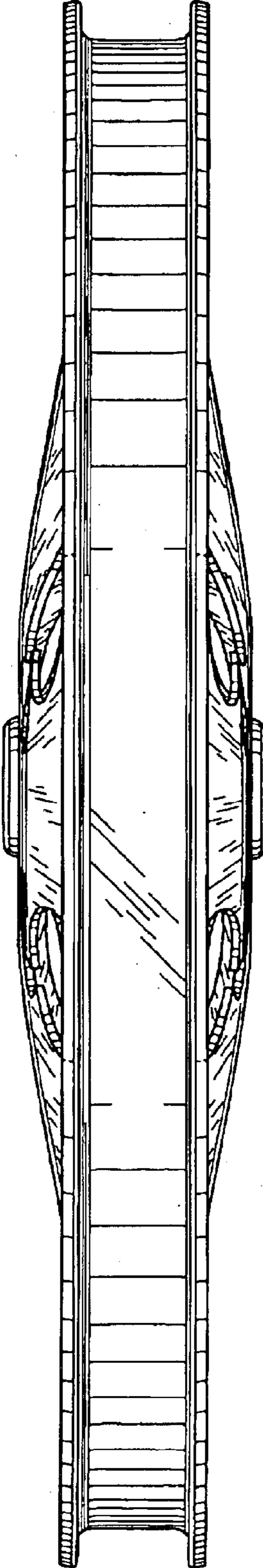


FIG. 3