

US00D497583S1

(12) **United States Design Patent**
Walbey, Jr.

(10) **Patent No.:** **US D497,583 S**
(45) **Date of Patent:** **** Oct. 26, 2004**

- (54) **VEHICLE-WHEEL FRONT FACE**
- (75) **Inventor:** **Gaylon G. Walbey, Jr., Livingston, TX (US)**
- (73) **Assignee:** **Mobile Hi-Tech Wheels, La Palma, CA (US)**
- (**) **Term:** **14 Years**
- (21) **Appl. No.:** **29/198,535**
- (22) **Filed:** **Jan. 30, 2004**
- (51) **LOC (7) Cl.** **12-16**
- (52) **U.S. Cl.** **D12/209**
- (58) **Field of Search** D12/204-213;
301/37.101, 64.101, 65

- D451,066 S * 11/2001 Pfeiffer et al. D12/211
- D464,308 S * 10/2002 Chung D12/209
- D478,305 S * 8/2003 Kern D12/209
- D487,717 S * 3/2004 Lenz D12/211
- D491,513 S * 6/2004 Hilton D12/211

* cited by examiner

Primary Examiner—Stacia Cadmus
(74) *Attorney, Agent, or Firm*—Christie, Parker & Hale, LLP

(57) **CLAIM**

The ornamental design for vehicle-wheel front face, as shown and described.

DESCRIPTION

FIG. 1 is a perspective view of a vehicle-wheel front face according to my new design;
FIG. 2 is a front elevational view thereof; and,
FIG. 3 is a side elevational view thereof.
Portions of the wheel depicted in broken line are for illustrative purposes only, and form no part of the claimed design.

(56) **References Cited**

U.S. PATENT DOCUMENTS

- D368,464 S * 4/1996 Morley et al. D12/209
- D407,055 S * 3/1999 Kelley D12/209
- D420,967 S * 2/2000 Sacco et al. D12/209
- D432,484 S * 10/2000 Chung D12/211

1 Claim, 3 Drawing Sheets




FIG. 1

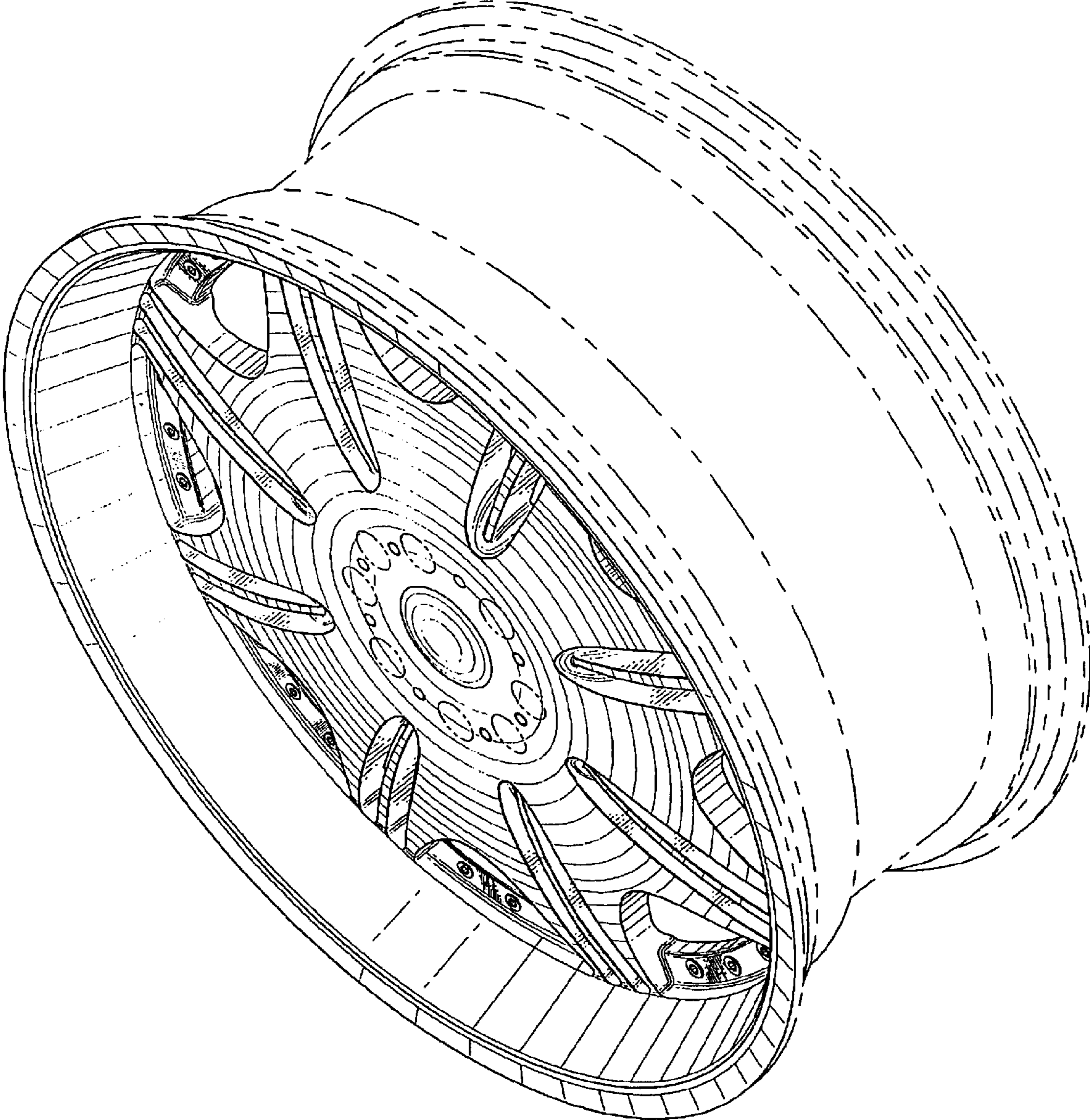


FIG. 2




FIG. 3

