

US00D497568S1

(12) **United States Design Patent**
Danon et al.

(10) **Patent No.:** **US D497,568 S**
(45) **Date of Patent:** **** Oct. 26, 2004**

(54) **CHRISTMAS ORNAMENT**

(75) Inventors: **Sandra R. Danon**, Los Angeles, CA (US); **Margaret Nordgren**, Burbank, CA (US); **Michael Nordgren**, Burbank, CA (US)

(73) Assignee: **Stravina Operating, LLC**, Chatsworth, CA (US)

(**) Term: **14 Years**

(21) Appl. No.: **29/192,655**

(22) Filed: **Oct. 27, 2003**

(51) **LOC (7) Cl.** **11-05**

(52) **U.S. Cl.** **D11/127; D11/128**

(58) **Field of Search** **D11/121, 125, D11/127, 128; 428/7**

(56) **References Cited**

U.S. PATENT DOCUMENTS

D216,642 S * 2/1970 Basto D11/128

D219,924 S * 2/1971 Trush D11/128
D413,545 S * 9/1999 Danon et al. D11/127
D415,714 S * 10/1999 Danon et al. D11/127
D461,428 S * 8/2002 Danon et al. D11/128
D473,485 S * 4/2003 Danon et al. D11/128
D489,641 S * 5/2004 Puntch D11/128

* cited by examiner

Primary Examiner—Dominic Simone

(74) *Attorney, Agent, or Firm*—Kelly Lowry & Kelley, LLP

(57) **CLAIM**

The ornamental design for a Christmas ornament, as shown.

DESCRIPTION

FIG. 1 is a front elevational view of a Christmas ornament embodying our new design;
FIG. 2 is a rear elevational view thereof;
FIG. 3 is a right side elevational view thereof;
FIG. 4 is a left side elevational view thereof;
FIG. 5 is a top plan view thereof; and,
FIG. 6 is a bottom plan view thereof.

1 Claim, 2 Drawing Sheets






FIG. 1




FIG. 2




FIG. 3




FIG. 4

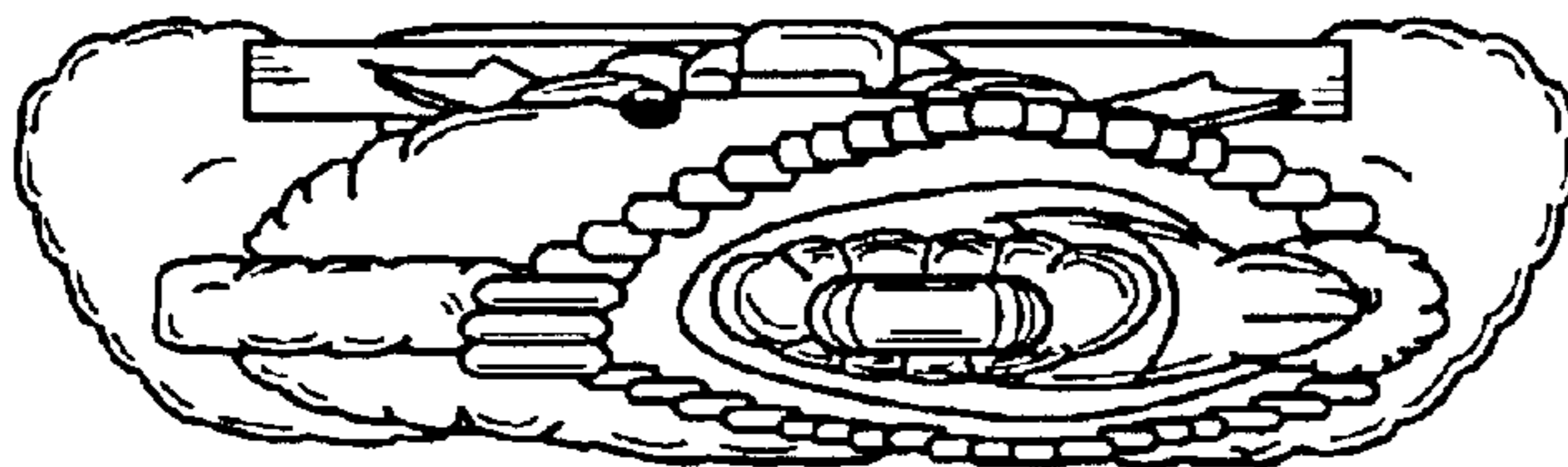


FIG. 5

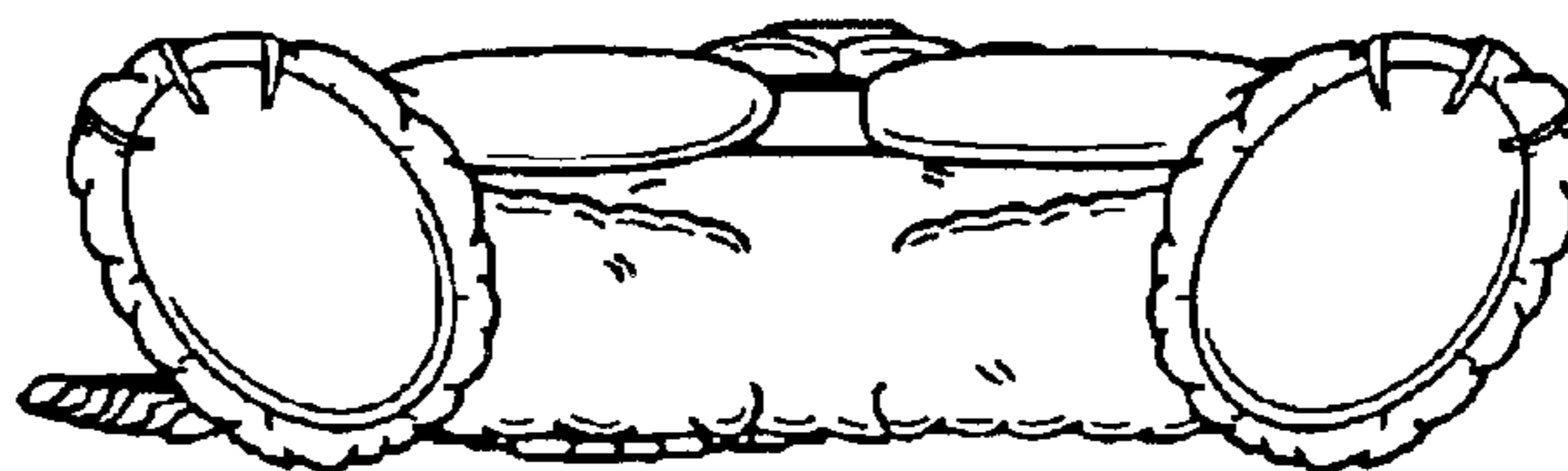


FIG. 6