



US00D497567S1

(12) **United States Design Patent**
Hardy

(10) **Patent No.:** **US D497,567 S**

(45) **Date of Patent:** **** Oct. 26, 2004**

(54) **BRACELET**

(75) **Inventor:** **Théodora Hardy, Paris (FR)**

(73) **Assignee:** **Cartier International B.V., Amsterdam (NL)**

(**) **Term:** **14 Years**

(21) **Appl. No.:** **29/191,841**

(22) **Filed:** **Oct. 16, 2003**

(30) **Foreign Application Priority Data**

Apr. 16, 2003 (EM) 22033

(51) **LOC (7) Cl.** **11-01**

(52) **U.S. Cl.** **D11/5; 63/7**

(58) **Field of Search** **D11/1-5; 63/3, 63/3.1, 7-10; 224/164-180**

(56) **References Cited**

U.S. PATENT DOCUMENTS

692,584 A * 2/1902 Adams et al. 402/20
808,805 A * 1/1906 Bagnall 63/8
947,312 A * 1/1910 Spatschil 63/7

2,255,008 A * 9/1941 Hargreaves 63/7
D151,789 S * 11/1948 Shapiro D11/27
2,582,878 A * 1/1952 Metcalf 63/7
3,805,548 A * 4/1974 Matwijcow 63/8
4,991,409 A * 2/1991 Creates 63/15.7
6,085,550 A * 7/2000 Ishida 63/15.65
2002/0129619 A1 * 9/2002 Wolff 63/7

* cited by examiner

Primary Examiner—Louis S. Zarfaz

Assistant Examiner—John Windmuller

(74) *Attorney, Agent, or Firm*—Oliff & Berridge, PLC

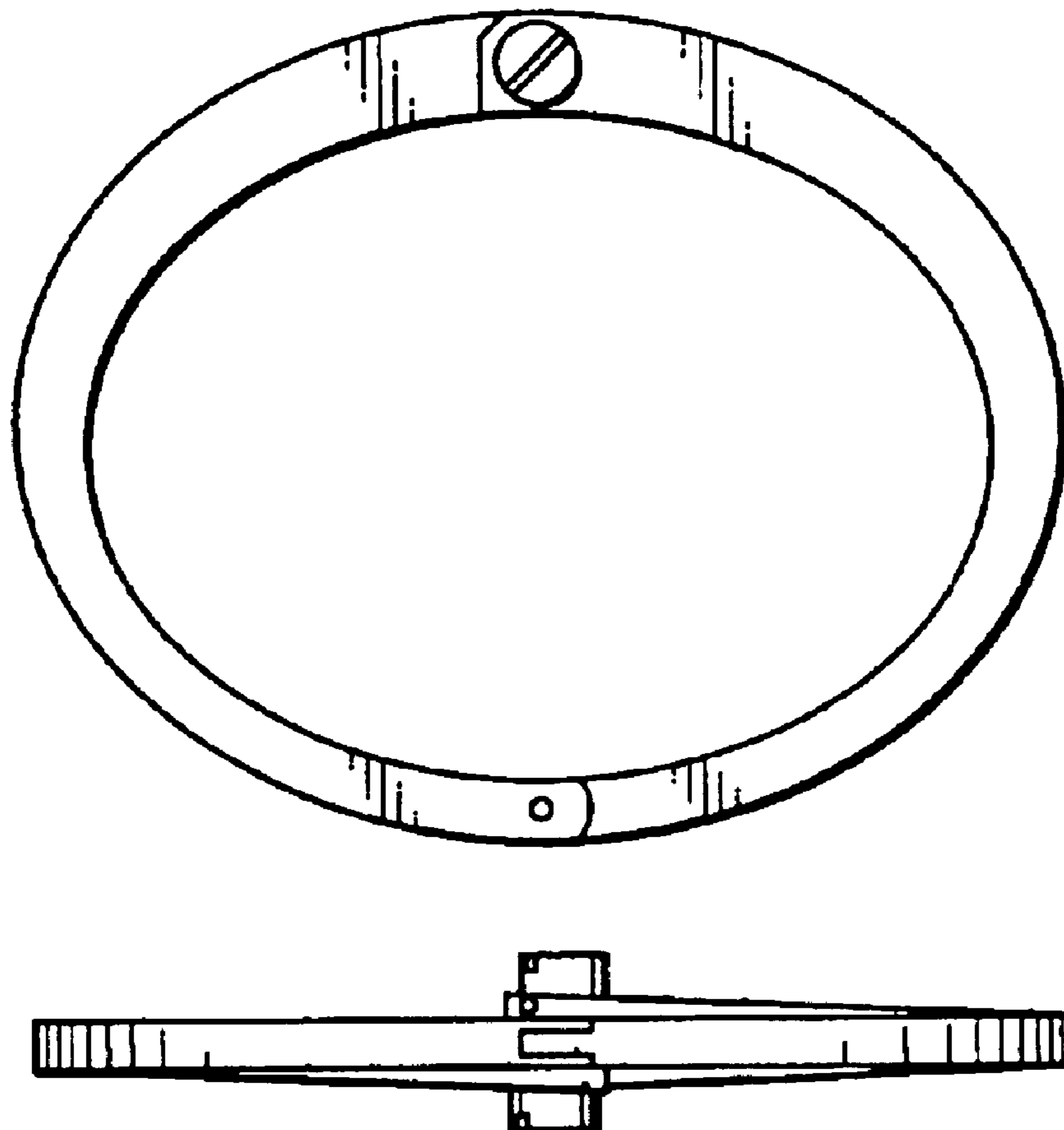
(57) **CLAIM**

The ornamental design for a bracelet, as shown and described.

DESCRIPTION

FIG. 1 is a front view of a bracelet;
FIG. 2 is a rear view thereof;
FIG. 3 is a right-side view thereof;
FIG. 4 is a left-side view;
FIG. 5 is a top view thereof; and,
FIG. 6 is a bottom view thereof.

1 Claim, 1 Drawing Sheet



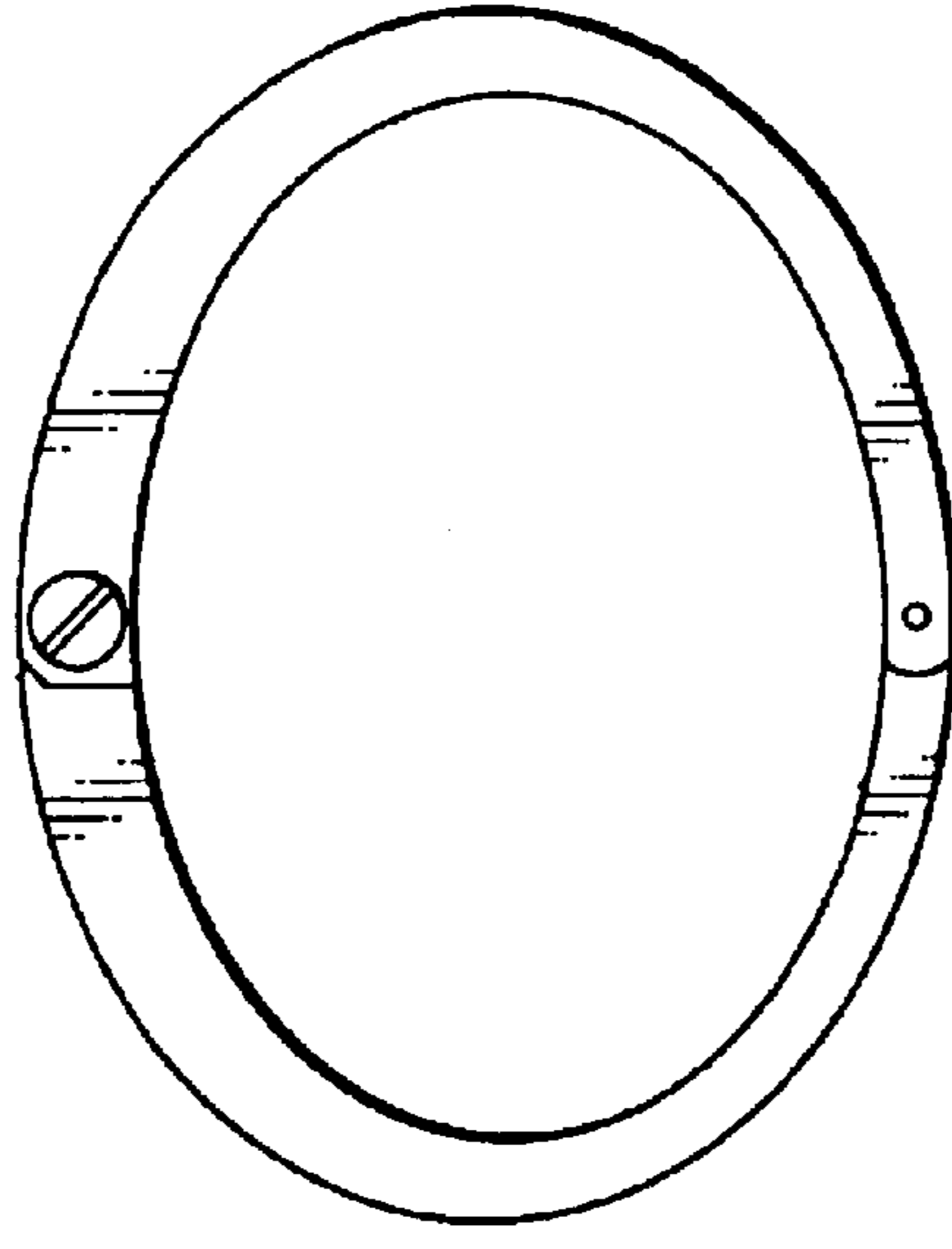


Fig. 1




Fig. 2

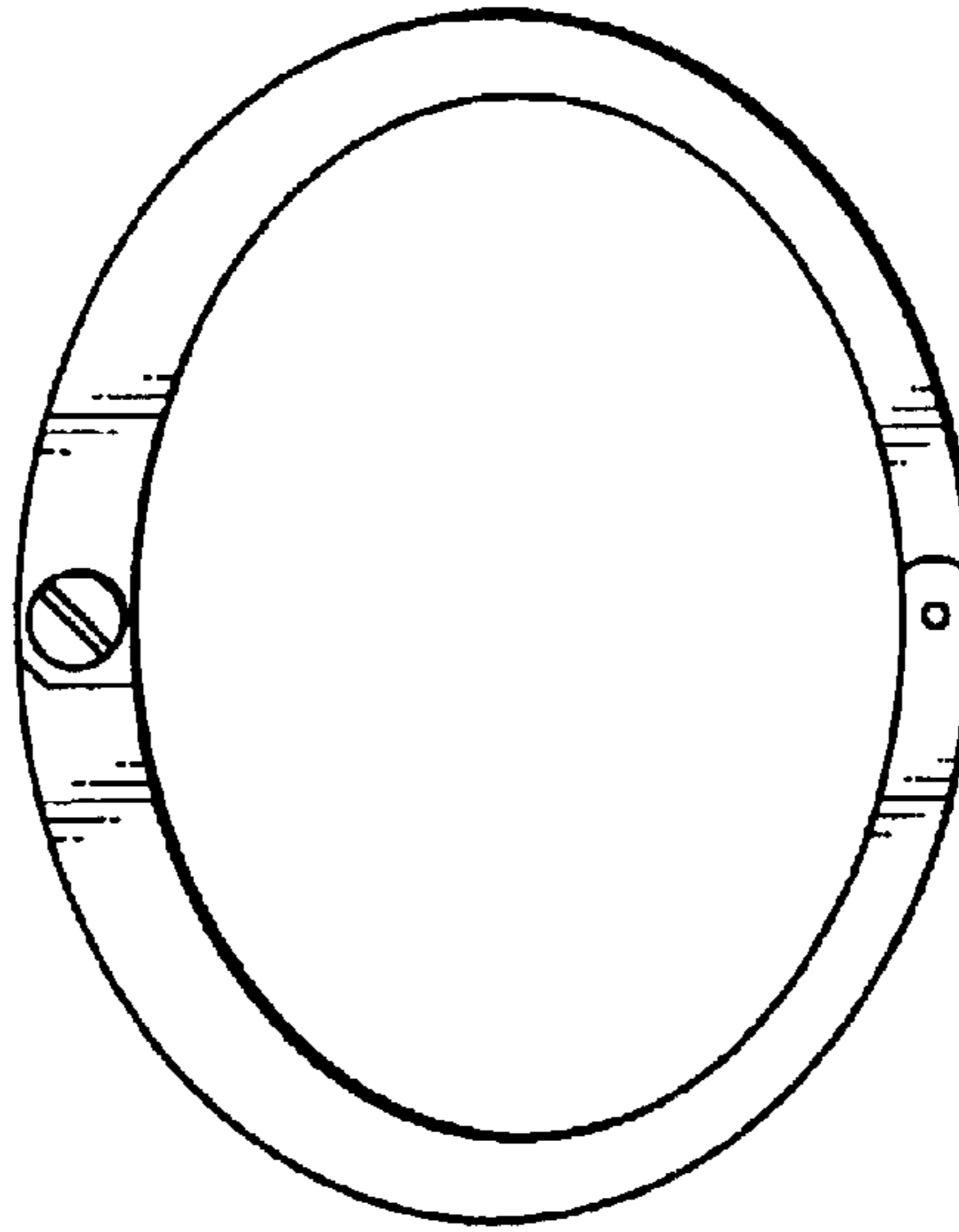


Fig. 3




Fig. 4

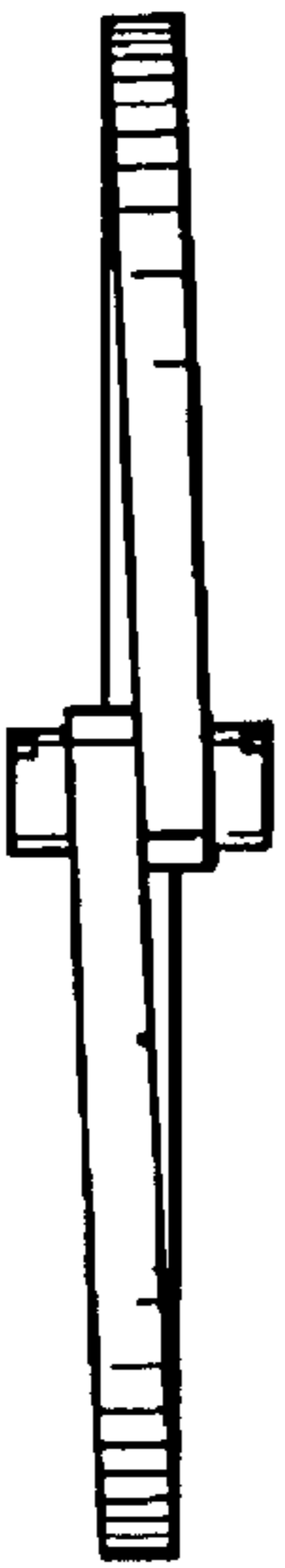


Fig. 5



Fig. 6