

US00D497565S1

(12) **United States Design Patent** (10) **Patent No.:** **US D497,565 S**  
**Pink** (45) **Date of Patent:** **\*\* Oct. 26, 2004**

(54) **BRACELET**

(76) **Inventor:** **John Pink**, 678 N. Peoria, Unit 5,  
Chicago, IL (US) 60622

(\*\*) **Term:** **14 Years**

(21) **Appl. No.:** **29/191,624**

(22) **Filed:** **Oct. 14, 2003**

(51) **LOC (7) Cl.** ..... **11-01**

(52) **U.S. Cl.** ..... **D11/4**

(58) **Field of Search** ..... D11/1-4; 63/3,  
63/3.1; 224/164-180; 2/311-321

(56) **References Cited**

**U.S. PATENT DOCUMENTS**

- D254,198 S \* 2/1980 Hardy ..... D11/4
- D322,944 S \* 1/1992 Yurman ..... D11/4
- D361,282 S \* 8/1995 Bulgari ..... D10/32
- 6,243,929 B1 \* 6/2001 Curwood ..... 24/598.2

**OTHER PUBLICATIONS**

- Jeweler's Circular Keystone, Sep. 2001 cover.\*
- Jeweler's Circular Keystone, Mar. 2002, ad insert, pp. 31-32.\*

Jeweler's Circular Keystone, Jan. 2002, p. T16.\*  
Jeweler's Circular Keystone, Aug. 2003, p. 122.\*

\* cited by examiner

*Primary Examiner*—Louis S. Zarfes  
*Assistant Examiner*—John Windmuller  
(74) *Attorney, Agent, or Firm*—Harrison & Egbert

(57) **CLAIM**

I claim the ornamental design for a bracelet, as shown and described.

**DESCRIPTION**

FIG. 1 is an upper perspective view of the bracelet showing my design.

FIG. 2 is a top plan view thereof, wherein a bottom view is a mirror image thereof;

FIG. 3 is a side view thereof, wherein an opposite side view is a mirror image thereof;

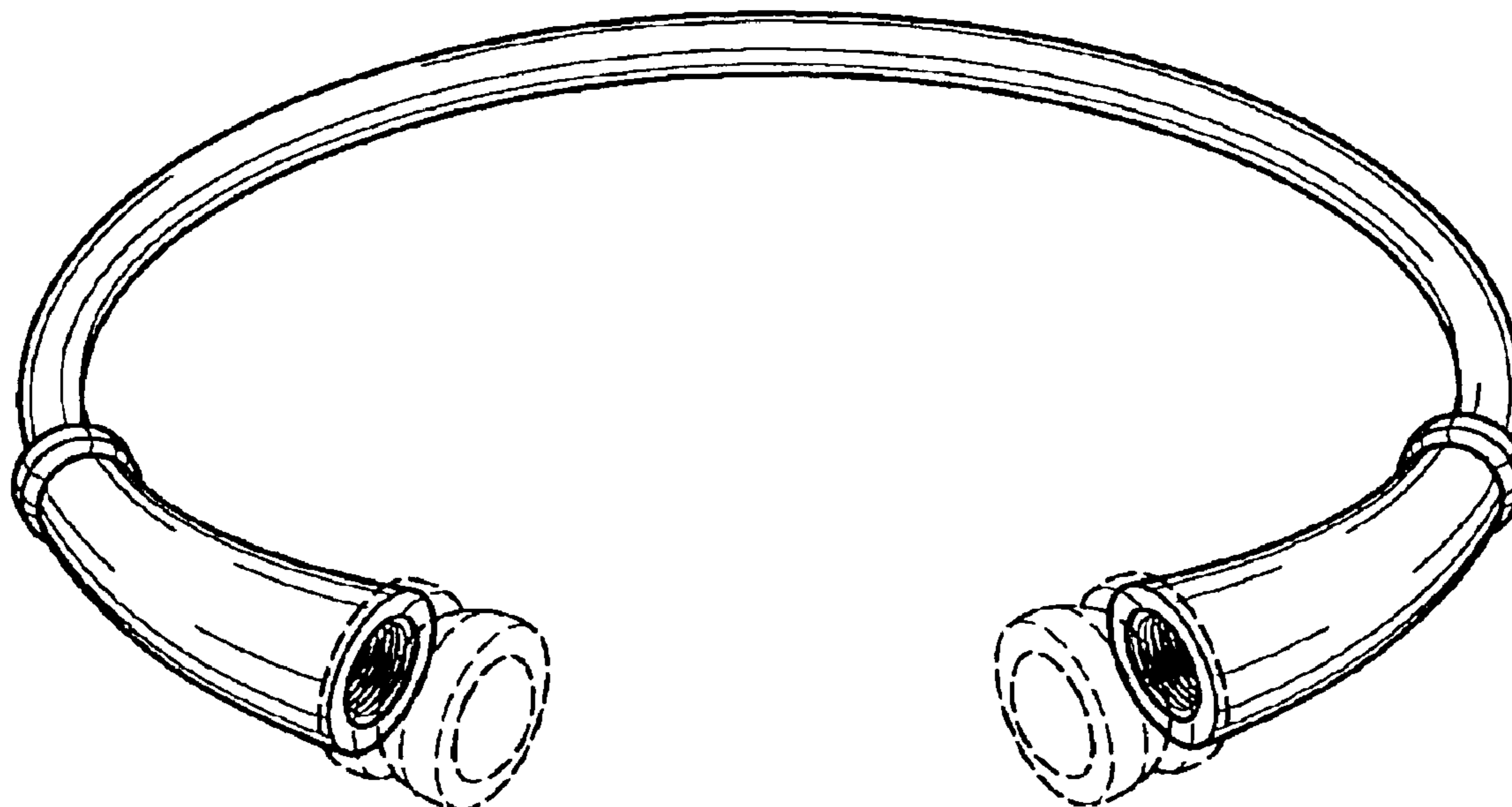
FIG. 4 is a front view thereof;

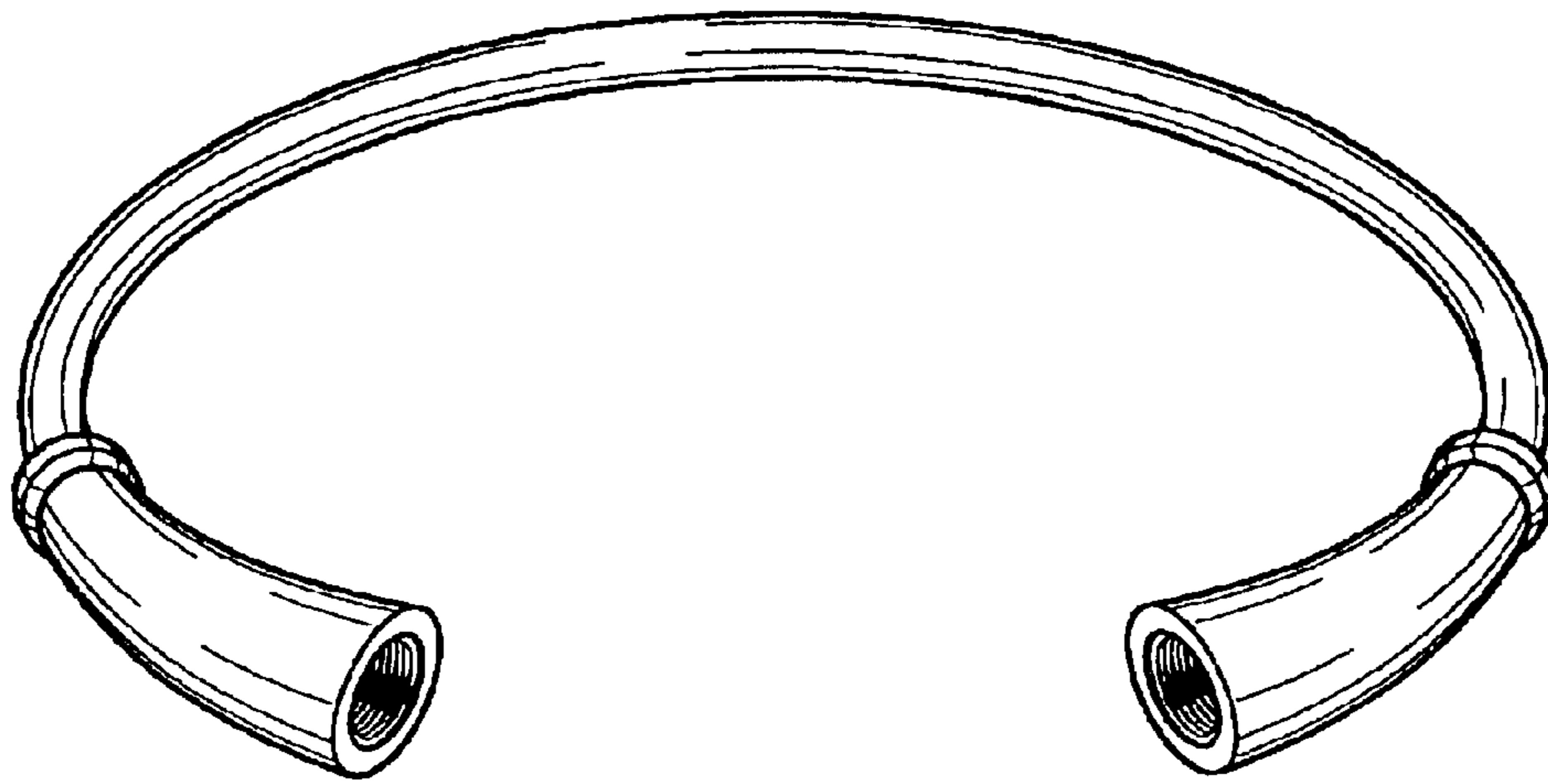
FIG. 5 is a back view thereof; and,

FIG. 6 is another perspective view thereof showing end attachments in broken lines.

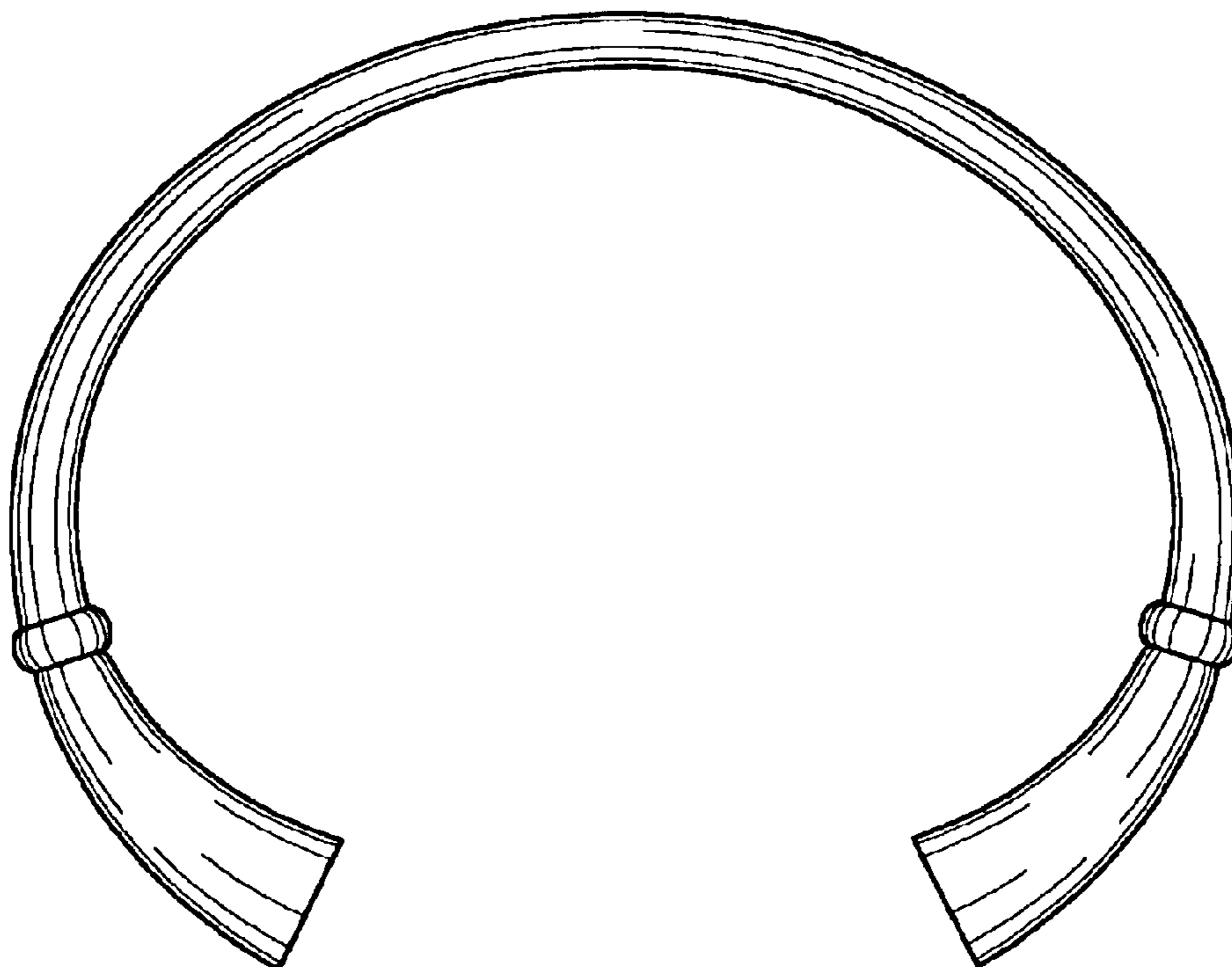
The broken lines are presented for illustrative purposes only and form no part of the claimed design.

**1 Claim, 2 Drawing Sheets**

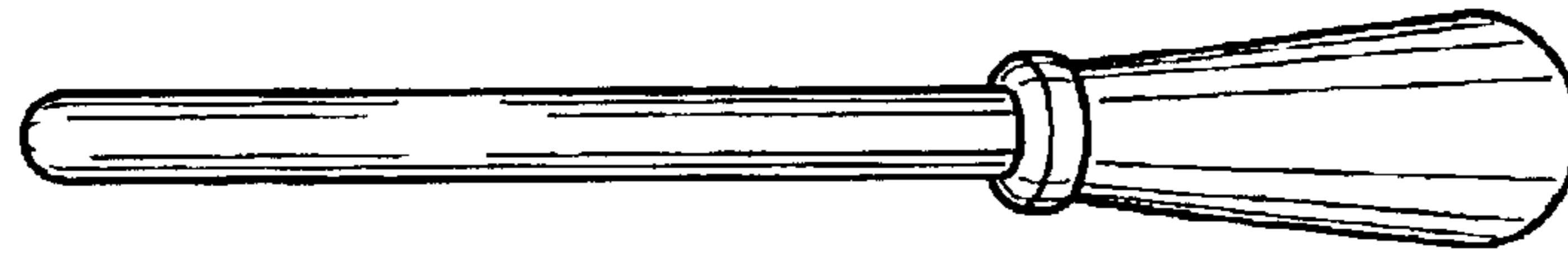





*FIG. 1*



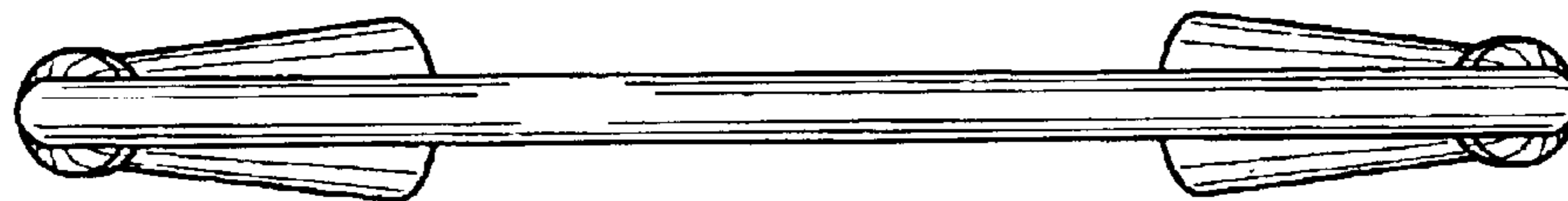
*FIG. 2*



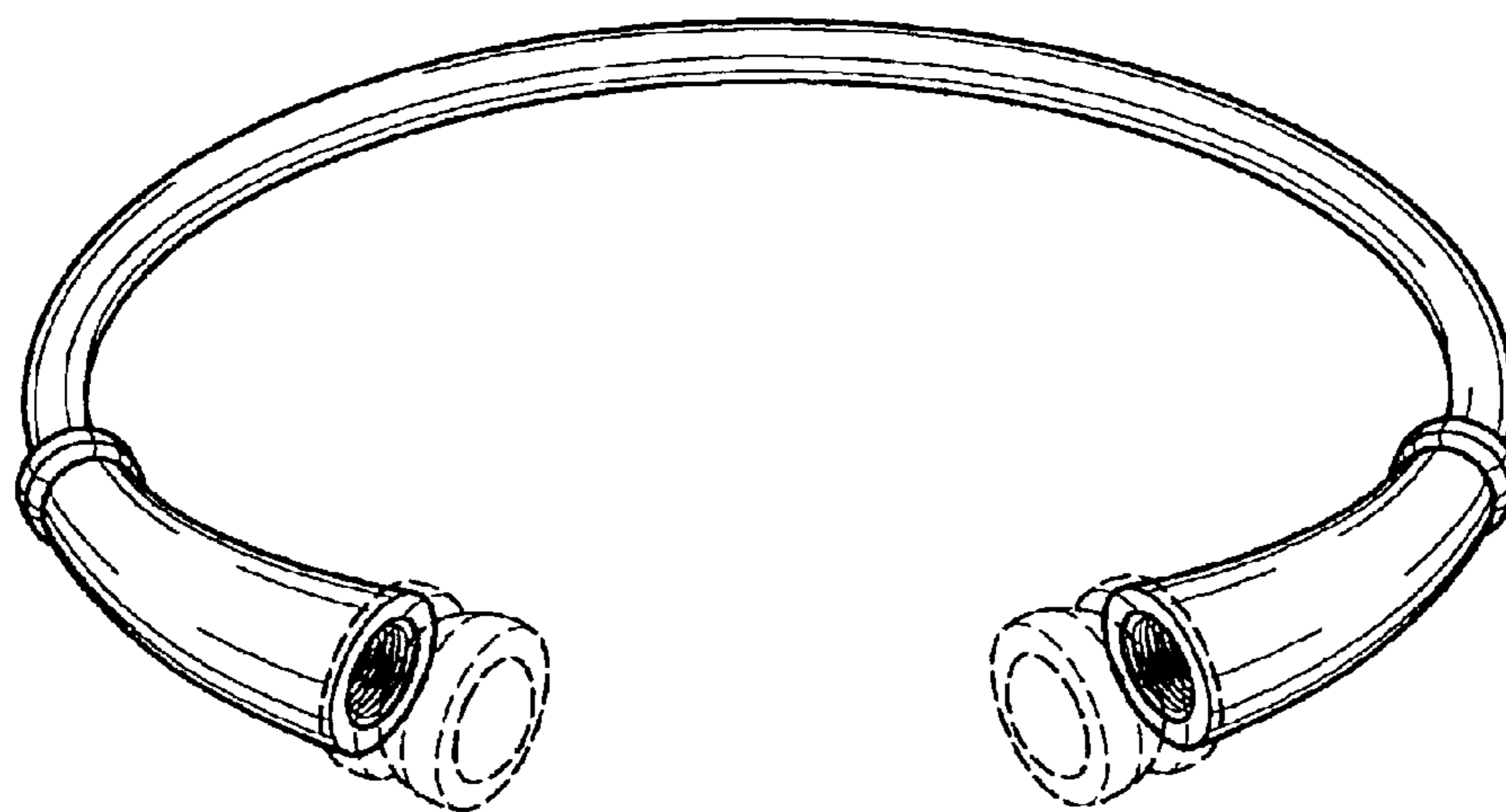
*FIG. 3*



*FIG. 4*



*FIG. 5*



*FIG. 6*