



US00D497561S1

(12) **United States Design Patent**  
**Sato et al.**

(10) **Patent No.:** **US D497,561 S**  
(45) **Date of Patent:** **\*\* Oct. 26, 2004**

(54) **SCALE**

(75) Inventors: **Masaaki Sato**, Shiki (JP); **Yujiro Motomizu**, Fuchu (JP)

(73) Assignee: **Tanita Corporation**, Tokyo (JP)

(\*\*) Term: **14 Years**

(21) Appl. No.: **29/185,591**

(22) Filed: **Jul. 1, 2003**

(30) **Foreign Application Priority Data**

Jan. 9, 2003 (JP) ..... 2003-000304

(51) **LOC (7) Cl.** ..... **10-04**

(52) **U.S. Cl.** ..... **D10/92**

(58) **Field of Search** ..... D10/92; 177/238-245,  
177/25.13, 25.15

(56) **References Cited**

**U.S. PATENT DOCUMENTS**

D472,485 S \* 4/2003 Murase ..... D10/92

\* cited by examiner

*Primary Examiner*—Antoine D. Davis

(74) *Attorney, Agent, or Firm*—McDermott Will & Emery LLP

(57) **CLAIM**

The ornamental design for a scale, as shown and described.

**DESCRIPTION**

FIG. 1 is a perspective view of a scale according to our novel design;

FIG. 2 is a front view of the scale of FIG. 1;

FIG. 3 is a rear view of the scale of FIG. 1;

FIG. 4 is a right side view of the scale of FIG. 1;


FIG. 5 is a left side view of the scale of FIG. 1;

FIG. 6 is a plan view of the scale of FIG. 1;


FIG. 7 is a bottom view of the scale of FIG. 1; and,

FIG. 8 is a plan view of the scale of FIG. 1 with the display being switched on.

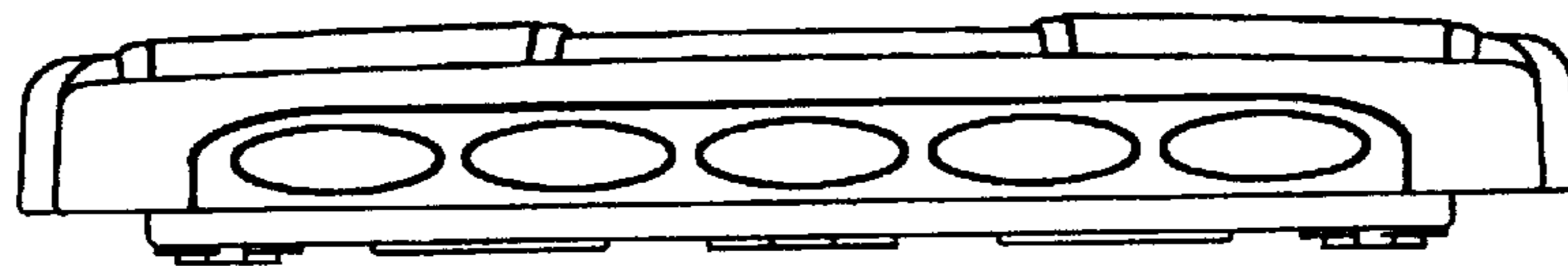
**1 Claim, 3 Drawing Sheets**




**FIG.1**




**FIG.2**




**FIG.3**



**FIG.4**



**FIG.5**



**FIG.6**

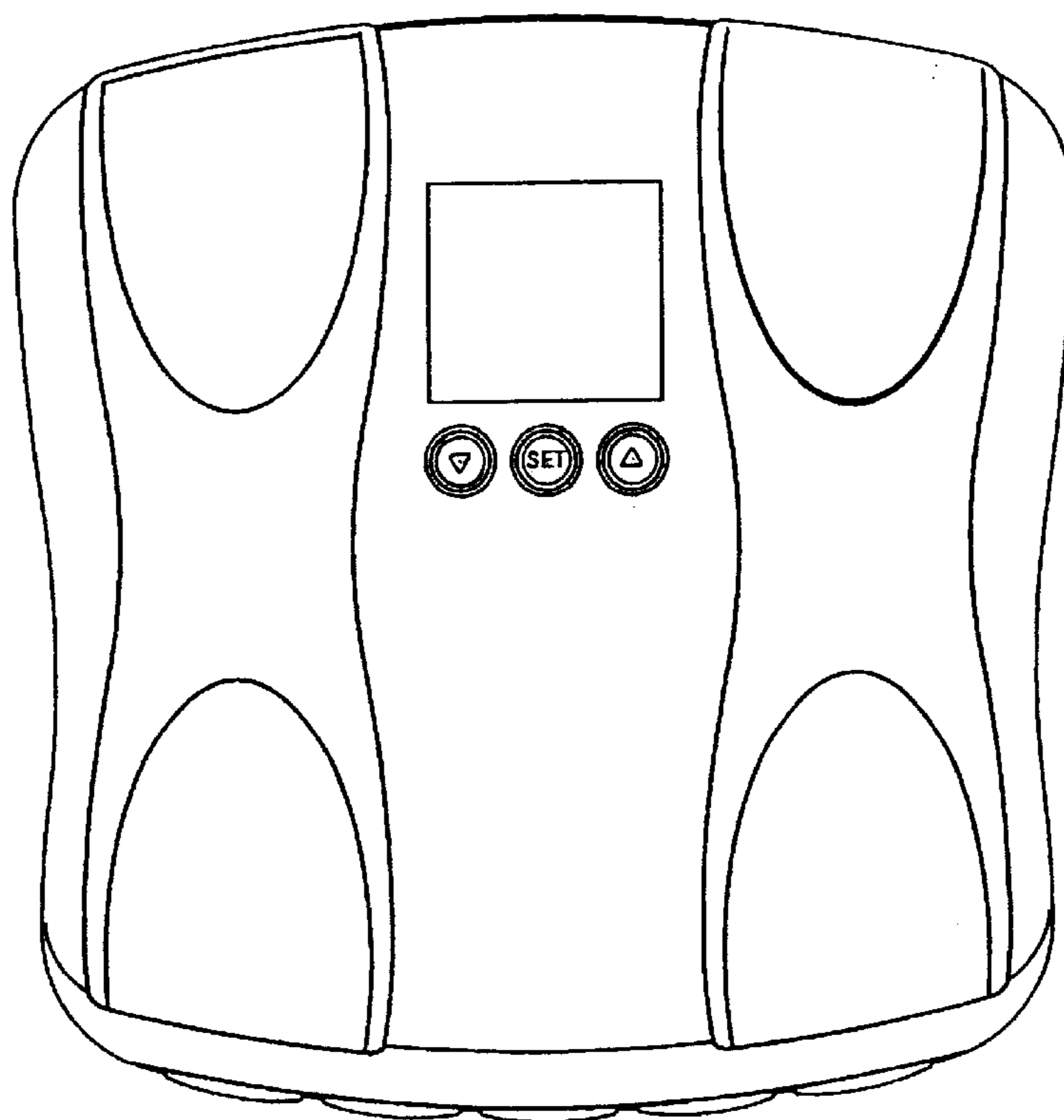


FIG.7

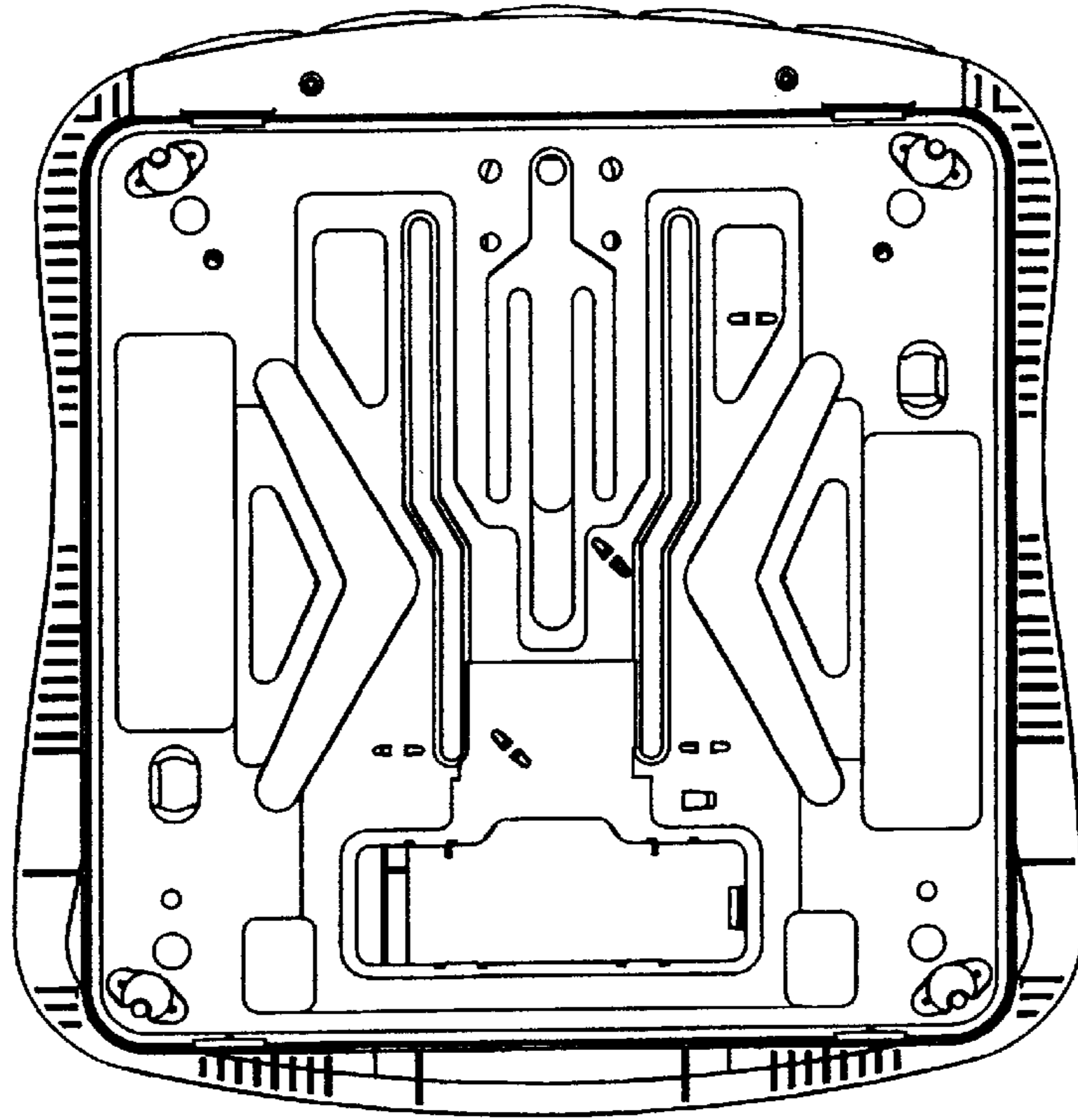


FIG.8

