

US00D497538S1

(12) **United States Design Patent**
van Groesen

(10) **Patent No.: US D497,538 S**

(45) **Date of Patent: ** Oct. 26, 2004**

(54) **SUPPORT AND COUPLING FOR PLASMA SCREENS**

(75) **Inventor: Wim van Groesen, Eindhoven (NL)**

(73) **Assignee: Vogel's Holding B.V., Eindhoven (NL)**

(**) **Term: 14 Years**

(21) **Appl. No.: 29/170,418**

(22) **Filed: Nov. 5, 2002**

(51) **LOC (7) Cl. 08-05**

(52) **U.S. Cl. D8/363**

(58) **Field of Search** D8/349, 354, 363,
D8/373, 380; D14/375, 433, 451, 224,
452; 248/121, 124.1, 240, 278.1, 280.11,
284.1, 291.1, 309.1, 316.4, 917, 918, 919,
920, 921, 922, 923, 924, 317, 327, 343;
361/681, 682, 825; D6/513, 553, 567; D13/133

(56) **References Cited**

U.S. PATENT DOCUMENTS

2,174,747	A	*	10/1939	Hueglin	248/343
4,993,676	A	*	2/1991	Fitts et al.	248/317
5,009,384	A	*	4/1991	Gerke et al.	248/317
5,244,186	A	*	9/1993	Chandler	248/251

D352,652	S	*	11/1994	Vogels	D8/363
D377,897	S	*	2/1997	Vogels	D8/373
D410,837	S	*	6/1999	Vogels	D8/363
5,923,528	A	*	7/1999	Lee	248/291.1
D420,642	S	*	2/2000	Wu	D13/133
D426,142	S	*	6/2000	Moore	D8/363
D449,274	S	*	10/2001	Suzuki	D13/133

* cited by examiner

Primary Examiner—James Gandy

Assistant Examiner—Elizabeth Albert

(74) *Attorney, Agent, or Firm*—Ladas & Parry


(57) **CLAIM**

The ornamental design for “support and coupling for plasma screens”, as shown and described.

DESCRIPTION

FIG. 1 is a perspective view showing the wall support for plasma screens, showing my new design;
FIG. 2 is a front view thereof;
FIG. 3 is a rear view thereof;
FIG. 4 is a right-side view thereof;
FIG. 5 is a left-side view thereof;
FIG. 6 is a top view thereof; and,
FIG. 7 is a bottom view thereof.

1 Claim, 2 Drawing Sheets



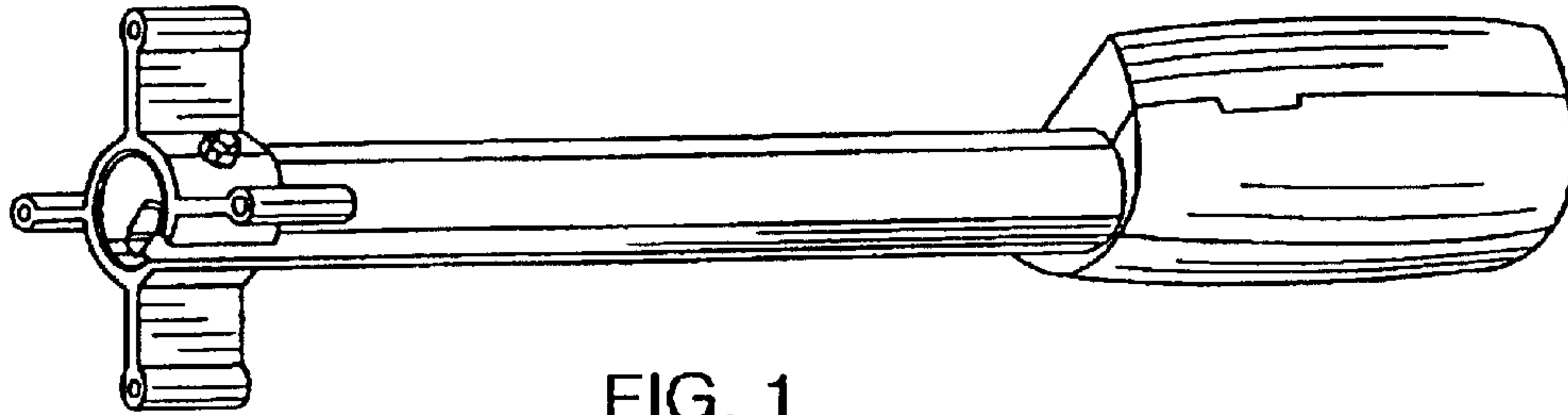


FIG. 1




FIG. 2




FIG. 3

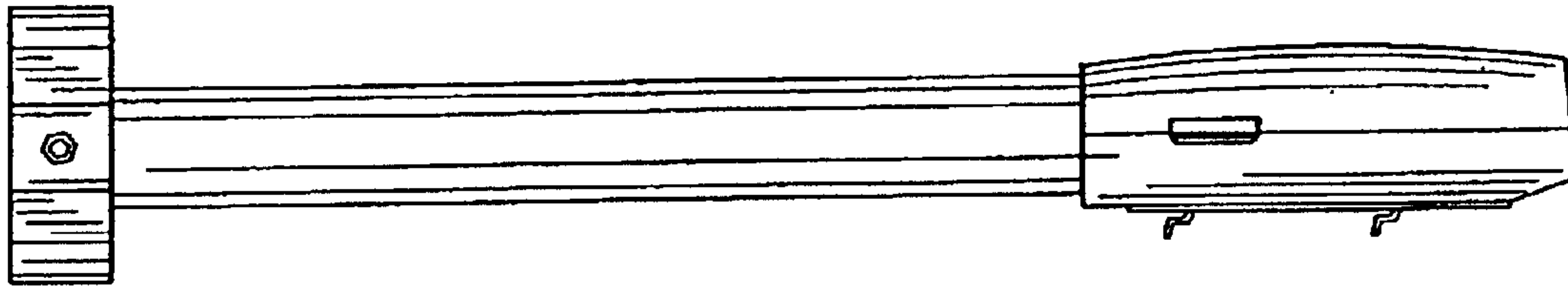


FIG. 4




FIG. 5




FIG. 6

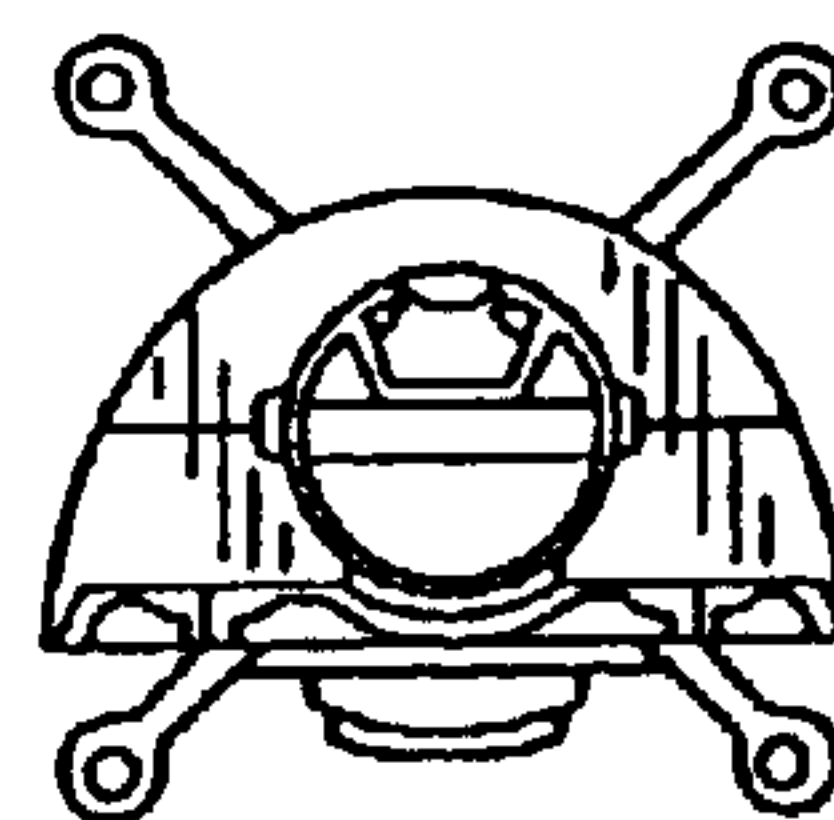


FIG. 7