

US00D497531S1

(12) **United States Design Patent** (10) **Patent No.:** **US D497,531 S**
Carter, III (45) **Date of Patent:** **** Oct. 26, 2004**

(54) **KNIFE**

(75) **Inventor:** **Fred J. Carter, III**, Wichita Falls, TX (US)

(73) **Assignee:** **United Cutlery Corporation**, Sevierville, TN (US)

(**) **Term:** **14 Years**

(21) **Appl. No.:** **29/186,899**

(22) **Filed:** **Jul. 24, 2003**

(51) **LOC (7) Cl.** **08-03**

(52) **U.S. Cl.** **D8/99**

(58) **Field of Search** D8/98, 99, 107;
D22/118; 30/154, 155, 156, 157, 158, 159,
160, 161

(56) **References Cited**

U.S. PATENT DOCUMENTS

D137,451 S	3/1944	Harstad	
D138,570 S	8/1944	Huff	D22/118
D156,070 S	11/1949	Brooks	D22/118
D170,824 S	11/1953	Kundikoff	D22/118
D221,335 S	8/1971	Clayton	D22/118
D222,934 S	2/1972	Cole	D22/118
D222,935 S	2/1972	Cole	D22/118
D222,937 S	2/1972	Cole	D22/118
D222,938 S	2/1972	Cole	D22/118
D225,527 S	12/1972	Cole	D22/118
4,608,757 A	9/1986	Eckerle	30/299
D299,375 S	1/1989	Pipes	D22/118
D302,455 S	7/1989	Hibben	D22/118
D323,694 S	2/1992	Pipes	D22/118
D325,616 S	4/1992	Kolombatovich	D22/118
D330,064 S	10/1992	Medina	D22/118
D333,173 S	2/1993	Pipes	D22/118
D336,126 S	6/1993	Luchak	D22/118
D348,599 S	7/1994	Sakai	D8/99
D348,818 S	7/1994	Hasegawa	D8/99
D351,210 S	10/1994	Koskinen	D22/118
D360,013 S	7/1995	Collins	D22/118

(List continued on next page.)

OTHER PUBLICATIONS

U.S. Calvary Knives, 1994, p. 111, Catalog.
The Noble Collection, Winter 1997/1998, Historic Daggers, No page listed, Catalog.
United Cutlery Brands, Catalog # 42, 2002, pp. 7, 19, 21, 29, 30, 33-35, 39-45 and 51-60.
Museum Replicas Limited, Horned Skull Sword, p. 65, (1994).
Agincourt, Iberia Sword, Item B, Cutlery Shoppe, p. 38 (1993).
United Cutlery, Double Shadow Fantasy Dagger, p. 16, (1991).
Museum Replicas Limited, Catalog # 39, Renaissance Daggers, 1995, p. 8.
Blade Magazine, Damascus Dagger, Aug. 1995, p. 54.
Blade Magazine, 24 Inch Dagger, Aug. 1995, p. 27.
Blade Magazine, Kris Dagger, Aug. 1995, p. 26.
Applicant's co-pending Application (U.S. patent application Ser. No.: 29/186,900, dated Jul. 24, 2003).

Primary Examiner—Philip S. Hyder
(74) *Attorney, Agent, or Firm*—Pitts & Brittan, P.C.

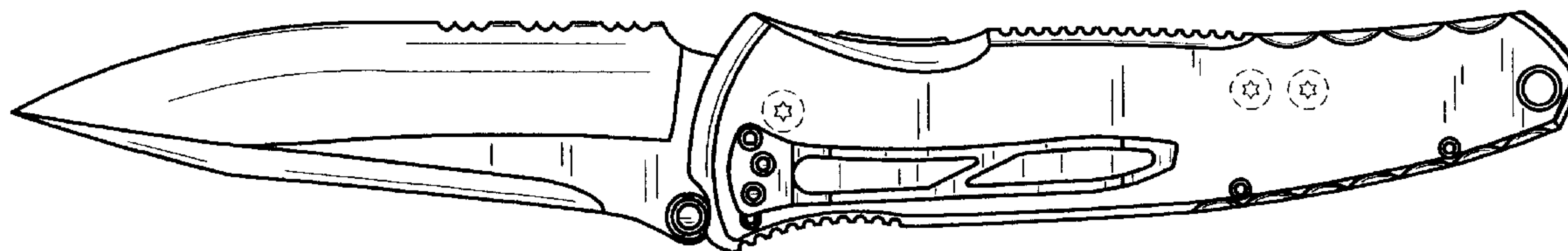
(57) **CLAIM**

The ornamental design for a knife, as shown and described.

DESCRIPTION

FIG. 1 is a left side elevational view of the design of the present invention for a folding knife, showing the knife in an extended position;
FIG. 2 is a right side elevational view of the knife of FIG. 1;
FIG. 3 is a front elevational view of the knife of FIG. 1;
FIG. 4 is a rear elevational view of the knife of FIG. 1;
FIG. 5 is a top plan view of the knife of FIG. 1;
FIG. 6 is a bottom plan view of the knife of FIG. 1; and,
FIG. 7 is a left side elevational view, similar to FIG. 1, of the folding knife showing the knife in a stowed position.
The broken lines shown are for illustrative purposes only and form no part of the claimed design.

1 Claim, 4 Drawing Sheets



U.S. PATENT DOCUMENTS

D360,241 S	7/1995	Choi	D21/145	D452,895 S	1/2002	Rae et al.	D22/118
D361,104 S	8/1995	Choi	D21/145	D461,217 S	8/2002	Hall et al.	D22/118
5,440,814 A	8/1995	Hall et al.	30/295	D461,868 S	8/2002	Hall et al.	D22/118
D362,485 S	9/1995	Hall	D22/118	6,427,334 B2 *	8/2002	Onion	30/161
D363,109 S	10/1995	Hall	D22/118	D464,246 S	* 10/2002	Sloan	D8/99
5,495,673 A *	3/1996	Gardiner et al.	30/155	D473,609 S	4/2003	Rae	D22/118
D371,060 S	6/1996	Lai	D8/107	D473,610 S	4/2003	Rae	D22/118
D371,592 S	7/1996	Hall et al.	D22/118	D473,611 S	4/2003	Rae	D22/118
D375,779 S	11/1996	Hibben	D22/118	D473,612 S	4/2003	Rae	D22/118
D378,982 S	4/1997	Thompson	D8/99	D473,613 S	4/2003	Rae	D22/118
D379,211 S	5/1997	Thompson	D22/118	D473,614 S	4/2003	Rae	D22/118
D379,488 S	5/1997	Hibben	D22/118	D473,615 S	4/2003	Rae	D22/118
D380,520 S	7/1997	Hibben	D22/118	D473,616 S	4/2003	Rae	D22/118
D381,060 S	7/1997	Moran	D22/118	D473,617 S	4/2003	Rae	D22/118
D382,187 S	8/1997	Hibben	D8/76	D473,618 S	4/2003	Rae	D22/118
D383,519 S	9/1997	Lainhart	D22/118	D473,619 S	4/2003	Rae	D22/118
D384,871 S *	10/1997	McWillis	D8/99	D473,620 S	4/2003	Rae	D22/118
D388,150 S	12/1997	Glesser	D22/118	D473,621 S	4/2003	Rae	D22/118
D398,211 S	9/1998	Howard	D8/98	D473,622 S	4/2003	Rae	D22/118
5,819,414 A *	10/1998	Marifone	30/160	D473,623 S	4/2003	Rae	D22/118
D406,308 S	3/1999	Hibben	D22/118	D473,624 S	4/2003	Rae	D22/118
D407,291 S *	3/1999	Knoop	D8/99	D473,625 S	4/2003	Rae	D22/118
D408,257 S *	4/1999	Elishewitz	D8/99	D473,626 S	4/2003	Rae	D22/118
D409,269 S	5/1999	Carson et al.	D22/118	D473,627 S	4/2003	Rae	D22/118
D422,873 S *	4/2000	McHenry et al.	D8/99	D473,912 S	4/2003	Rae	D22/118
D430,258 S	8/2000	Hall et al.	D22/118	D473,913 S	4/2003	Hall	D22/118
D430,917 S	9/2000	Hall et al.	D22/188	D473,914 S	4/2003	Rae	D22/118
D432,386 S *	10/2000	Elishewitz	D8/99	D473,915 S	4/2003	Hall	D22/118
D433,914 S *	11/2000	Chu	D8/99	D473,916 S	4/2003	Rae	D22/118
D434,466 S	11/2000	Hall et al.	D22/118	D473,917 S	4/2003	Carter, III	D22/118
6,154,965 A *	12/2000	Sakai	30/161	D473,918 S	4/2003	Rae	D22/118
D435,776 S *	1/2001	Veltz et al.	D8/99	D473,919 S	4/2003	Rae	D22/118
D446,571 S	8/2001	Frazer	D22/118	D473,920 S	4/2003	Rae	D22/118
D448,828 S	10/2001	Karnezis	D22/118	D473,921 S	4/2003	Rae	D22/118
D451,571 S	12/2001	Barker, II	D22/118	D473,922 S	4/2003	Rae	D22/118
D451,572 S	12/2001	Barker, II	D22/118	D473,923 S	4/2003	Rae	D22/118
D452,546 S	12/2001	Barker, II	D22/118	D473,924 S	4/2003	Rae	D22/118
D452,547 S	12/2001	Barker, II	D22/118					

* cited by examiner

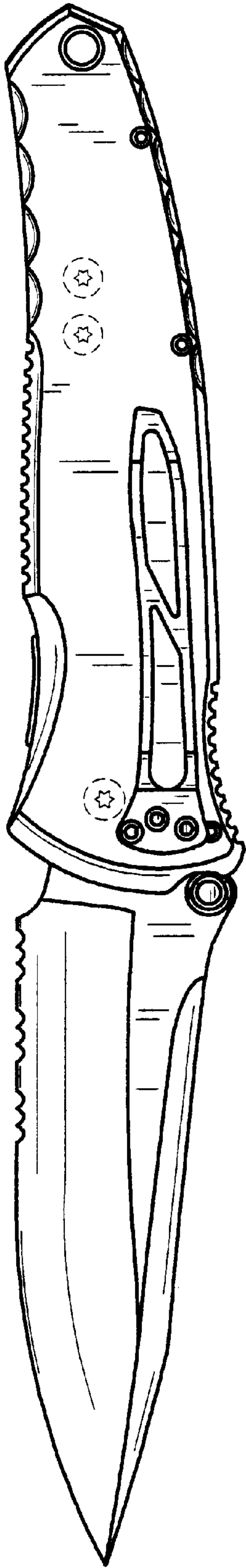


Fig. 1

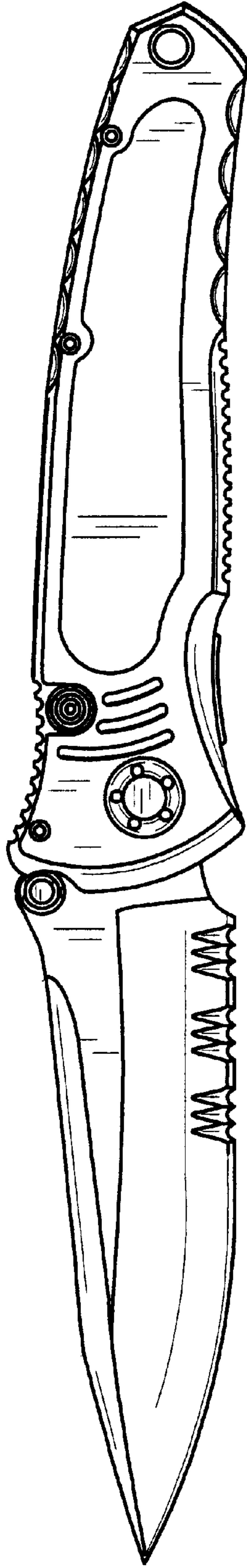


Fig. 2




Fig. 3




Fig. 4

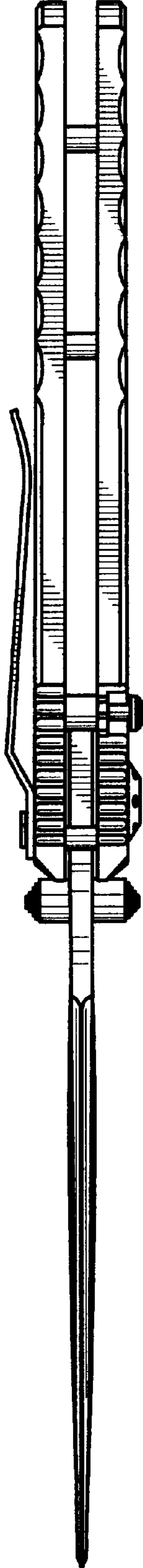


Fig. 5

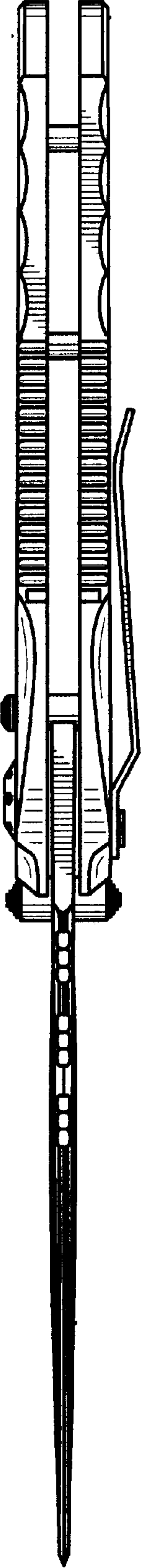


Fig. 6

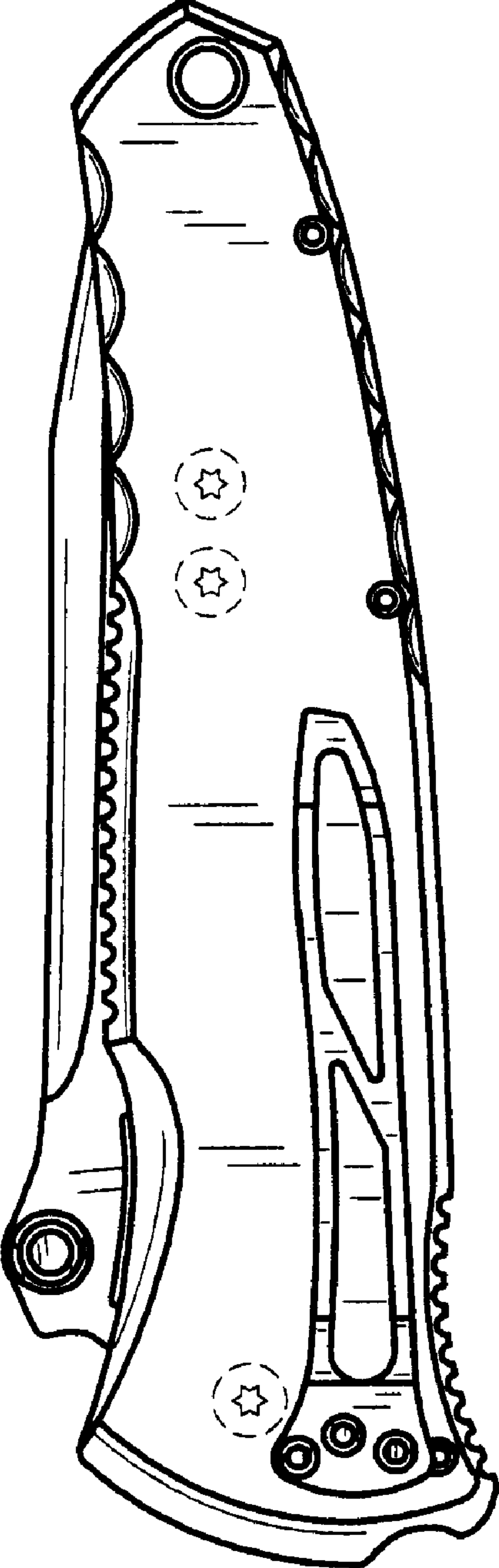


Fig. 7