

US00D497522S1

(12) **United States Design Patent**
Reichenbach et al.

(10) **Patent No.:** **US D497,522 S**

(45) **Date of Patent:** **** Oct. 26, 2004**

(54) **HANDLE FOR KNIVES**

D483,625 S * 12/2003 Chien D7/649

(75) Inventors: **Robert Reichenbach**, Scarsdale, NY (US); **Adam Krent**, Brooklyn, NY (US)

* cited by examiner

(73) Assignee: **Lifetime Hoan Corporation**, Westbury, NY (US)

Primary Examiner—Caron D. Veynar

(74) *Attorney, Agent, or Firm*—Goodman & Teitelbaum, Esqs.

(**) Term: **14 Years**

(57) **CLAIM**

The ornamental design for a handle for knives, as shown and described.

(21) Appl. No.: **29/195,336**

(22) Filed: **Dec. 11, 2003**

DESCRIPTION

(51) **LOC (7) Cl.** **07-03**

FIG. 1 is a perspective view of a handle for knives, showing our new design;

(52) **U.S. Cl.** **D7/649; D7/401.2**

FIG. 2 is a side elevational view of one side thereof;

(58) **Field of Search** D7/642-652, 401.2;

FIG. 3 is a top plan view thereof;

D8/98, 99, 107; D22/117, 118; 16/110.1,

FIG. 4 is a side elevational view of the other side thereof;

430, 431; 30/147-150, 155-163, 329, 340,

FIG. 5 is a bottom plan view thereof;

342-345

FIG. 6 is a rear elevational view thereof; and,

FIG. 7 is a front elevational view thereof.

(56) **References Cited**

The broken line showings of a knife blade in FIGS. 1-5 and 7 are for illustrative purposes only and form no part of the claimed design.

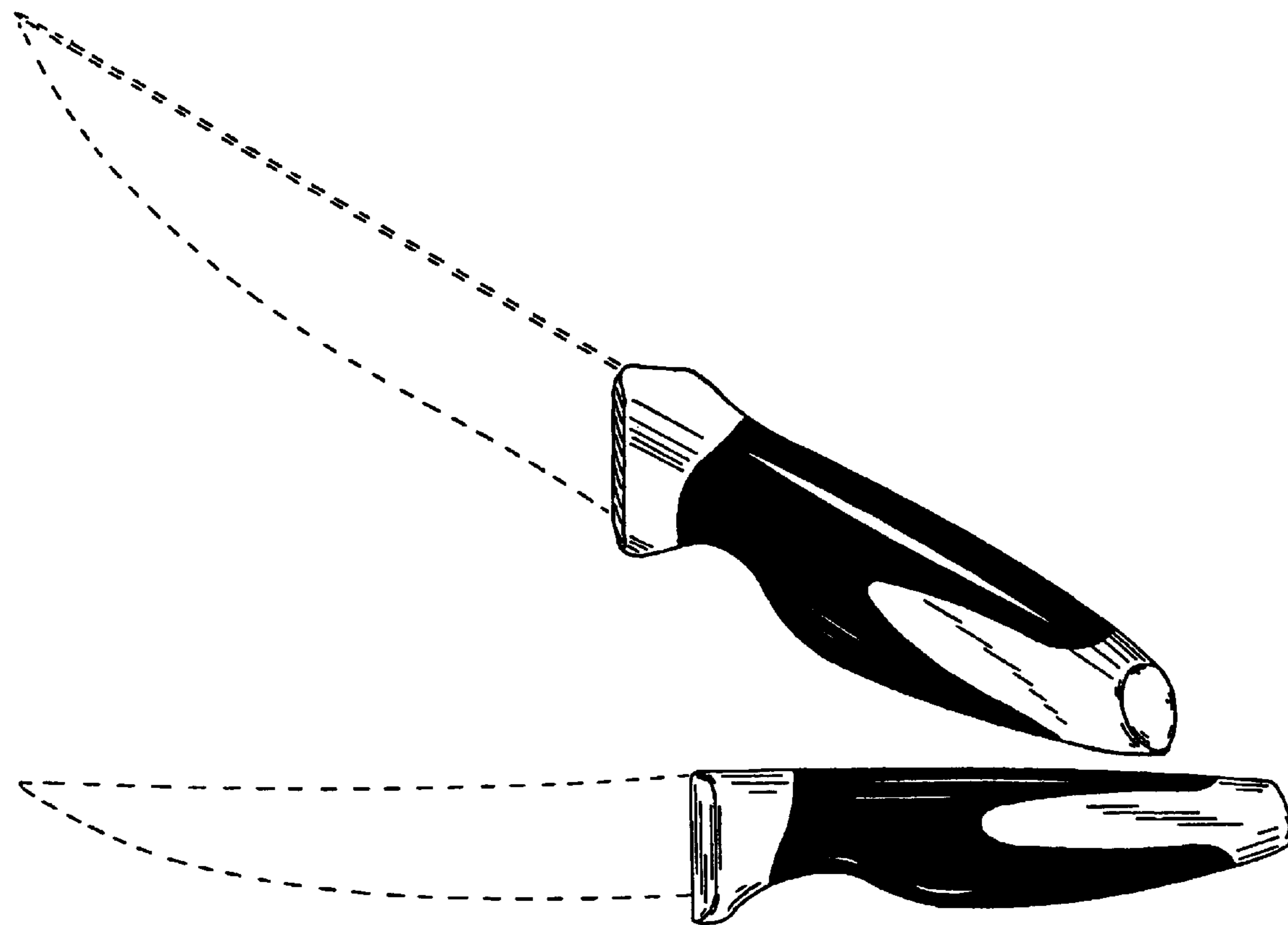
U.S. PATENT DOCUMENTS

2,037,943 A * 4/1936 Otto et al. 30/340

D225,387 S * 12/1972 Krock D7/649

D355,331 S * 2/1995 Rich D7/649

1 Claim, 2 Drawing Sheets



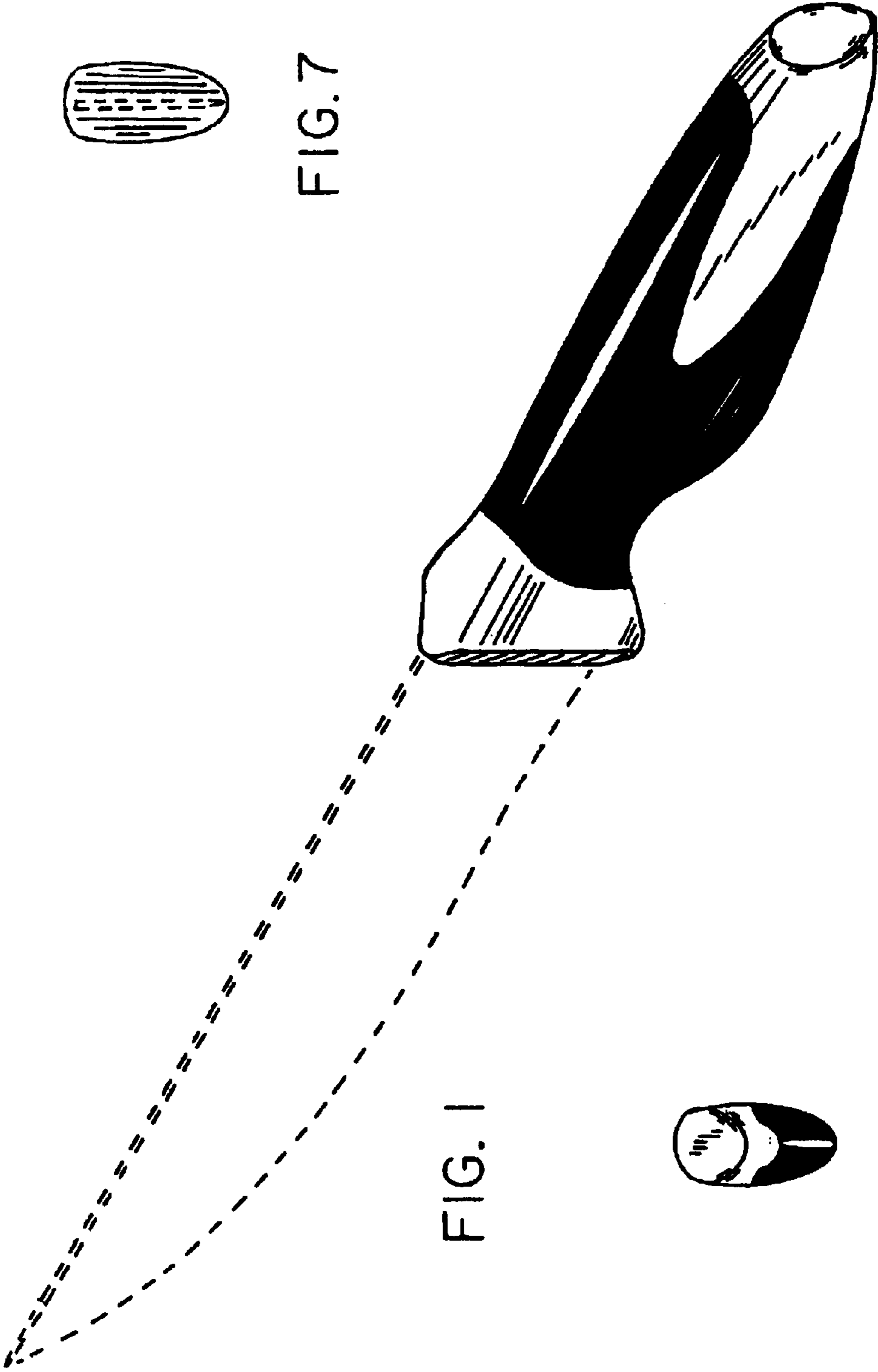


FIG. 1



FIG. 7



FIG. 6




FIG. 2



FIG. 3




FIG. 4



FIG. 5