

US00D497520S1

(12) **United States Design Patent** (10) **Patent No.:** **US D497,520 S**  
**Goodman et al.** (45) **Date of Patent:** **\*\* Oct. 26, 2004**

(54) **UTENSIL HOLDER**

Spectrum Kitchen Accessories, Circa 2002, cover page and 5 pages.

(75) Inventors: **Sheldon H. Goodman**, 30905 Stratford Dr., Solon, OH (US) 44139; **Brian R. Stelmarski**, Streetsboro, OH (US)

\* cited by examiner

(73) Assignee: **Sheldon H. Goodman**, Solon, OH (US)

*Primary Examiner*—Terry A. Wallace

(\*\*) Term: **14 Years**

(74) *Attorney, Agent, or Firm*—Fay, Sharpe, Fagan, Minnich & McKee, LLP

(21) Appl. No.: **29/193,958**

(57) **CLAIM**

(22) Filed: **Nov. 17, 2003**

The ornamental design for a utensil holder, as shown and described.

(51) **LOC (7) Cl.** ..... **07-07**

(52) **U.S. Cl.** ..... **D7/640**; D19/84

(58) **Field of Search** ..... D7/637–640; D19/65, D19/75, 77, 78, 81–85; D32/2, 3, 55; 211/60.1, 70.6, 70.7, 71.01; D3/305, 306, 314

**DESCRIPTION**

(56) **References Cited**

**U.S. PATENT DOCUMENTS**

D277,799 S	*	2/1985	DiSesa	.....	D7/640
D390,054 S		2/1998	Goodman et al.		
D397,000 S		8/1998	Goodman et al.		
D405,304 S		2/1999	Goodman et al.		
D412,803 S		8/1999	Goodman et al.		
D433,287 S		11/2000	Goodman et al.		
D438,737 S		3/2001	Goodman et al.		
D472,412 S		4/2003	Goodman et al.		

FIG. 1 is a perspective view from above of a utensil holder showing our new design;

FIG. 2 is a left side elevational view thereof, with a right side elevational view being a mirror image thereof;

FIG. 3 is a front elevational view thereof, with a rear elevational view being a mirror image thereof;

FIG. 4 is a top plan view thereof;

FIG. 5 is a perspective view thereof from below; and,


FIG. 6 is a bottom plan view thereof.

The portions shown in broken lines in FIGS. 1 and 4–6 form no part of the claimed design.

**OTHER PUBLICATIONS**

Spectrum New For 2002 New Products Brochure, Circa 2002, cover page and 7 pages.  
Spectrum Pantry Storage, Circa 2002, cover page and 3 pages.

**1 Claim, 2 Drawing Sheets**






FIG. 1

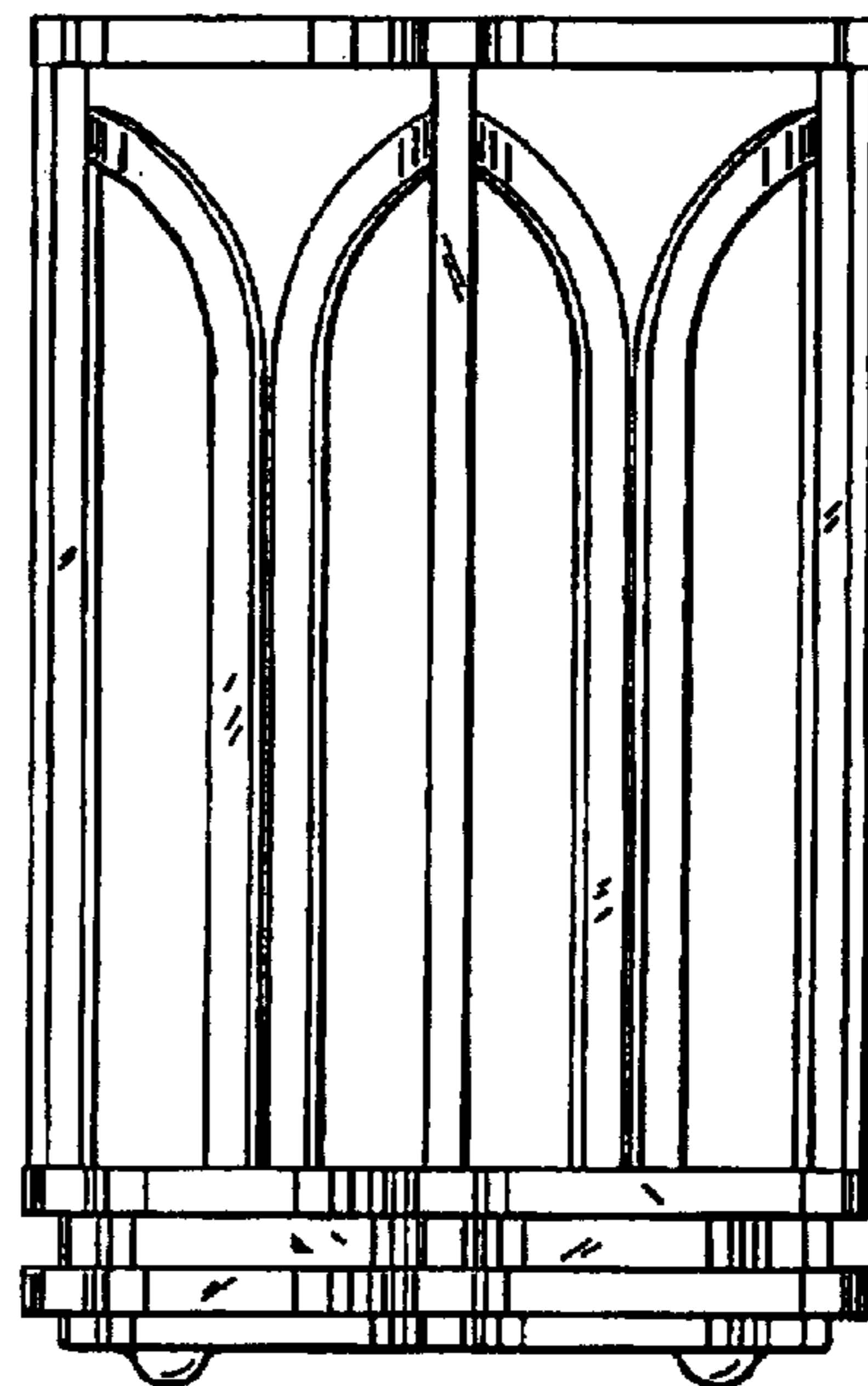


FIG. 2

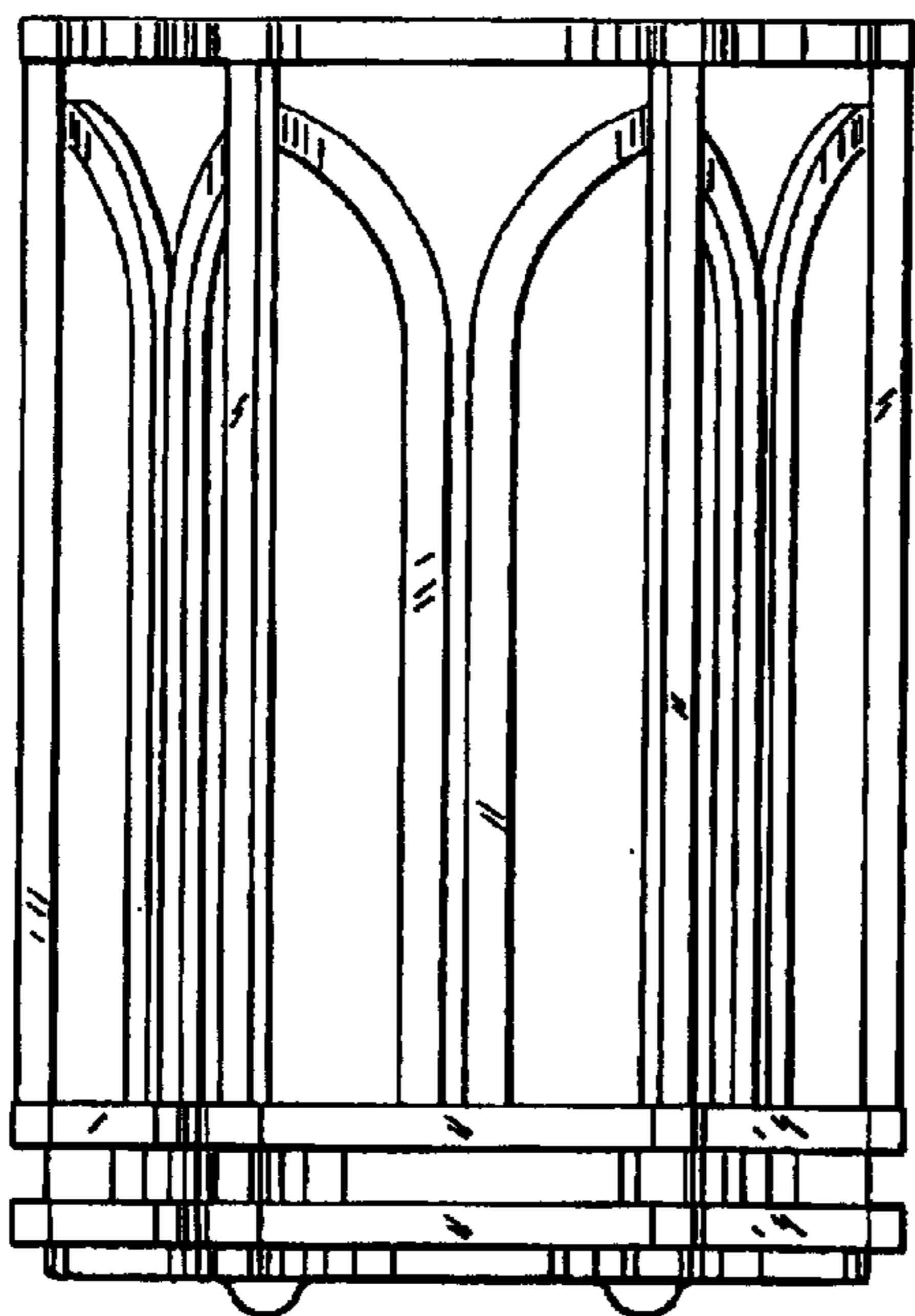


FIG. 3

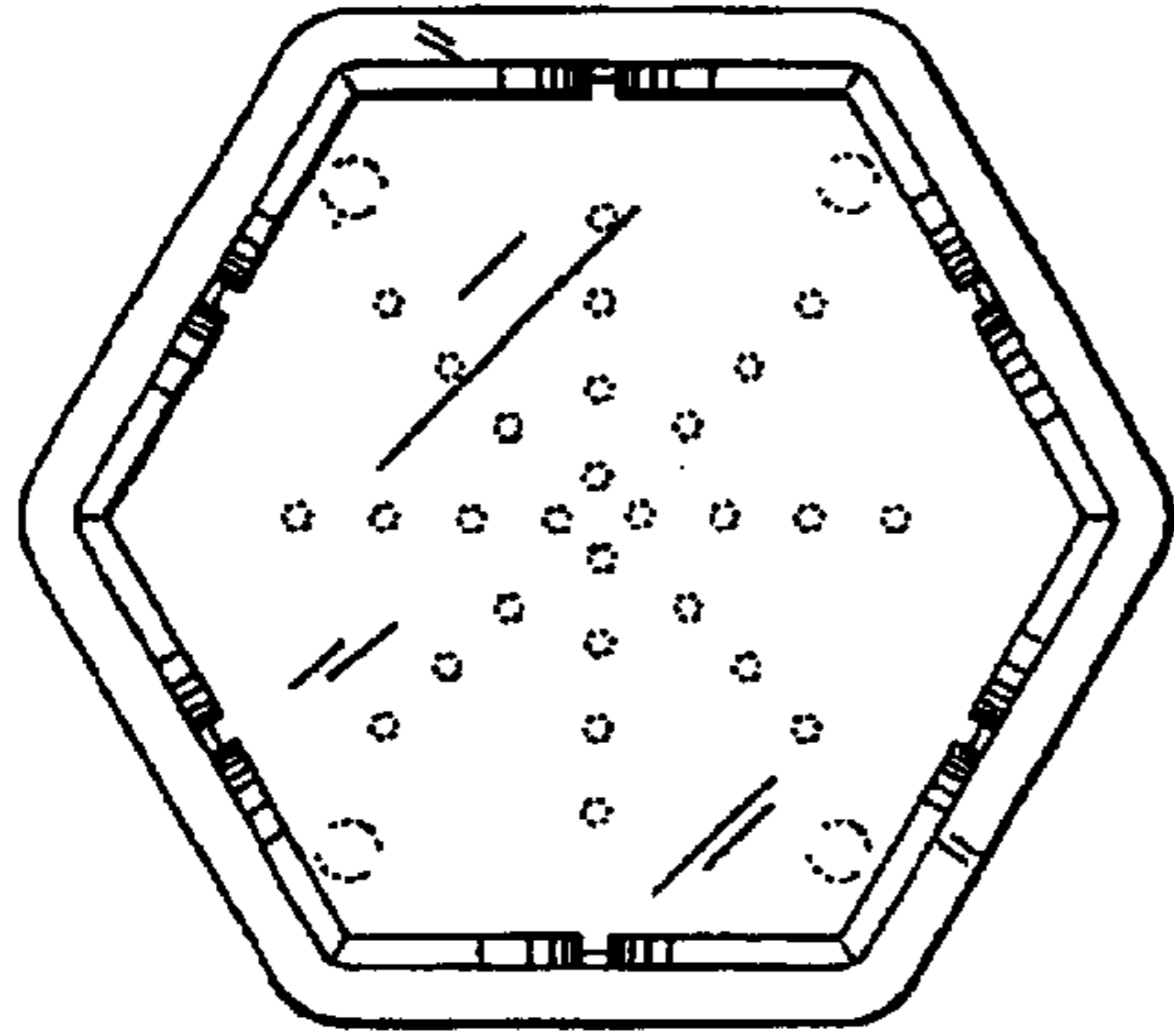


FIG. 4




FIG. 5

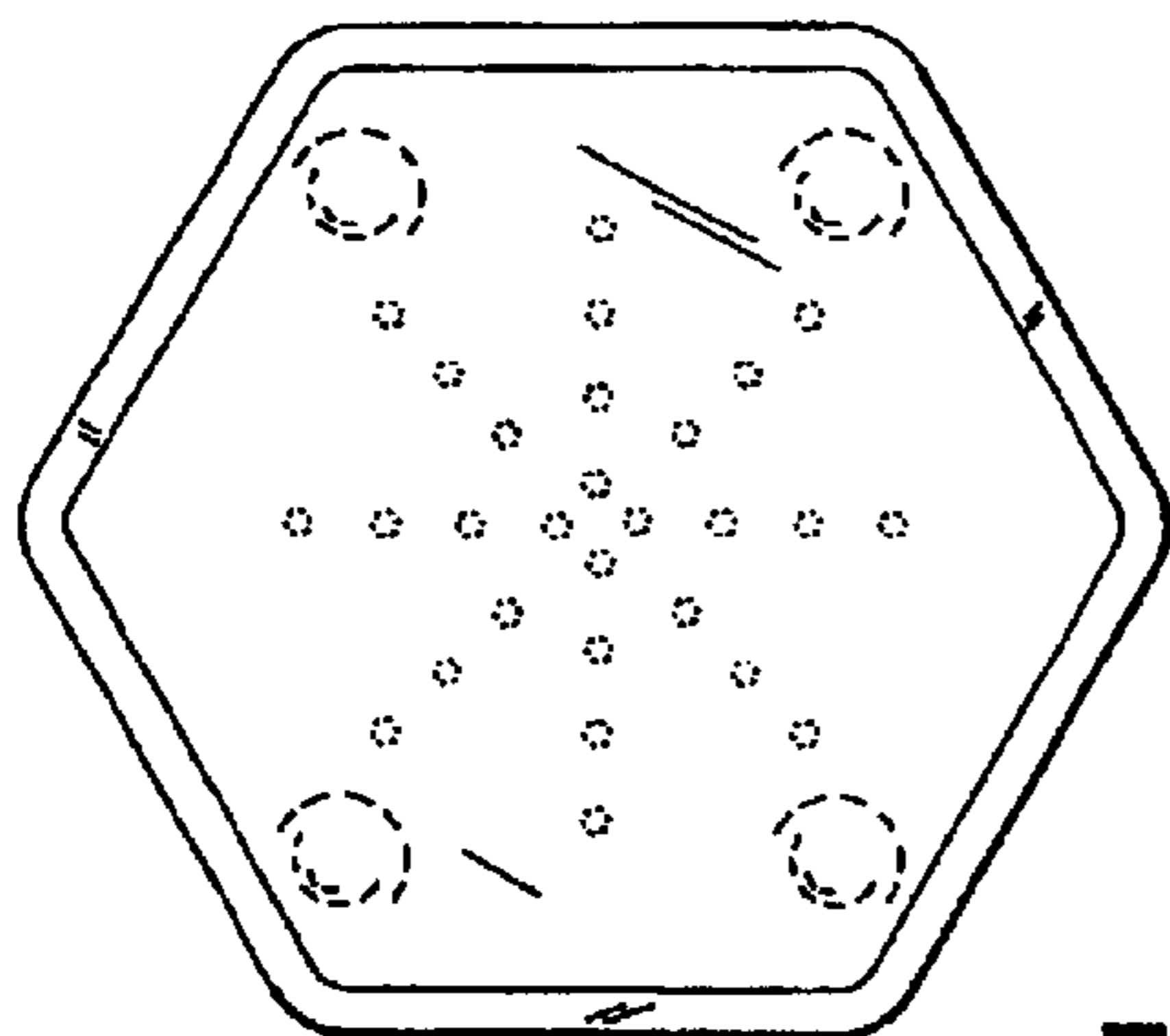


FIG. 6